

# COMPAL CONFIDENTIAL

MODEL NAME : *NAL20*

PCB NO : *LA-5571P ( DA80000FP00)*

BOM P/N : *43176531LXX*



笔记本技术联盟

www.bblianmeng.com

## M10 Margaux UMA rPGA Auburndale + FCBGA PCH IBEXPEAK-M

2010-01-21

REV : 1.0(A00)

@ : Nopop Component

MB Type	BOM P/N	TCM		TPM		BOM CONFIG
		W(3@)	W/O(4@)	W(5@)	W/O(6@)	
TPM EN, TCM DIS	43176531L01		*	*		4@, 5@
ALL TPM DISABLE	43176531L02		*		*	4@, 6@
TCM EN, TPM DIS	43176531L03	*			*	3@, 6@

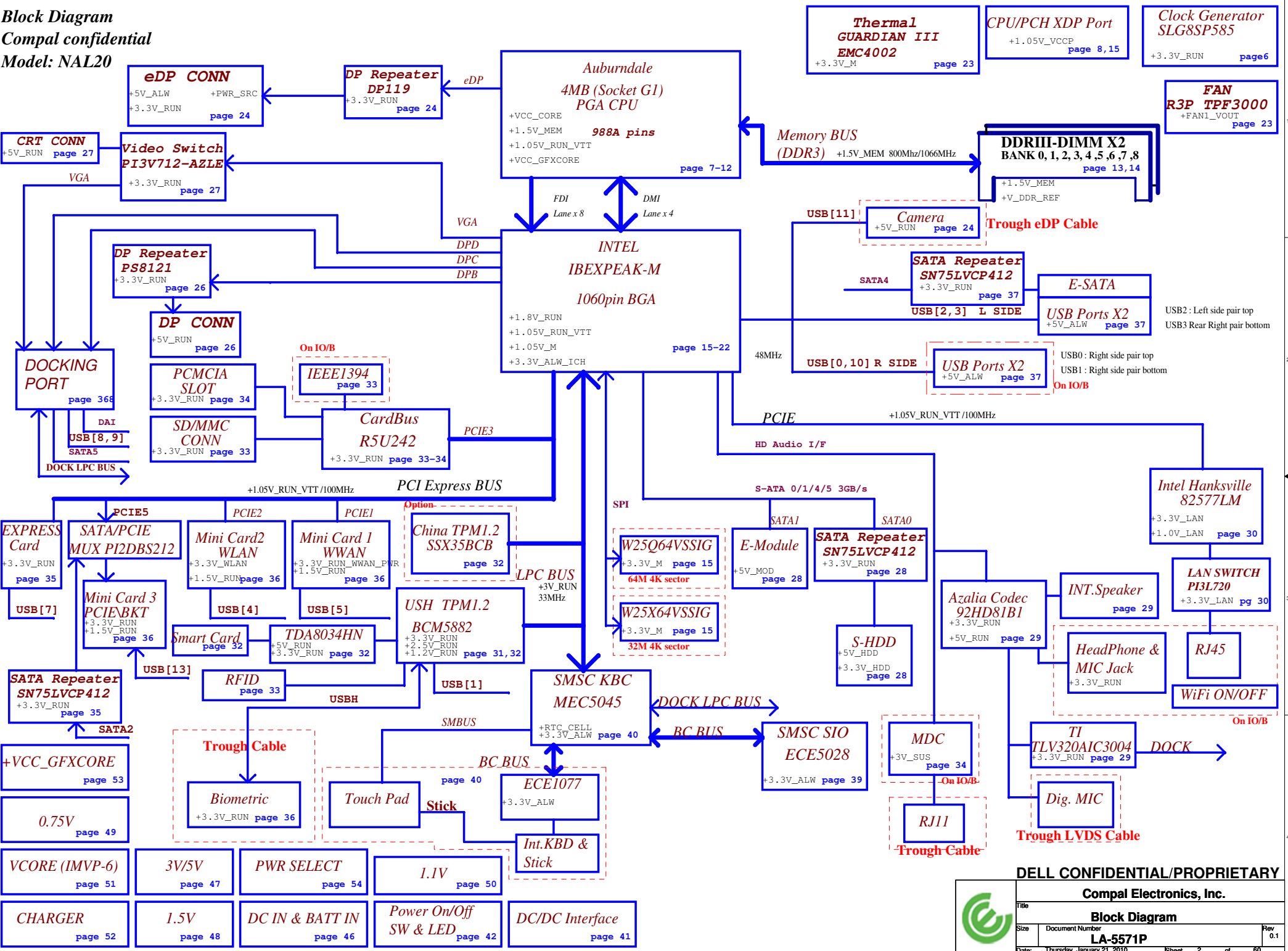
Part Number	Description
DA80000FP00	PCB OAF LA-5571P REV0 M/B UMA

PROPRIETARY NOTE: THIS SHEET OF ENGINEERING DRAWING AND SPECIFICATIONS CONTAINS CONFIDENTIAL TRADE SECRET AND OTHER PROPRIETARY INFORMATION OF DELL INC. ("DELL") THIS DOCUMENT MAY NOT BE TRANSFERRED OR COPIED WITHOUT THE EXPRESS WRITTEN AUTHORIZATION OF DELL. IN ADDITION, NEITHER THIS SHEET NOR THE INFORMATION IT CONTAINS MAY BE USED BY OR DISCLOSED TO ANY THIRD PARTY WITHOUT DELL'S EXPRESS WRITTEN CONSENT.

DELL CONFIDENTIAL/PROPRIETARY

<b>Compal Electronics, Inc.</b>			
<b>Cover Sheet</b>			
Size	Document Number	Rev	
	<b>LA-5571P</b>	0.1	
Date:	Thursday, January 21, 2010		Sheet 1 of 60

**Block Diagram**  
 Compal confidential  
 Model: NAL20



DELL CONFIDENTIAL/PROPRIETARY

<b>Compal Electronics, Inc.</b>		
<b>Block Diagram</b>		
Size	Document Number	Rev
	<b>LA-5571P</b>	0.1
Date:	Thursday, January 21, 2010	Sheet 2 of 80

**POWER STATES**

State \ Signal	SLP S3#	SLP S4#	SLP S5#	S4 STATE#	SLP M#	ALWAYS PLANE	M PLANE	SUS PLANE	RUN PLANE	CLOCKS
S0 (Full ON) / M0	HIGH	HIGH	HIGH	HIGH	HIGH	ON	ON	ON	ON	ON
S3 (Suspend to RAM) / M1	LOW	HIGH	HIGH	HIGH	HIGH	ON	ON	ON	OFF	OFF
S4 (Suspend to DISK) / M1	LOW	LOW	HIGH	LOW	HIGH	ON	ON	OFF	OFF	OFF
S5 (SOFT OFF) / M1	LOW	LOW	LOW	LOW	HIGH	ON	ON	OFF	OFF	OFF
S3 (Suspend to RAM) / M-OFF	LOW	HIGH	HIGH	HIGH	LOW	ON	OFF	ON	OFF	OFF
S4 (Suspend to DISK) / M-OFF	LOW	LOW	HIGH	LOW	LOW	ON	OFF	OFF	OFF	OFF
S5 (SOFT OFF) / M-OFF	LOW	LOW	LOW	LOW	LOW	ON	OFF	OFF	OFF	OFF

**PM TABLE**

State \ power plane	+15V_ALW +5V_ALW +3.3V_ALW_PCH +3.3V_RTC_LDO	+3.3V_SUS +1.5V_MEM	+5V_RUN +3.3V_RUN +1.8V_RUN +1.5V_RUN +0.75V_DDR_VTT +VCC_CORE +1.05V_RUN_VTT +1.05V_RUN	+3.3V_M +1.05V_M	+3.3V_M +1.05V_M (M-OFF)
S0	ON	ON	ON	ON	ON
S3	ON	ON	OFF	ON	OFF
S5 S4/AC	ON	OFF	OFF	ON	OFF
S5 S4/AC don't exist	OFF	OFF	OFF	OFF	OFF

PCH	USB PORT#	DESTINATION
	0	JUSB1 (Ext Right Side Bottom)
	1	JUSB1 (Ext Right Side Top)
	2	JESA1 (Ext Left Side Top)
	3	JESA1 (Ext Left Side Bottom)
	4	WLAN
	5	WWAN
	6	Bluetooth
	7	USH->BIO
	8	DOCKING
	9	DOCKING
	10	Express card
	11	Camera
	12	NA
13	WPAN/NVMHCI	

PCI EXPRESS	DESTINATION
Lane 1	MINI CARD-1 WWAN
Lane 2	MINI CARD-2 WLAN
Lane 3	Card Bus
Lane 4	EXPRESS CARD
Lane 5	MINI CARD-3 PCIE/BKT
Lane 6	10/100/1G LAN
Lane 7	None
Lane 8	None

**DELL CONFIDENTIAL/PROPRIETARY**

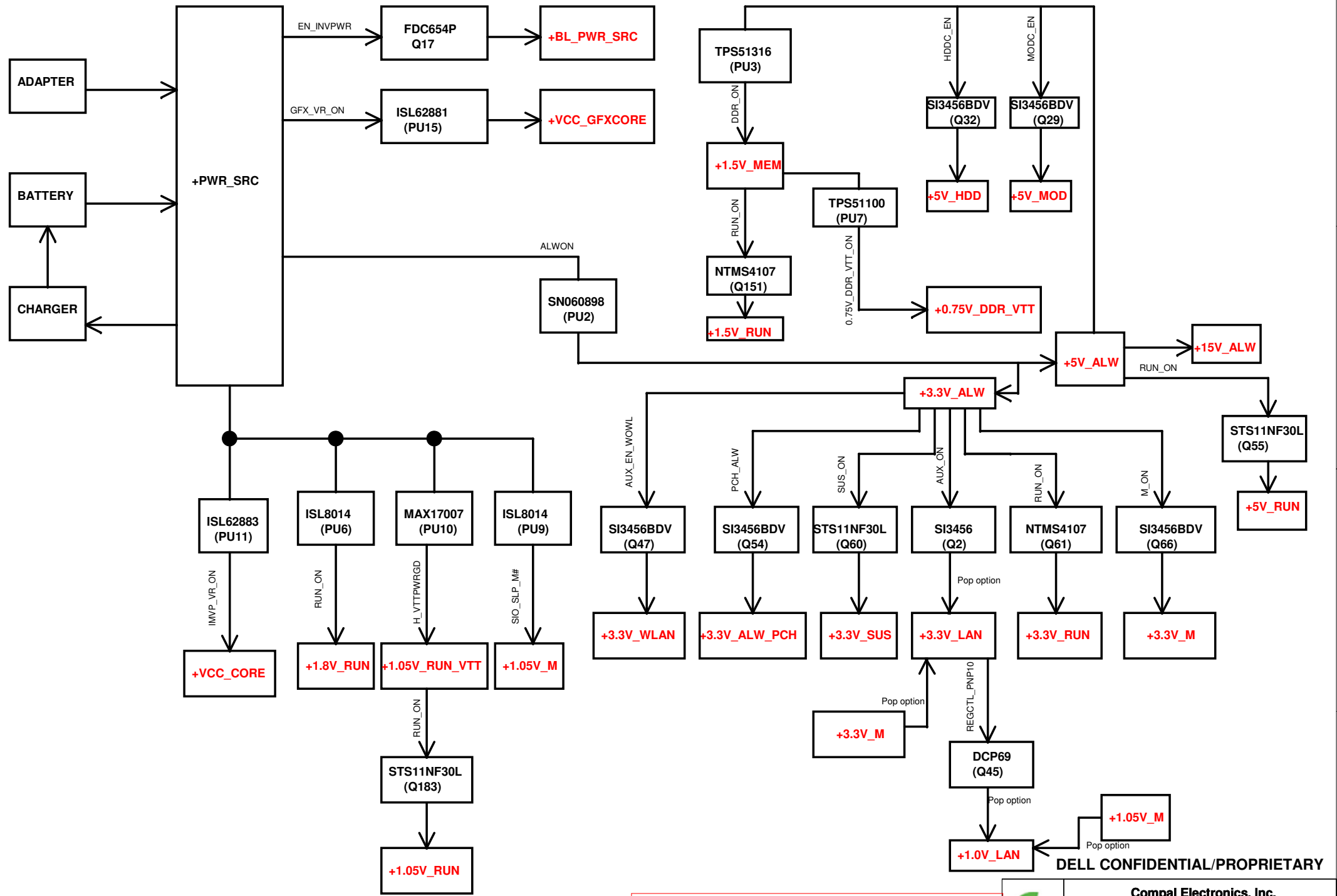
**Compal Electronics, Inc.**

**Index and Config.**



Title			Rev
Size	Document Number		
	<b>LA-5571P</b>	0.1	
Date:	Thursday, January 21, 2010	Sheet	3 of 60

PROPRIETARY NOTE: THIS SHEET OF ENGINEERING DRAWING AND SPECIFICATIONS CONTAINS CONFIDENTIAL TRADE SECRET AND OTHER PROPRIETARY INFORMATION OF DELL INC. ("DELL") THIS DOCUMENT MAY NOT BE TRANSFERRED OR COPIED WITHOUT THE EXPRESS WRITTEN AUTHORIZATION OF DELL. IN ADDITION, NEITHER THIS SHEET NOR THE INFORMATION IT CONTAINS MAY BE USED BY OR DISCLOSED TO ANY THIRD PARTY WITHOUT DELL'S EXPRESS WRITTEN CONSENT.

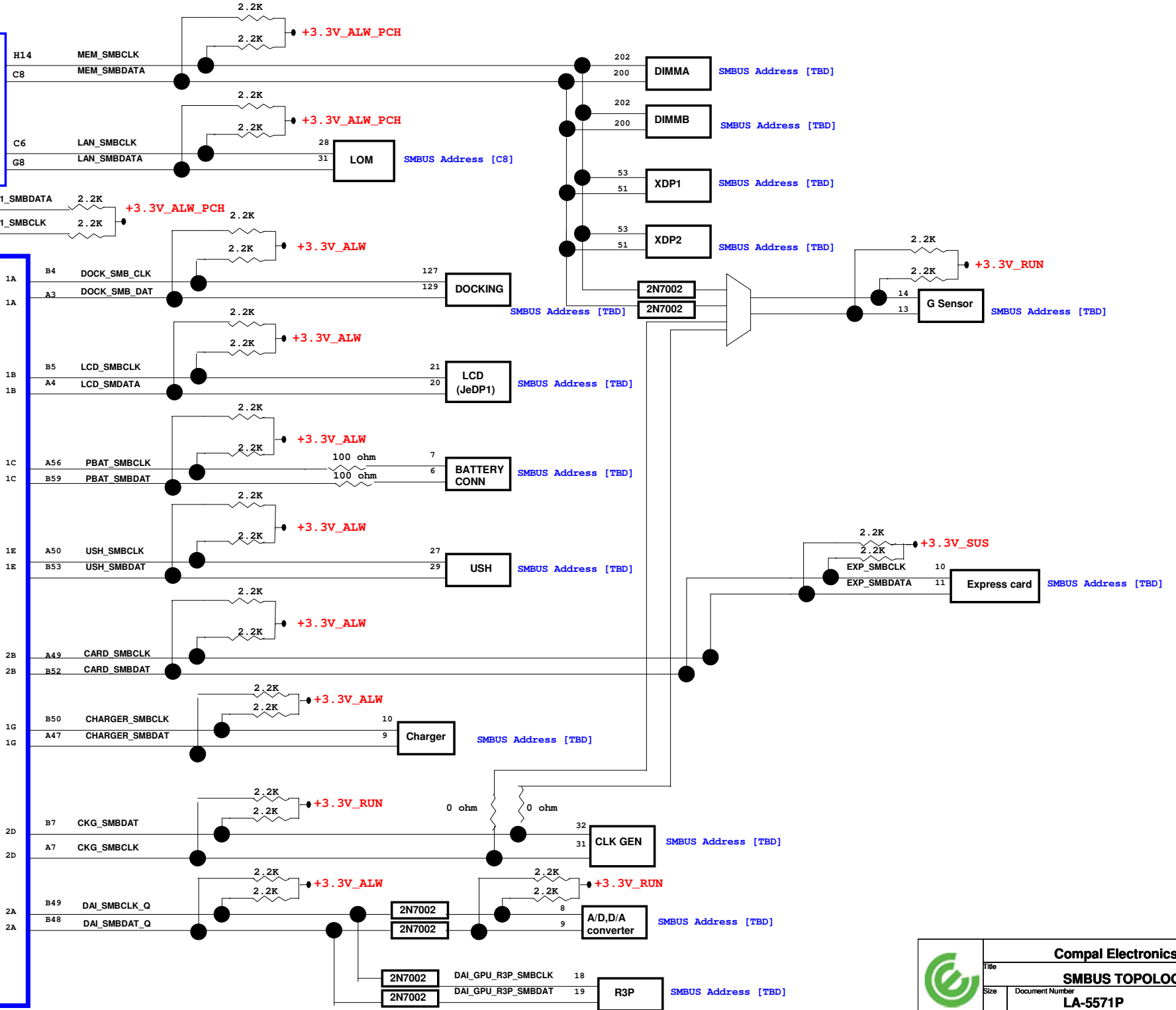
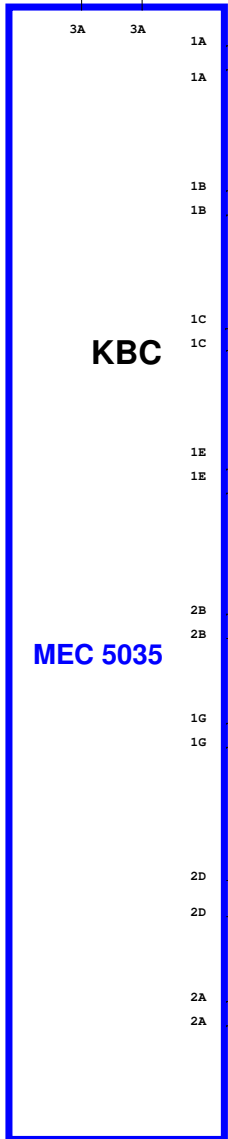
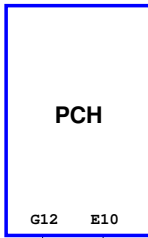


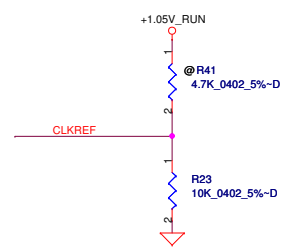
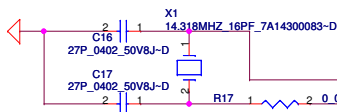
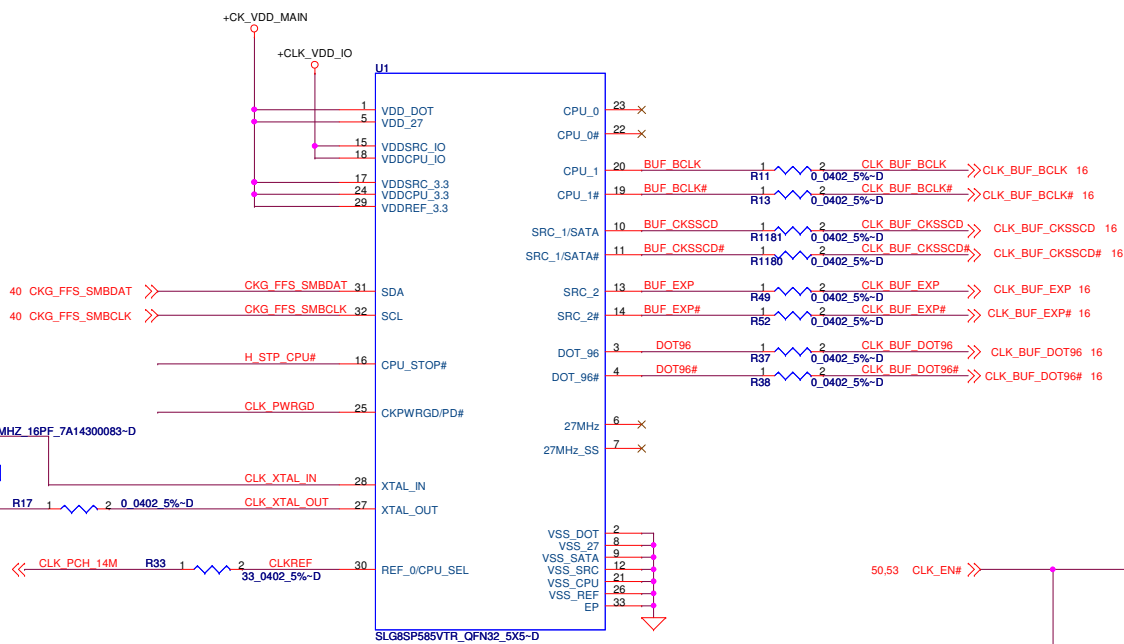
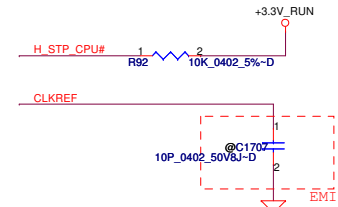
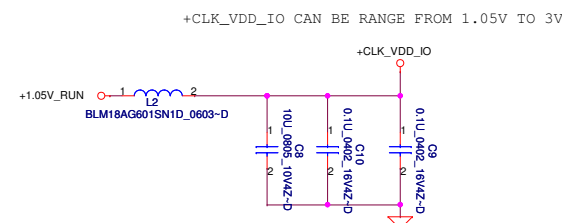
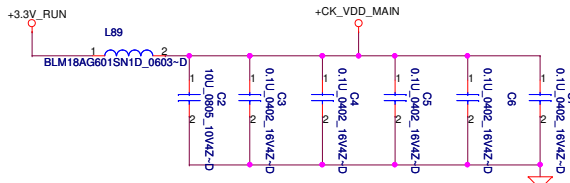
DELL CONFIDENTIAL/PROPRIETARY

PROPRIETARY NOTE: THIS SHEET OF ENGINEERING DRAWING AND SPECIFICATIONS CONTAINS CONFIDENTIAL TRADE SECRET AND OTHER PROPRIETARY INFORMATION OF DELL INC. ("DELL"). THIS DOCUMENT MAY NOT BE TRANSFERRED OR COPIED WITHOUT THE EXPRESS WRITTEN AUTHORIZATION OF DELL. IN ADDITION, NEITHER THIS SHEET NOR THE INFORMATION IT CONTAINS MAY BE USED BY OR DISCLOSED TO ANY THIRD PARTY WITHOUT DELL'S EXPRESS WRITTEN CONSENT.



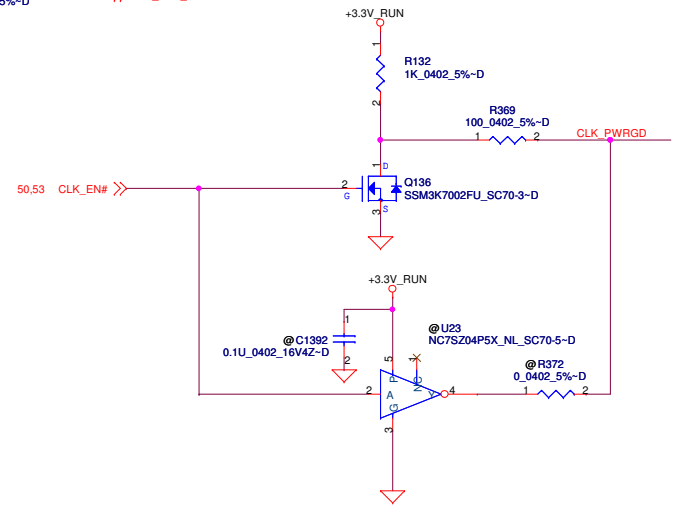
<b>Compal Electronics, Inc.</b>			
<b>Power Rail</b>			
File	Document Number		
Size	LA-5571P		
Date	Thursday, January 21, 2010	Sheet	4 of 60
Rev	0.1		





REF\_0/CPU\_SEL

PIN 30	CPU0	CPU1
1 (0.7~1.5v)	100MHz	100MHz
0 (DEFAULT)	133MHz	133MHz



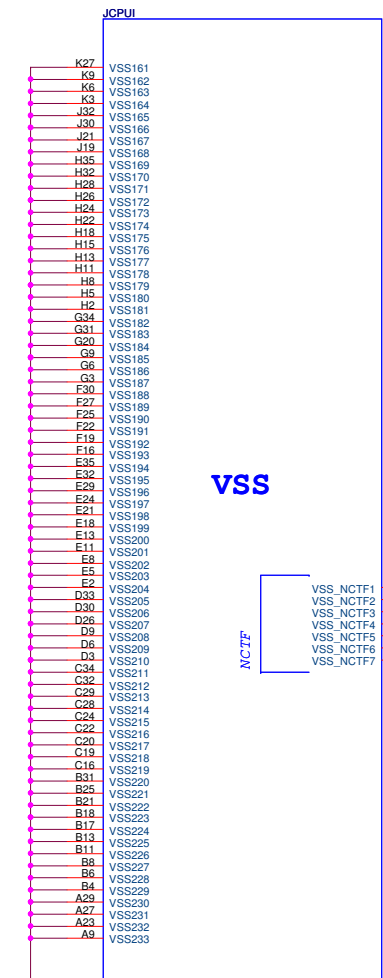
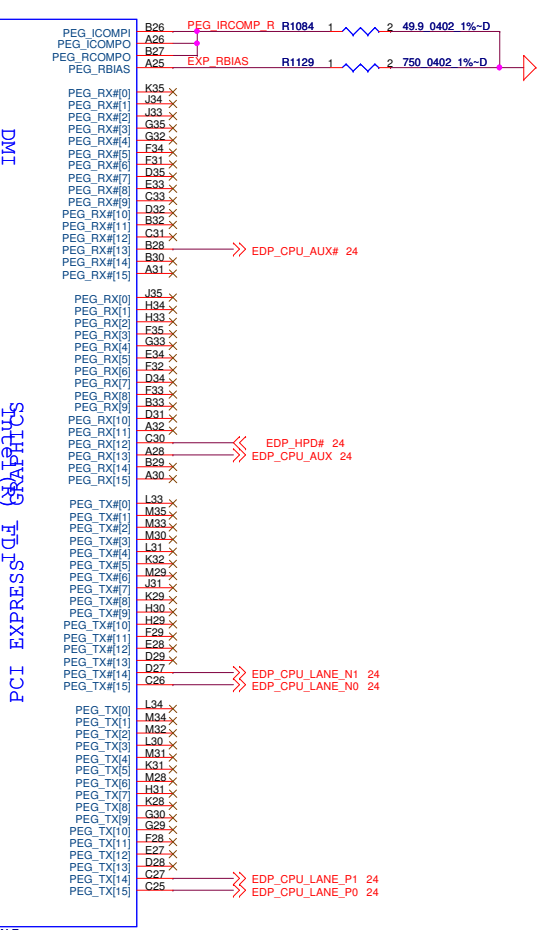
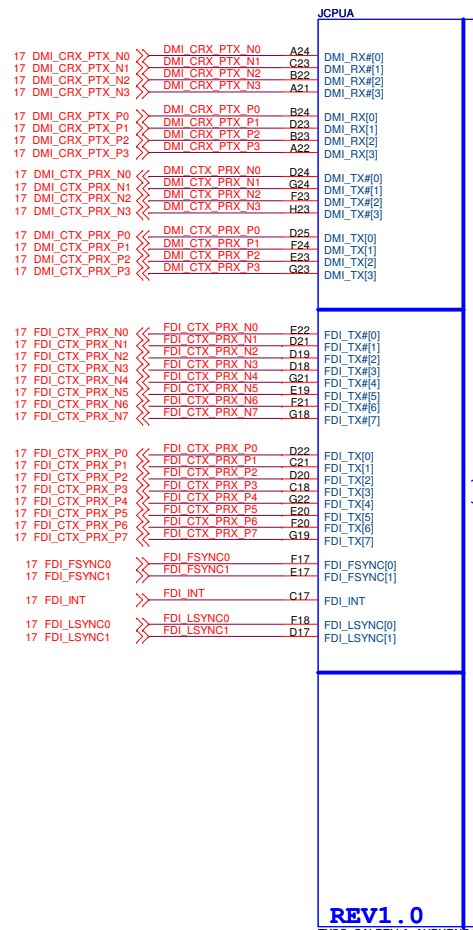
PROPRIETARY NOTE: THIS SHEET OF ENGINEERING DRAWING AND SPECIFICATIONS CONTAINS CONFIDENTIAL TRADE SECRET AND OTHER PROPRIETARY INFORMATION OF DELL INC. ("DELL"). THIS DOCUMENT MAY NOT BE TRANSFERRED OR COPIED WITHOUT THE EXPRESS WRITTEN AUTHORIZATION OF DELL. IN ADDITION, NEITHER THIS SHEET NOR THE INFORMATION IT CONTAINS MAY BE USED BY OR DISCLOSED TO ANY THIRD PARTY WITHOUT DELL'S EXPRESS WRITTEN CONSENT.



DELL CONFIDENTIAL/PROPRIETARY

Compal Electronics, Inc.

Title			Clock Generator	
Size	Document Number	LA-5571P		Rev
				0.1
Date:	Thursday, January 21, 2010	Sheet	6	of 60



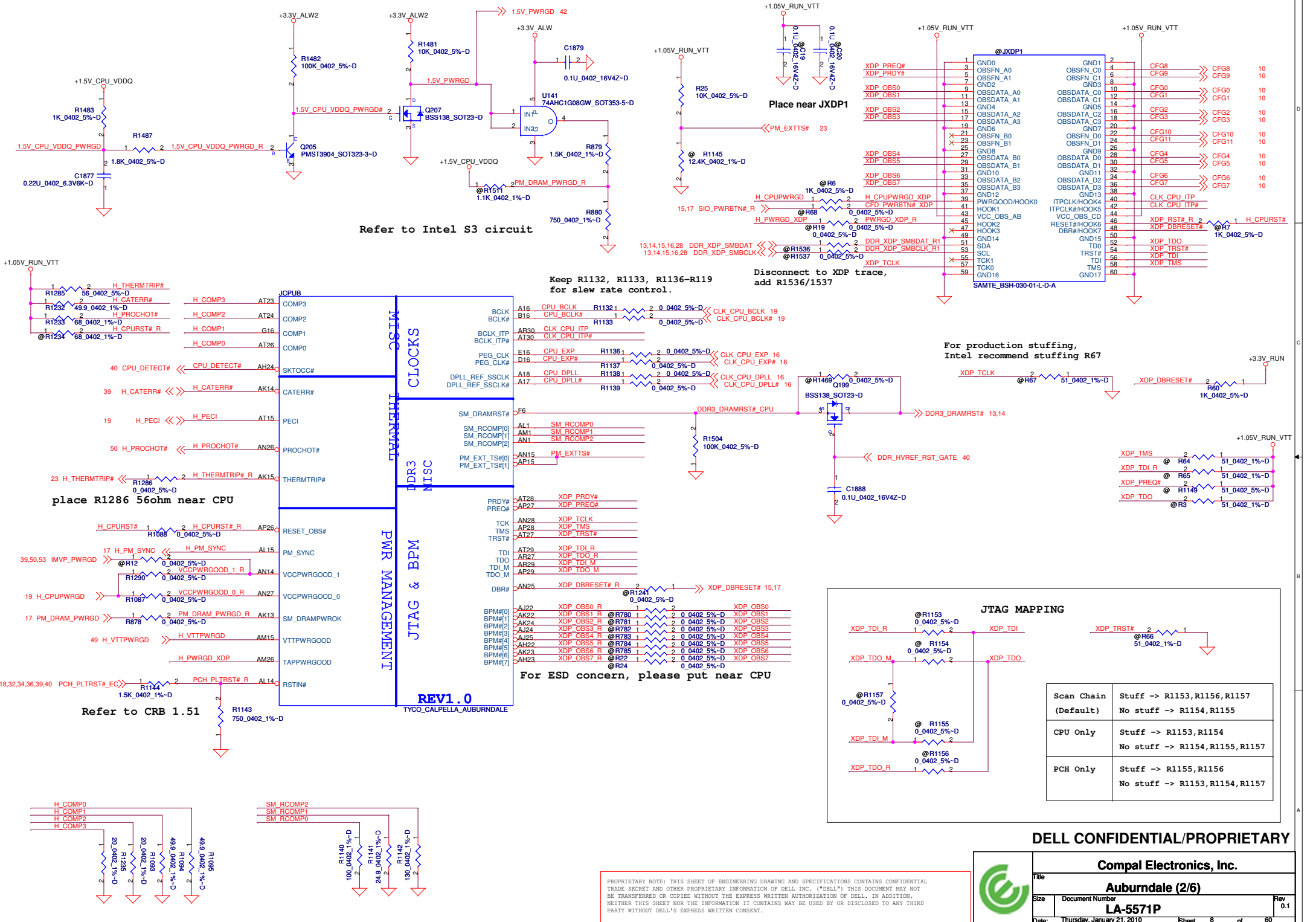
**REV1.0**  
TYCO\_CALPELLA\_AUBURNDALE

**REV1.0**  
TYCO\_CALPELLA\_AUBURNDALE

**DELL CONFIDENTIAL/PROPRIETARY**

	<b>Compal Electronics, Inc.</b>		
	<b>Auburndale (1/6)</b>		
	<b>LA-5571P</b>		
Size	Document Number	Rev	0.1
Date	Thursday, January 21, 2010	Sheet	7 of 60

PROPRIETARY NOTE: THIS SHEET OF ENGINEERING DRAWING AND SPECIFICATIONS CONTAINS CONFIDENTIAL TRADE SECRET AND OTHER PROPRIETARY INFORMATION OF DELL INC. ("DELL") THIS DOCUMENT MAY NOT BE TRANSFERRED OR COPIED WITHOUT THE EXPRESS WRITTEN AUTHORIZATION OF DELL. IN ADDITION, NEITHER THIS SHEET NOR THE INFORMATION IT CONTAINS MAY BE USED BY OR DISCLOSED TO ANY THIRD PARTY WITHOUT DELL'S EXPRESS WRITTEN CONSENT.



Refer to Intel S3 circuit

Keep R1132, R1133, R1136-R119 for slew rate control.

Disconnect to XDP trace, add R1536/1537

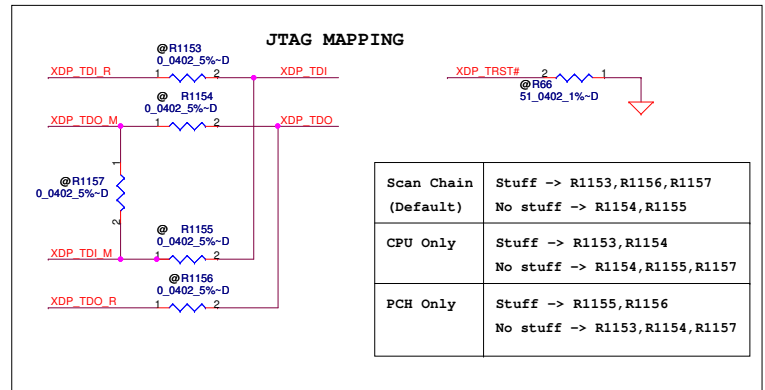
For production stuffing, Intel recommend stuffing R67

place R1286 56ohm near CPU

For ESD concern, please put near CPU

Refer to CRB 1.51

REV1.0  
TYCO\_CALPELLA\_AUBURNDALE



Scan Chain (Default)	Stuff ->	No stuff ->
Scan Chain (Default)	Stuff -> R1153, R1156, R1157	No stuff -> R1154, R1155
CPU Only	Stuff -> R1153, R1154	No stuff -> R1154, R1155, R1157
PCH Only	Stuff -> R1155, R1156	No stuff -> R1153, R1154, R1157

DELL CONFIDENTIAL/PROPRIETARY

Compal Electronics, Inc.


Auburndale (2/6)

LA-5571P

Thursday, January 21, 2010 Sheet 8 of 60


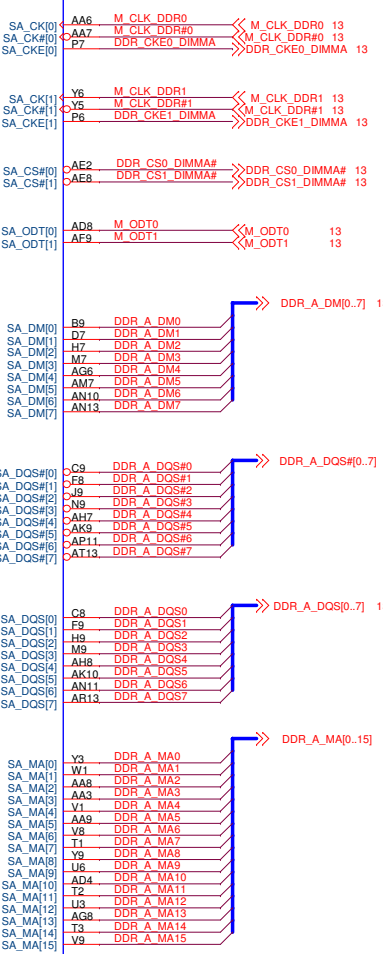
PROPRIETARY NOTE: THIS SHEET OF ENGINEERING DRAWING AND SPECIFICATIONS CONTAINS CONFIDENTIAL TRADE SECRET AND OTHER PROPRIETARY INFORMATION OF DELL INC. ("DELL") THIS DOCUMENT MAY NOT BE TRANSFERRED OR COPIED WITHOUT THE EXPRESS WRITTEN AUTHORIZATION OF DELL. IN ADDITION, NEITHER THIS SHEET NOR THE INFORMATION IT CONTAINS MAY BE USED BY OR DISCLOSED TO ANY THIRD PARTY WITHOUT DELL'S EXPRESS WRITTEN CONSENT.





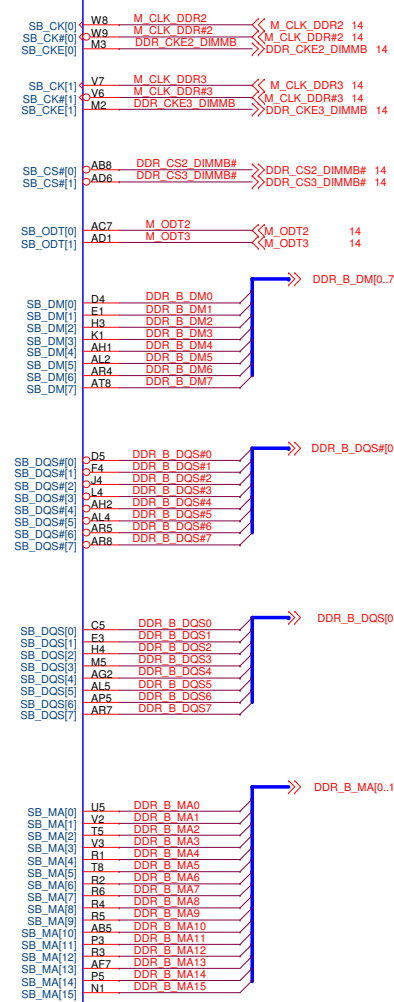
DDR SYSTEM MEMORY A

REV1.0  
TYCO\_CALPELLA\_AUBURNDALE



DDR SYSTEM MEMORY - B

REV1.0  
TYCO\_CALPELLA\_AUBURNDALE



PROPRIETARY NOTE: THIS SHEET OF ENGINEERING DRAWING AND SPECIFICATIONS CONTAINS CONFIDENTIAL TRADE SECRET AND OTHER PROPRIETARY INFORMATION OF DELL INC. ("DELL") THIS DOCUMENT MAY NOT BE TRANSFERRED OR COPIED WITHOUT THE EXPRESS WRITTEN AUTHORIZATION OF DELL. IN ADDITION, NEITHER THIS SHEET NOR THE INFORMATION IT CONTAINS MAY BE USED BY OR DISCLOSED TO ANY THIRD PARTY WITHOUT DELL'S EXPRESS WRITTEN CONSENT.



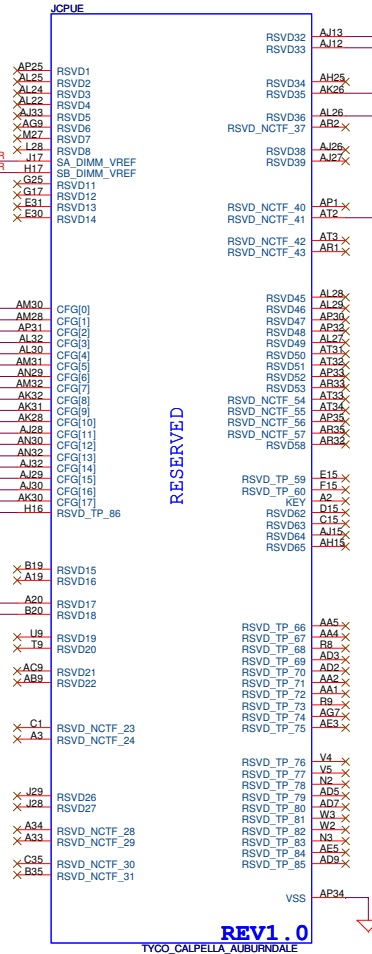
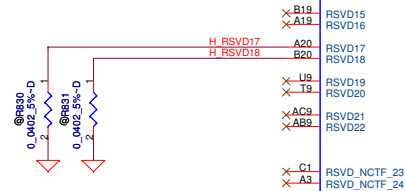
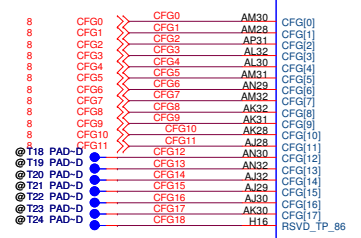
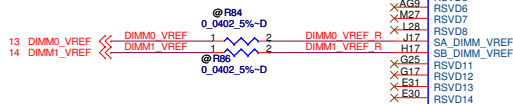
DELL CONFIDENTIAL/PROPRIETARY

Compal Electronics, Inc.

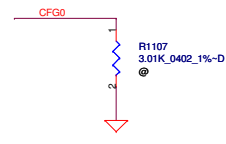

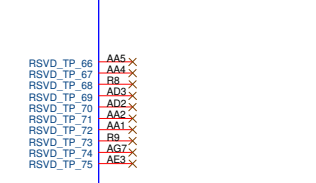

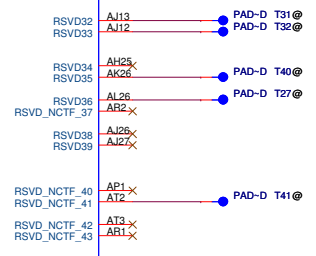
Auburndale (3/6)

LA-5571P  
Date: Thursday, January 21, 2010 Sheet 9 of 60

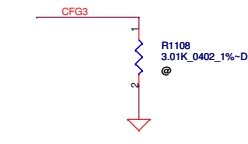
Populate R84,R86 for Intel DDR3  
VREFDQ multiple methods M3



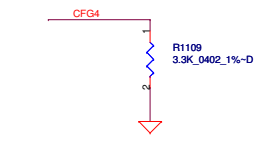
REV1.0  
TYCO\_CALPELLA\_AUBURNDALE



PCI-Express Configuration Select	
CFG0	1 : Single PEG 0 : Bifurcation enable



PCI-Express Static Lane Reversal	
CFG3	1 : Normal Operation 0 : Lane Number Reversed 15->0, 14->1 ...



Display Port Presence	
CFG4	1 : Disabled; No Physical Display Port attached to Embedded Display Port 0 : Enabled; An external Display Port device is connected to the Embedded Display Port

DELL CONFIDENTIAL/PROPRIETARY

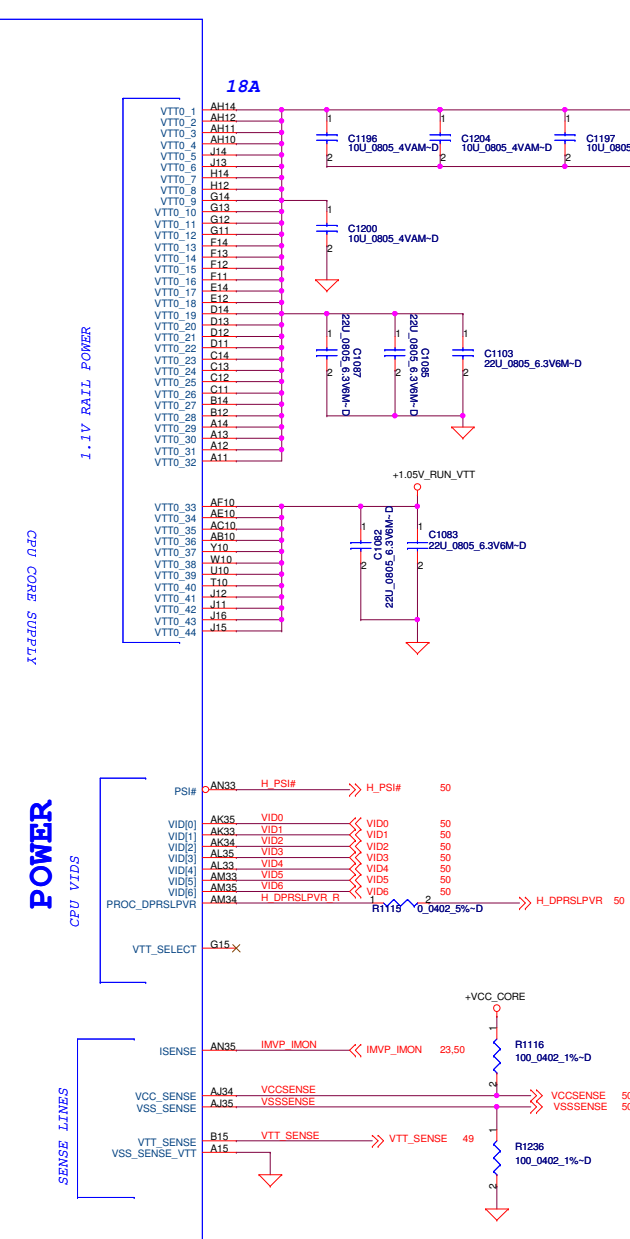
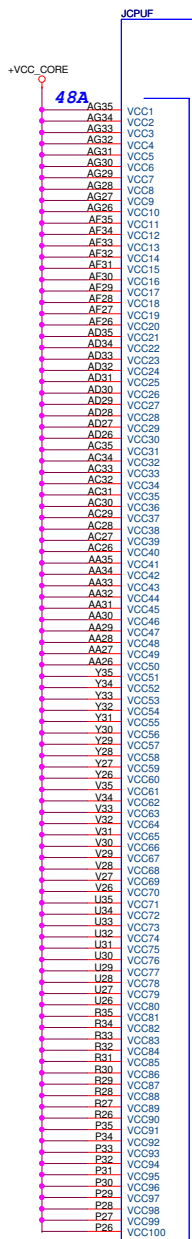
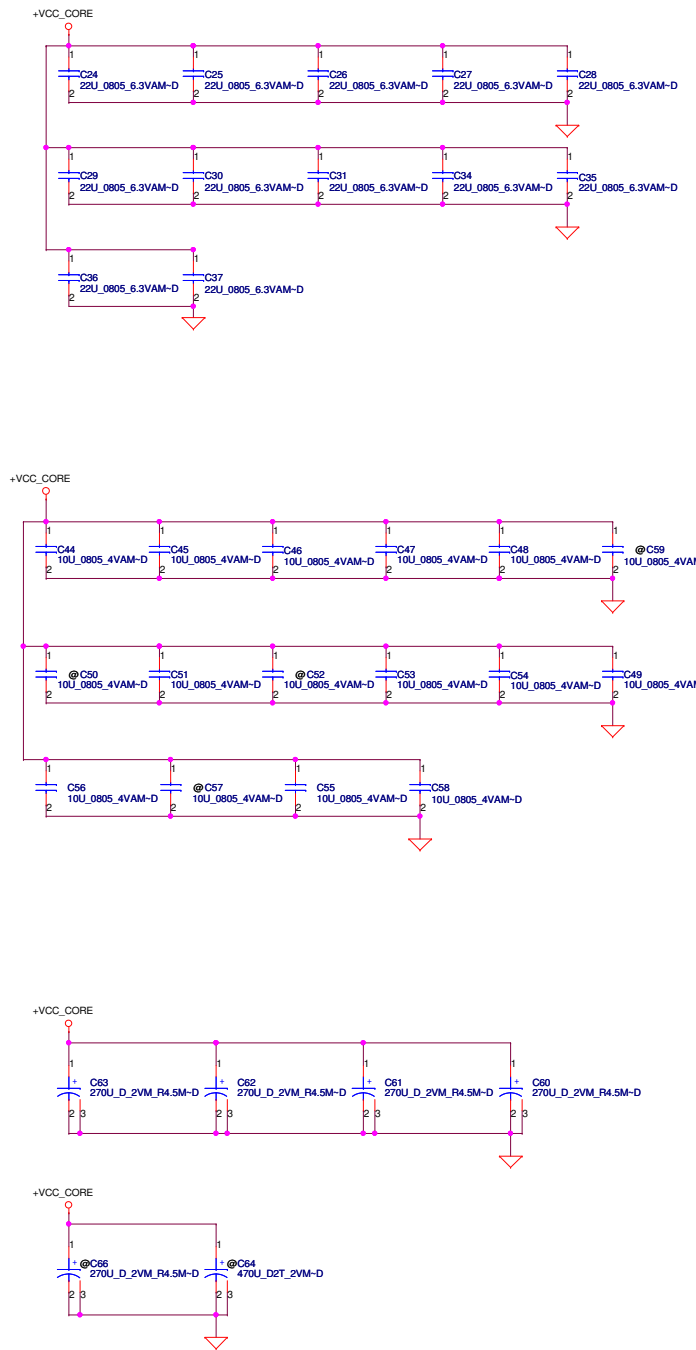
Compal Electronics, Inc.

Auburndale (4/6)



PROPRIETARY NOTE: THIS SHEET OF ENGINEERING DRAWING AND SPECIFICATIONS CONTAINS CONFIDENTIAL TRADE SECRET AND OTHER PROPRIETARY INFORMATION OF DELL INC. ("DELL"). THIS DOCUMENT MAY NOT BE TRANSFERRED OR COPIED WITHOUT THE EXPRESS WRITTEN AUTHORIZATION OF DELL. IN ADDITION, NEITHER THIS SHEET NOR THE INFORMATION IT CONTAINS MAY BE USED BY OR DISCLOSED TO ANY THIRD PARTY WITHOUT DELL'S EXPRESS WRITTEN CONSENT.

File	LA-5571P		Rev	0.1
Size	Document Number			
Date	Thursday, January 21, 2010	Sheet	10	of 80



VTT\_SELECT = low, 1.1V  
 VTT\_SELECT = high, 1.05V

Place R1116 and R1117 near CPU  
 Route VCCSENSE and VSSSENSE trace at  
 27.4 ohms, 7 mils spacing

REV1.0  
 TYOO\_CALPELLA\_AUBURDALE

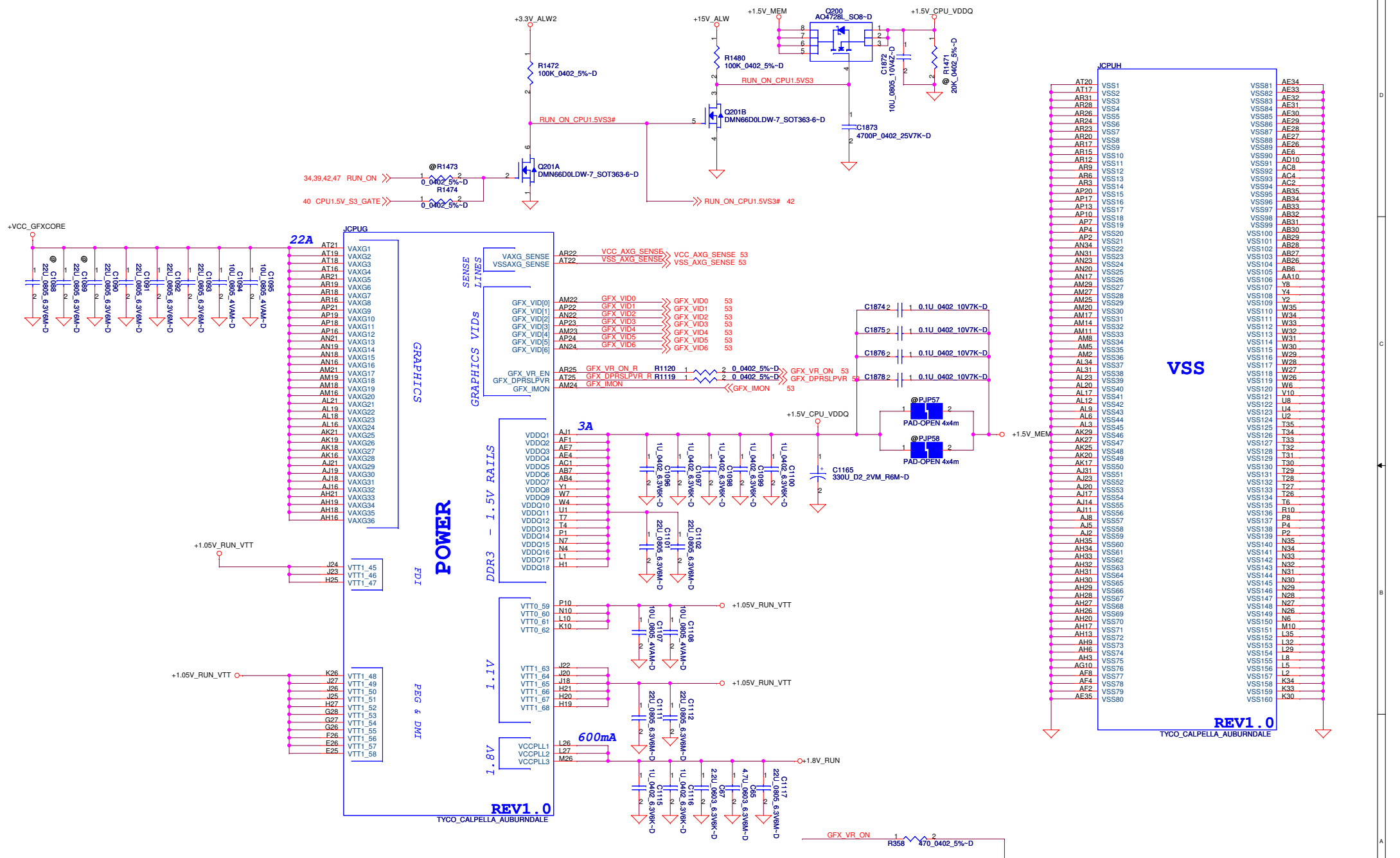
PROPRIETARY NOTE: THIS SHEET OF ENGINEERING DRAWING AND SPECIFICATIONS CONTAINS CONFIDENTIAL TRADE SECRET AND OTHER PROPRIETARY INFORMATION OF DELL INC. ("DELL"). THIS DOCUMENT MAY NOT BE TRANSFERRED OR COPIED WITHOUT THE EXPRESS WRITTEN AUTHORIZATION OF DELL. IN ADDITION, NEITHER THIS SHEET NOR THE INFORMATION IT CONTAINS MAY BE USED BY OR DISCLOSED TO ANY THIRD PARTY WITHOUT DELL'S EXPRESS WRITTEN CONSENT.



DELL CONFIDENTIAL/PROPRIETARY

Compal Electronics, Inc.		
File <b>Auburndale (5/6)</b>		
Size	Document Number <b>LA-5571P</b>	Rev 0.1
Date	Thursday, January 21, 2010	Sheet 11 of 80

**+1.5V\_CPU\_VDDQ Source**



AT20	VSS1	VSS81	AE34
AT17	VSS2	VSS82	AE33
AR31	VSS3	VSS83	AE32
AR28	VSS4	VSS84	AE31
AR26	VSS5	VSS85	AE30
AR24	VSS6	VSS86	AE29
AR23	VSS7	VSS87	AE28
AR20	VSS8	VSS88	AE27
AR18	VSS9	VSS89	AE6
AR15	VSS10	VSS90	AD10
AR12	VSS11	VSS91	AC8
AR9	VSS12	VSS92	AC4
AR6	VSS13	VSS93	AC4
AP20	VSS14	VSS94	AB35
AP17	VSS15	VSS95	AB34
AP13	VSS16	VSS96	AB33
AP10	VSS17	VSS97	AB32
AP4	VSS18	VSS98	AB31
AP2	VSS19	VSS99	AB30
AN31	VSS20	VSS100	AB29
AN23	VSS21	VSS101	AB28
AN20	VSS22	VSS102	AB27
AN17	VSS23	VSS103	AB26
AM29	VSS24	VSS104	AB6
AM27	VSS25	VSS105	Y8
AM25	VSS26	VSS106	Y4
AM17	VSS27	VSS107	Y2
AM14	VSS28	VSS108	W35
AM11	VSS29	VSS109	W34
AM8	VSS30	VSS110	W33
AM5	VSS31	VSS111	W32
AM2	VSS32	VSS112	W31
AL34	VSS33	VSS113	W30
AL31	VSS34	VSS114	W29
AL29	VSS35	VSS115	W28
AL20	VSS36	VSS116	W27
AL17	VSS37	VSS117	W26
AL12	VSS38	VSS118	W25
AL9	VSS39	VSS119	W24
AL6	VSS40	VSS120	W23
AL3	VSS41	VSS121	W22
AK29	VSS42	VSS122	U8
AK27	VSS43	VSS123	U7
AK25	VSS44	VSS124	U5
AK20	VSS45	VSS125	U3
AK17	VSS46	VSS126	T34
AK13	VSS47	VSS127	T32
AK10	VSS48	VSS128	T31
AJ17	VSS49	VSS129	T30
AJ14	VSS50	VSS130	T29
AJ11	VSS51	VSS131	T28
AH14	VSS52	VSS132	T27
AH11	VSS53	VSS133	T26
AH8	VSS54	VSS134	T25
AH5	VSS55	VSS135	T24
AH2	VSS56	VSS136	T23
AH34	VSS57	VSS137	T22
AH33	VSS58	VSS138	T21
AH32	VSS59	VSS139	T20
AH31	VSS60	VSS140	T19
AH30	VSS61	VSS141	T18
AH29	VSS62	VSS142	T17
AH28	VSS63	VSS143	T16
AH27	VSS64	VSS144	T15
AH26	VSS65	VSS145	T14
AH20	VSS66	VSS146	T13
AH17	VSS67	VSS147	T12
AH13	VSS68	VSS148	T11
AH8	VSS69	VSS149	T10
AH6	VSS70	VSS150	N6
AH3	VSS71	VSS151	M10
AG10	VSS72	VSS152	L35
AF8	VSS73	VSS153	L32
AF4	VSS74	VSS154	L29
AF2	VSS75	VSS155	L8
AE35	VSS76	VSS156	L5
	VSS77	VSS157	L2
	VSS78	VSS158	K34
	VSS79	VSS159	K33
	VSS80	VSS160	K30

**DELL CONFIDENTIAL/PROPRIETARY**



**Compal Electronics, Inc.**

**Auburndale (6/6)**

Title	Document Number	Rev
	<b>LA-5571P</b>	0.1
Date:	Thursday, January 21, 2010	Sheet 12 of 60

PROPRIETARY NOTE: THIS SHEET OF ENGINEERING DRAWING AND SPECIFICATIONS CONTAINS CONFIDENTIAL TRADE SECRET AND OTHER PROPRIETARY INFORMATION OF DELL INC. ("DELL"). THIS DOCUMENT MAY NOT BE TRANSFERRED OR COPIED WITHOUT THE EXPRESS WRITTEN AUTHORIZATION OF DELL. IN ADDITION, NEITHER THIS SHEET NOR THE INFORMATION IT CONTAINS MAY BE USED BY OR DISCLOSED TO ANY THIRD PARTY WITHOUT DELL'S EXPRESS WRITTEN CONSENT.

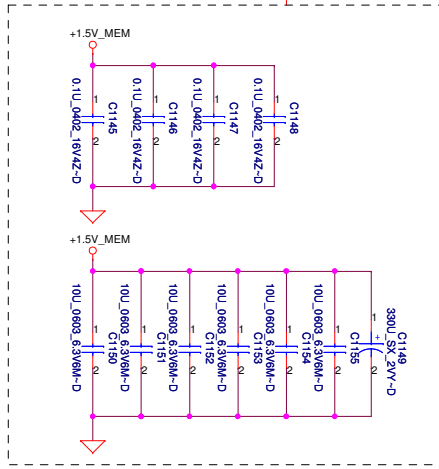


- 9 DDR\_B\_DQS#(0..7) <<>
- 9 DDR\_B\_D[0..63] <<>
- 9 DDR\_B\_DM[0..7] <<>
- 9 DDR\_B\_DQS(0..7) <<>
- 9 DDR\_B\_MA[0..15] <<>

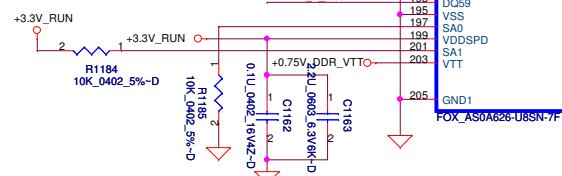
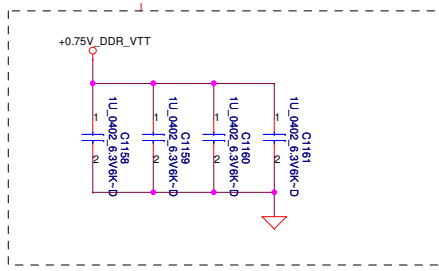
Populate R88 for Intel DDR3 VREFDQ multiple methods M1

Note:  
Check voltage tolerance of VREF\_DQ at the DIMM socket

Layout Note:  
Place near JDIMMB




Layout Note:  
Place near JDIMMB.203,204



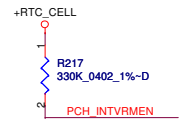
PROPRIETARY NOTE: THIS SHEET OF ENGINEERING DRAWING AND SPECIFICATIONS CONTAINS CONFIDENTIAL TRADE SECRET AND OTHER PROPRIETARY INFORMATION OF DELL INC. ("DELL"). THIS DOCUMENT MAY NOT BE TRANSFERRED OR COPIED WITHOUT THE EXPRESS WRITTEN AUTHORIZATION OF DELL. IN ADDITION, NEITHER THIS SHEET NOR THE INFORMATION IT CONTAINS MAY BE USED BY OR DISCLOSED TO ANY THIRD PARTY WITHOUT DELL'S EXPRESS WRITTEN CONSENT.

## JDIMMB H=9.2



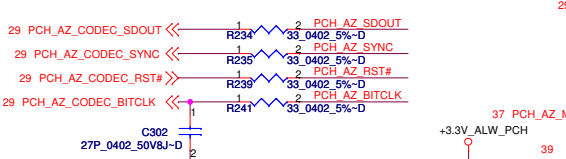
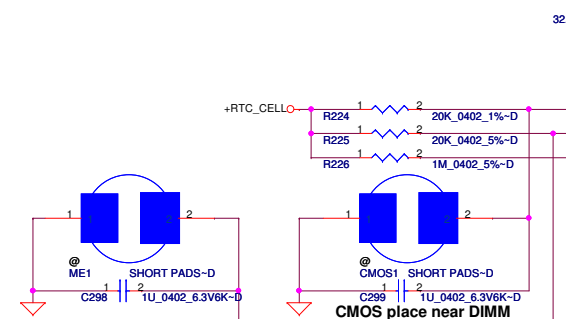
CMOS CLR1	CMOS setting
Shunt	Clear CMOS
Open	Keep CMOS

ME CLR1	TPM setting
Shunt	Clear ME RTC Registers
Open	Keep ME RTC Registers

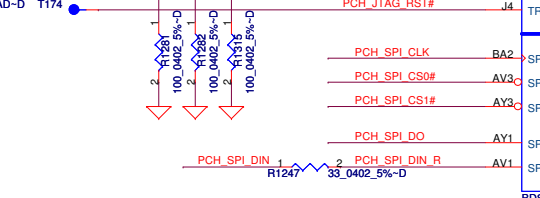
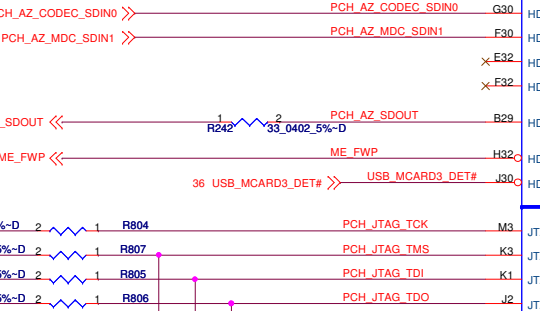
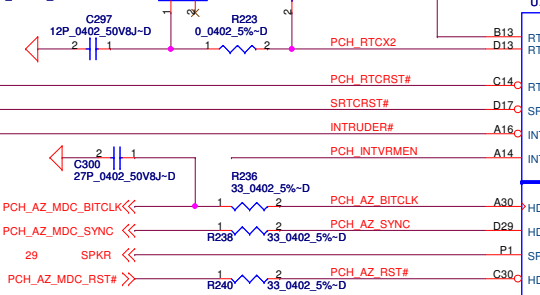
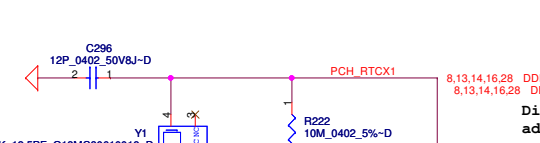
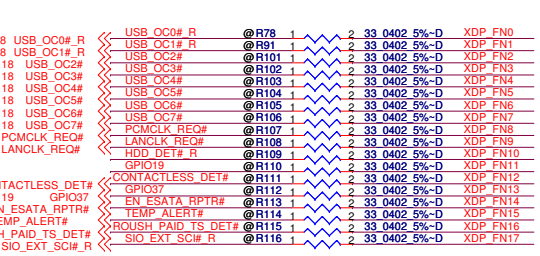
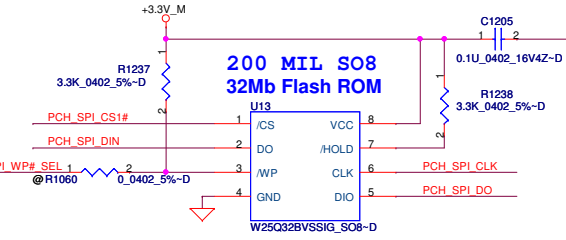
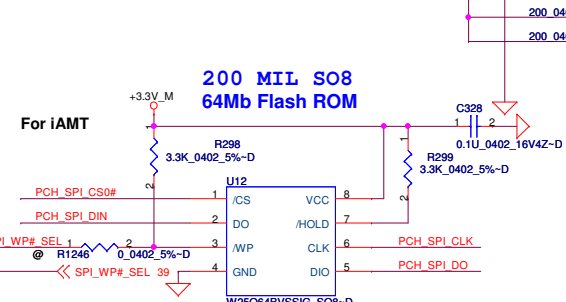


**INTVRMEN- Integrated SUS**  
 1.1V VRM Enable  
 High - Enable Internal VRs


**On Die PLL VR is supplied by**  
 1.5V when sampled high, 1.8 V  
 when sampled low



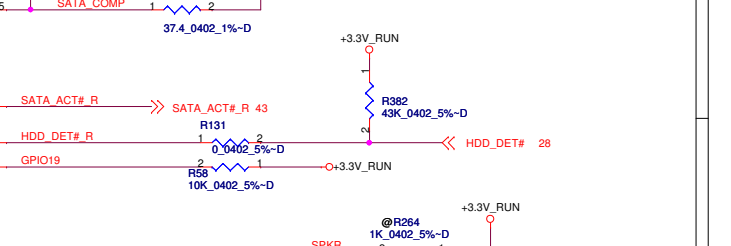
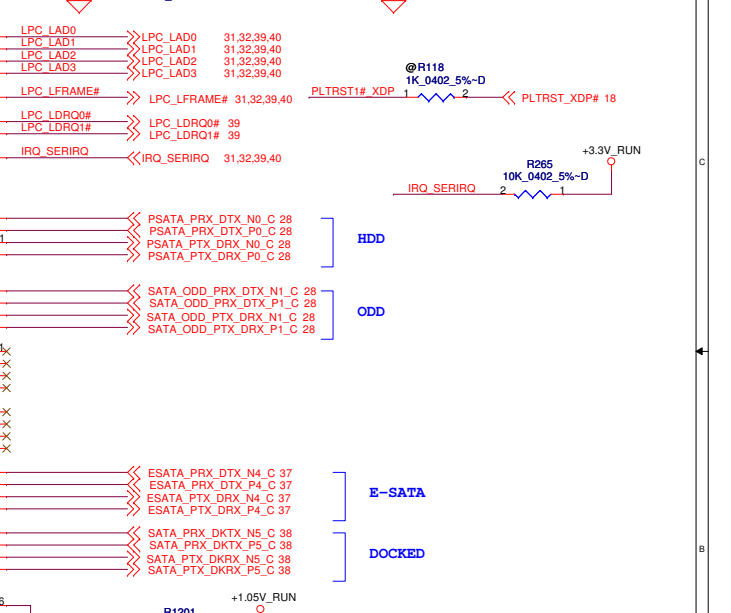
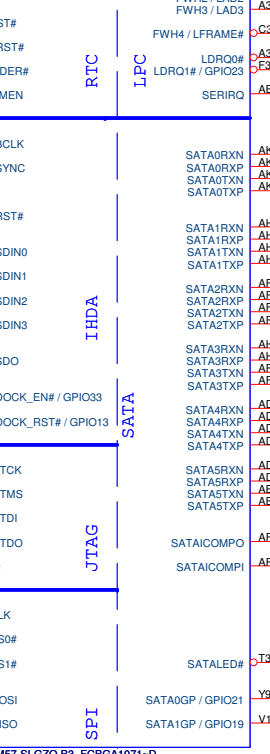
Stuff R128, no stuff R123  
 when production



PCH Pin	Ref.	PCH JTAG Enable		PCH JTAG Disable		Production
		ES1	ES2	ES1	ES2	
TDO	R806	No Stuff	200 ohm	No Stuff	No Stuff	No Stuff
	R1315	No Stuff	100 ohm	No Stuff	No Stuff	No Stuff
TMS	R807	200 ohm	200 ohm	No Stuff	No Stuff	No Stuff
	R1281	100 ohm	100 ohm	No Stuff	No Stuff	No Stuff
TDI	R805	200 ohm	200 ohm	20K ohm	No Stuff	No Stuff
	R1282	100 ohm	100 ohm	10K ohm	No Stuff	No Stuff
TCK	R804	4.7K ohm	4.7K ohm	4.7K ohm	4.7K ohm	No Stuff
TRST#	R808	20K ohm	20K ohm	No Stuff	No Stuff	No Stuff
	R1316	10K ohm	10K ohm	No Stuff	No Stuff	No Stuff



Disconnect XDP trace,  
 add R1532/1533



No Reboot Strap

SPKR Low = Default  
 High = No Reboot

**DELL CONFIDENTIAL/PROPRIETARY**

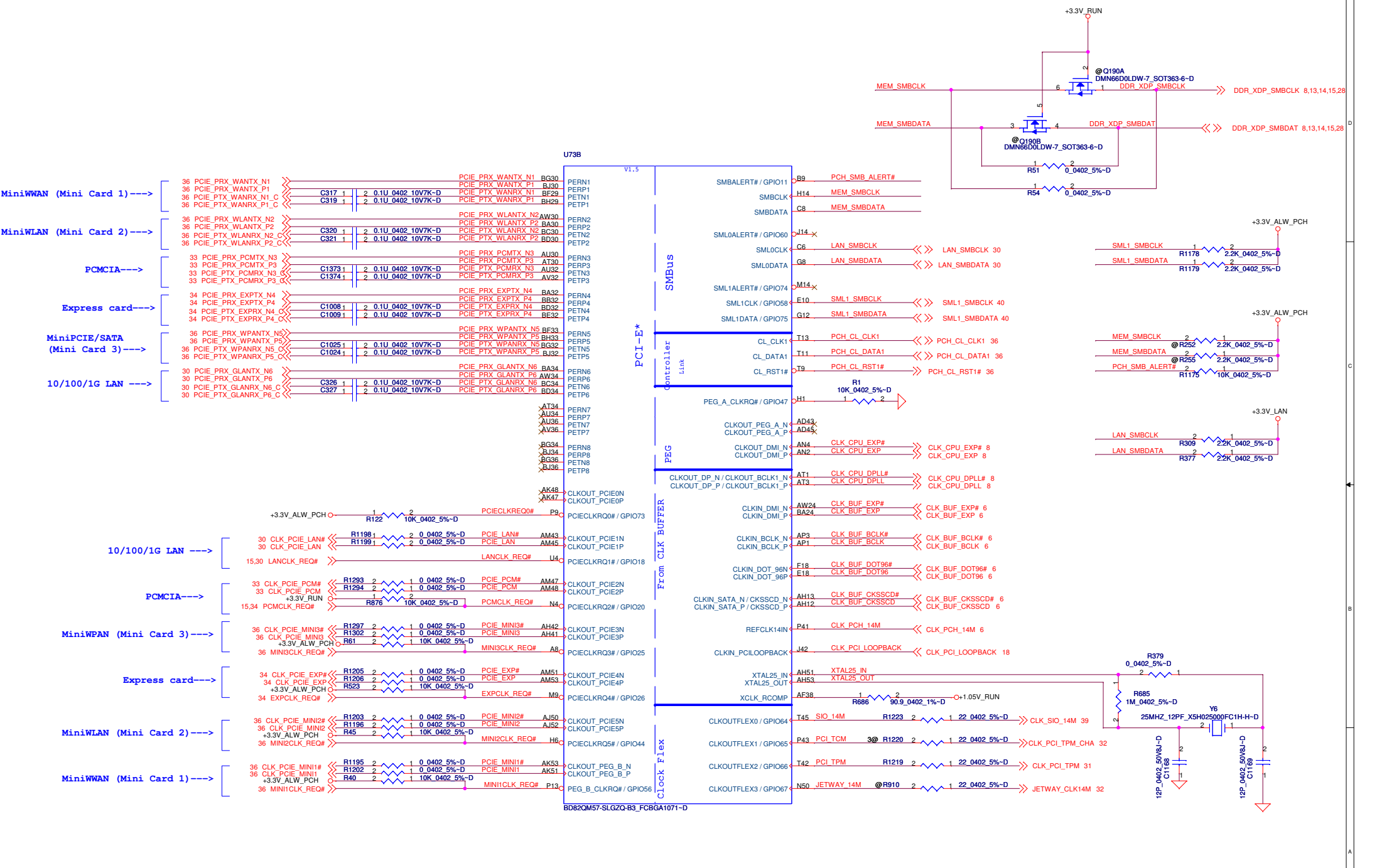
**Compal Electronics, Inc.**

**PCH (1/8)**


File: **LA-5571P**

Size: **Thursday, January 21, 2010** Sheet 15 of 60

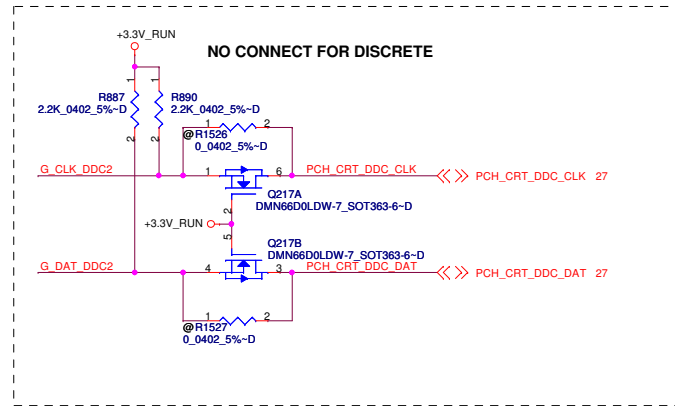
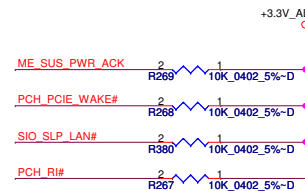
Rev: **0.1**



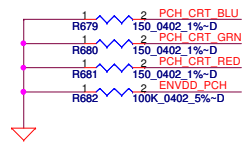
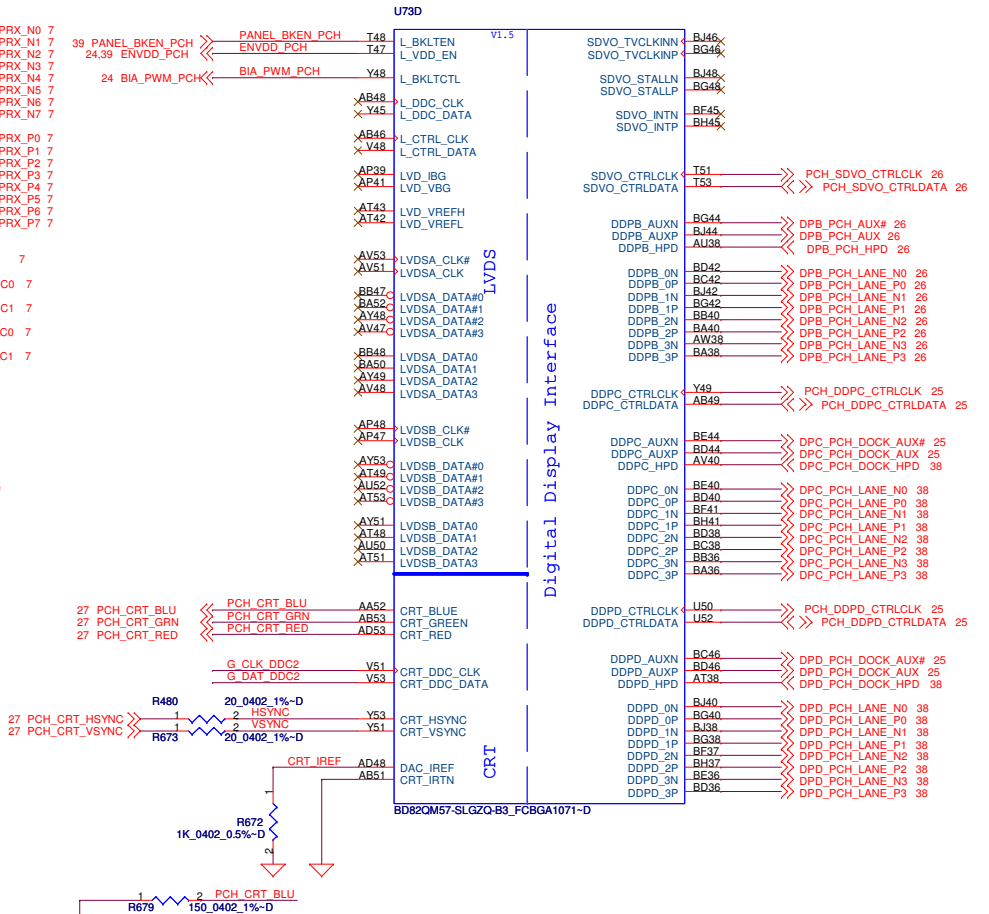

DELL CONFIDENTIAL/PROPRIETARY

		<b>Compal Electronics, Inc.</b>	
		<b>PCH (2/8)</b>	
Size	Document Number	Rev	0.1
LA-5571P			
Date:	Thursday, January 21, 2010	Sheet	16 of 60





Intel request DDPB can not support eDP



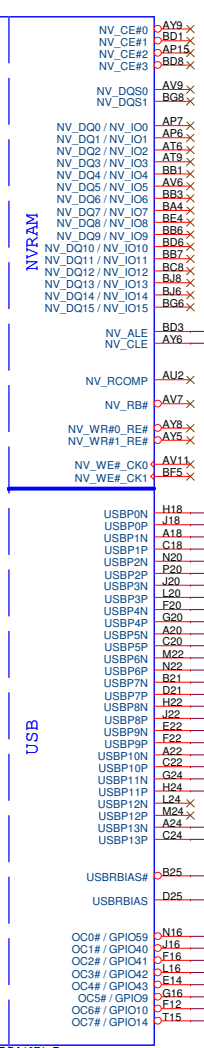
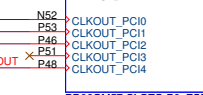
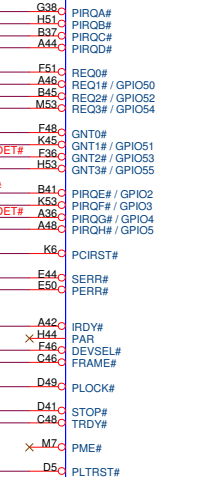
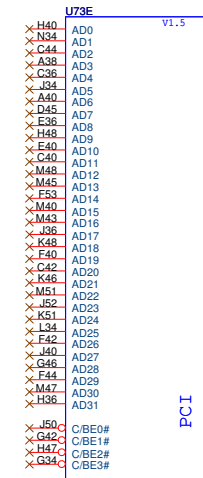
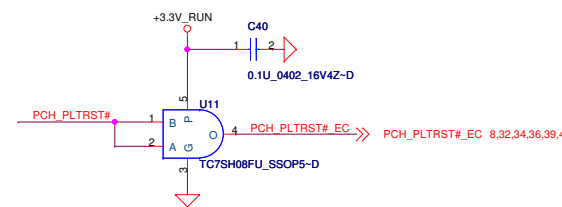
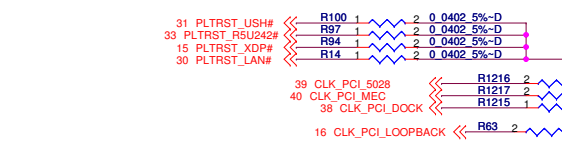
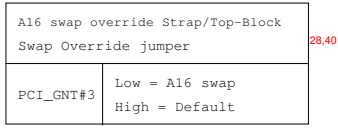
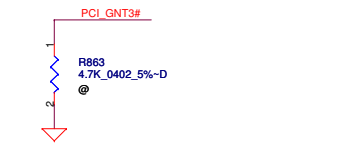
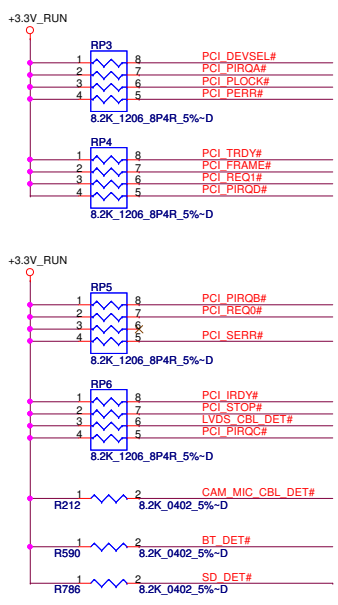
**DELL CONFIDENTIAL/PROPRIETARY**

**Compal Electronics, Inc.**

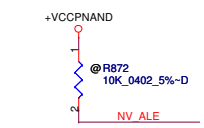
**PCH (3/8)**

Size: Document Number **LA-5571P** Rev: 0.1

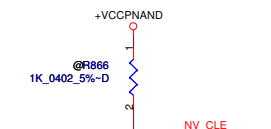
Date: Thursday, January 21, 2010 Sheet: 17 of 60



PCH XDP ENABLE	Stuff: R78,R89,R101-R116
	No Stuff: R71,R77,RP1,RP2,R45,R40,R131,R58,R1242,R1243,R1244,R1245,R74,R130
PCH XDP DISABLE	Stuff: R71,R77,RP1,RP2,R45,R40,R131,R58,R1242,R1243,R1244,R1245,R74,R130
	No Stuff: R78,R89,R101-R116

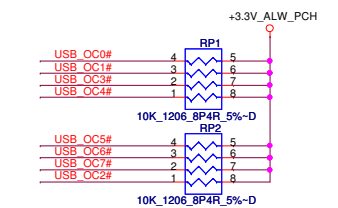


Danbury Technology Enabled	
NV_ALE	High = Enabled (Default) Low = Disabled

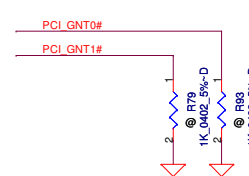


DMI Termination Voltage	
NV_CLE	Set to Vss when LOW Set to Vcc when HIGH

- >Right Side Bottom
- >Right Side Top
- >Left Side Top
- >Left Side Bottom
- >WLAN
- >WWAN
- >Blue Tooth
- >BIO
- >DOCK
- >Express Card
- >Camera
- >PCIe/BKT



PCI_GNT#1	PCI_GNT#0	Boot BIOS Location
0	0	LPC
0	1	Reserved (NAND)
1	0	PCI
1	1	SPI

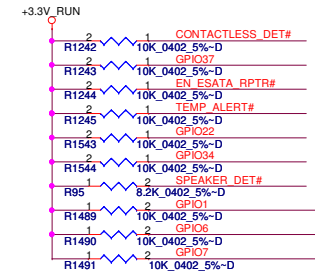
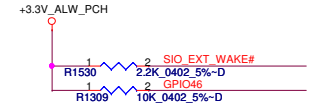
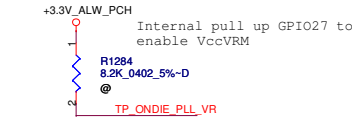
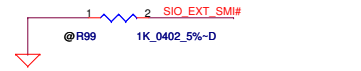



**DELL CONFIDENTIAL/PROPRIETARY**

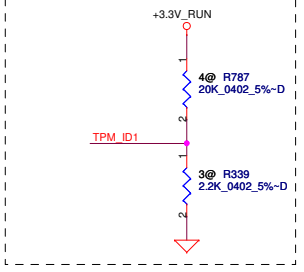
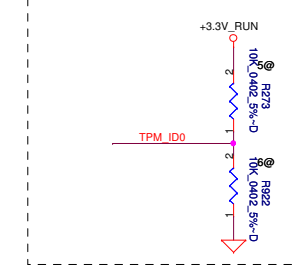
**Compal Electronics, Inc.**

**PCH (4/8)**

Size	Document Number	Rev
	<b>LA-571P</b>	0.1
Date:	Thursday, January 21, 2010	Sheet 18 of 60



All NCTF pins should have thick traces at 45° from the pad.



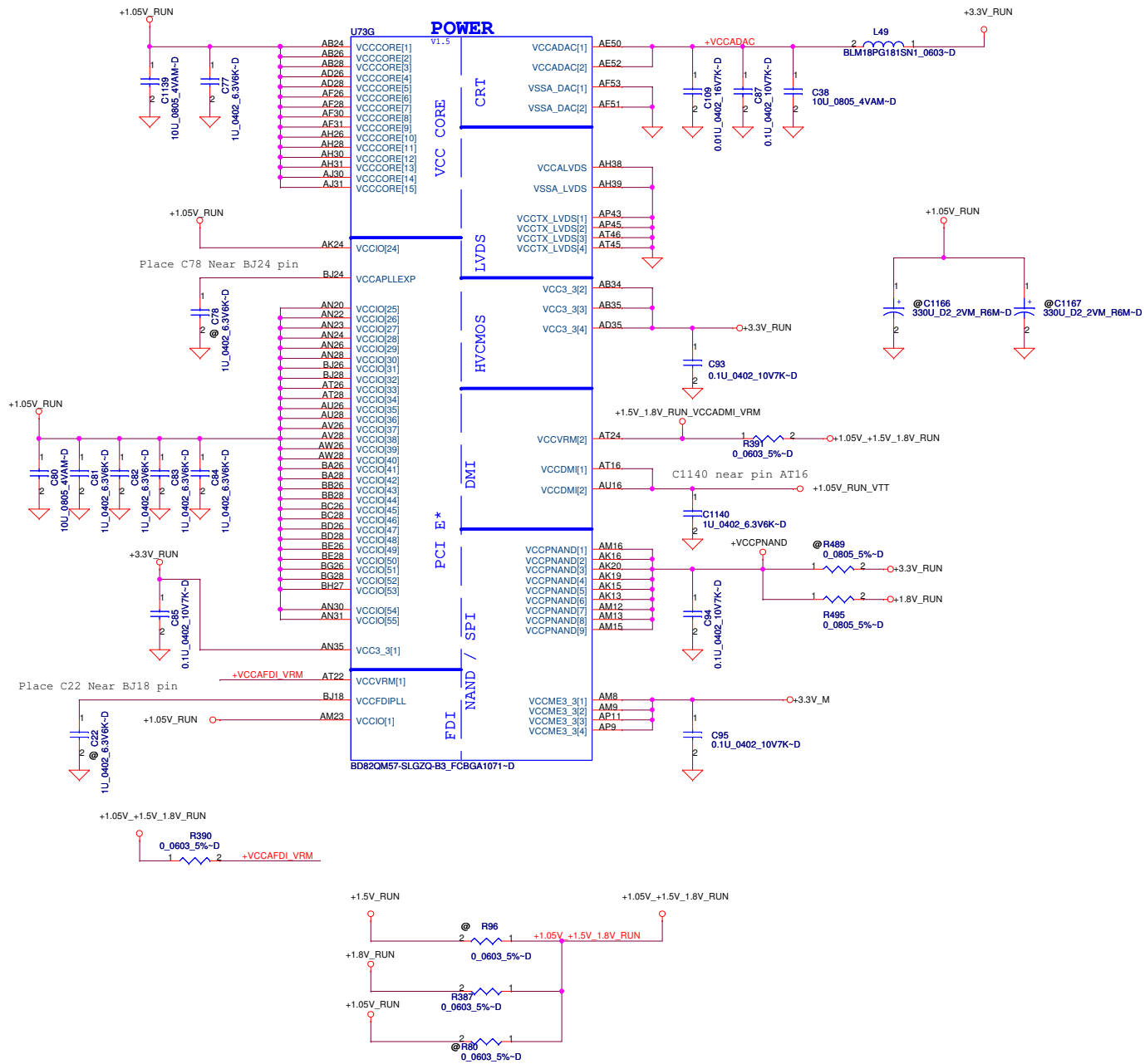
	TPM_ID0	TPM_ID1
China TPM	0	0
No TPM, No China TPM	0	1
USH1.0 (For SSI)	1	0
USH2.0	1	1

-----> will use MEMO control pop R339 & de-pop R787 when USH1.0 enable for SSI build only



DELL CONFIDENTIAL/PROPRIETARY

Compal Electronics, Inc.		
Title: PCH (5/8)		
Size	Document Number	Rev
	LA-5571P	0.1
Date:	Thursday, January 21, 2010	Sheet 19 of 60



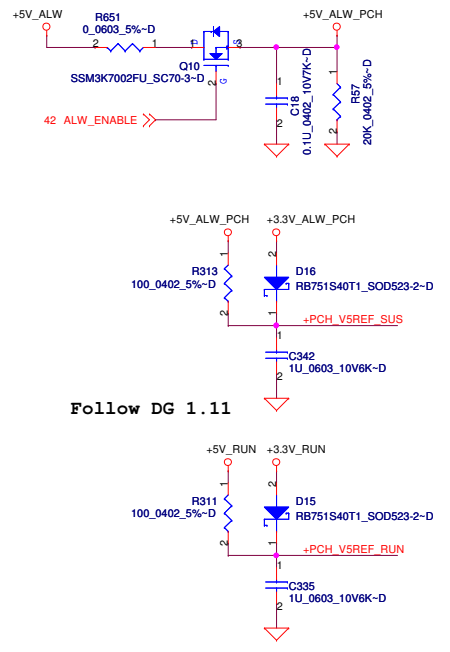
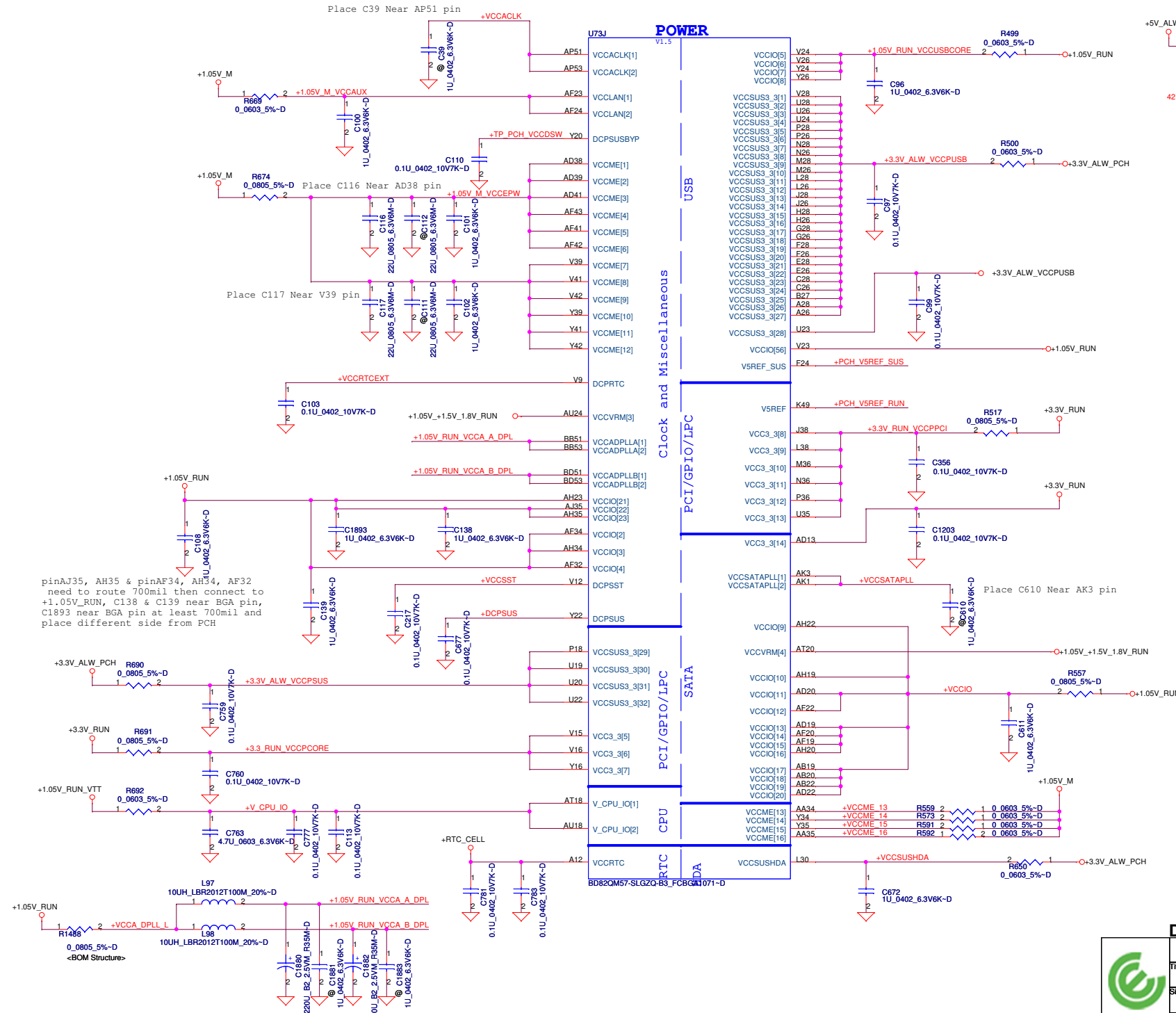
PCH Power Rail Table		
Voltage Rail	Voltage	SO Iccmax Current (A)
V_CPU_IO	1.1/1.05	< 1 (mA)
V5REF	5	< 1 (mA)
V5REF_Sus	5	< 1 (mA)
Vcc3_3	3.3	0.357
VccAClk	1.1	0.052
VccADAC	3.3	0.069
VccADPLLA	1.1	0.068
VccADPLLB	1.1	0.069
Vccap11EXP	1.1	0.04
VccCore	1.1	1.432
VccDMI	1.1	0.058
VccDMI	1.1	0.061
VccFDIPLL	1.1	0.037
VccIO	1.1	3.062
VccLAN	1.1	0.32
VccME	1.1	1.849
VccME3_3	3.3	0.085
VccpNAND	1.8	0.156
VccRTC	3.3	2 (mA)
VccSATAPLL	1.1	0.031
VccSus3_3	3.3	0.163
VccSusHDA	3.3	0.006
VccVRM	1.8 / 1.5	0.196
VccALVDS	3.3	< 1 (mA)
VccTX_LVDS	1.8	0.059

DELL CONFIDENTIAL/PROPRIETARY

Compal Electronics, Inc.



Title			PCH (6/8)		
Size	Document Number	Rev		0.1	
	LA-5571P				
Date:	Thursday, January 21, 2010	Sheet	20	of	60



Follow DG 1.11

pinAJ35, AH35 & pinAF34, AH34, AF32 need to route 700mil then connect to +1.05V\_RUN, C138 & C139 near BGA pin, C1893 near BGA pin at least 700mil and place different side from PCH

Place C610 Near AK3 pin

DELL CONFIDENTIAL/PROPRIETARY



Compal Electronics, Inc.		
PCH (7/8)		
File	Document Number	Rev
	LA-571P	0.1
Date	Thursday, January 21, 2010	Sheet 21 of 60

**U73H** v1.5

AB16	VSS[0]	AK30
AA19	VSS[1]	AK31
AA20	VSS[2]	AK32
AA22	VSS[3]	AK34
AA19	VSS[4]	AK35
AA24	VSS[5]	AK38
AA26	VSS[6]	AK43
AA28	VSS[7]	AK46
AA30	VSS[8]	AK49
AA31	VSS[9]	AK5
AA32	VSS[10]	AK6
AB11	VSS[11]	AL2
AB15	VSS[12]	AL52
AB23	VSS[13]	AM11
AB30	VSS[14]	BB44
AB31	VSS[15]	AD24
AB32	VSS[16]	AM20
AB39	VSS[17]	AM22
AB43	VSS[18]	AM24
AB47	VSS[19]	AM26
AB5	VSS[20]	AM28
AB8	VSS[21]	BA42
AC2	VSS[22]	AM30
AC52	VSS[23]	AM31
AD11	VSS[24]	AM32
AD12	VSS[25]	AM34
AD16	VSS[26]	AM35
AD23	VSS[27]	AM38
AD30	VSS[28]	AM39
AD31	VSS[29]	AM42
AD32	VSS[30]	AU20
AD34	VSS[31]	VSS[111]
AU22	VSS[32]	AV22
AD42	VSS[33]	AM49
AD46	VSS[34]	AM7
AD49	VSS[35]	AA50
AD7	VSS[36]	BB10
AE2	VSS[37]	AN52
AE4	VSS[38]	AN50
AF12	VSS[39]	AN52
Y13	VSS[40]	AP12
AH49	VSS[41]	AP23
AU4	VSS[42]	AP46
AF35	VSS[43]	AP49
AP13	VSS[44]	AP5
AN34	VSS[45]	AP8
AF45	VSS[46]	AR2
AF46	VSS[47]	AR52
AF49	VSS[48]	AT11
AF5	VSS[49]	BA12
AF8	VSS[50]	AH19
AG2	VSS[51]	AT32
AG52	VSS[52]	AT36
AH11	VSS[53]	AT41
AH15	VSS[54]	AT47
AH16	VSS[55]	AT7
AH24	VSS[56]	AV12
AH32	VSS[57]	AV16
AV18	VSS[58]	AV20
AH43	VSS[59]	AV24
AH47	VSS[60]	AV30
AH7	VSS[61]	AV34
AJ19	VSS[62]	AV38
AJ2	VSS[63]	AV42
AJ20	VSS[64]	AV46
AJ22	VSS[65]	AV49
AJ23	VSS[66]	AV5
AJ26	VSS[67]	AV8
AJ28	VSS[68]	AW14
AJ32	VSS[69]	AW18
AJ34	VSS[70]	AW2
AT5	VSS[71]	BF9
AU4	VSS[72]	AW32
AK12	VSS[73]	AW36
AM41	VSS[74]	AW40
AN19	VSS[75]	AW52
AK26	VSS[76]	AY11
AK22	VSS[77]	AY43
AK23	VSS[78]	AY47
AK28	VSS[79]	

BD82QM57-SLGZQ-B3\_FCBGA1071-D

**U73I** v1.5

AY7	VSS[159]	H49
B11	VSS[160]	H5
B15	VSS[161]	J24
B19	VSS[162]	K11
B23	VSS[163]	K43
B31	VSS[164]	K47
B35	VSS[165]	K7
B39	VSS[166]	L14
B43	VSS[167]	L18
B47	VSS[168]	L2
B7	VSS[169]	L22
BB12	VSS[170]	L32
BB16	VSS[171]	L36
BB20	VSS[172]	L40
BB24	VSS[173]	L52
BB30	VSS[174]	M12
BB34	VSS[175]	M16
BB38	VSS[176]	M20
BB42	VSS[177]	M38
BB49	VSS[178]	M34
BB5	VSS[179]	M38
BB5	VSS[180]	M42
BC10	VSS[181]	M46
BC14	VSS[182]	M49
BC18	VSS[183]	M5
BC2	VSS[184]	M8
BC22	VSS[185]	N24
BC32	VSS[186]	P11
BC36	VSS[187]	AD15
BC40	VSS[188]	P22
BC44	VSS[189]	P30
BC52	VSS[190]	P32
BD9	VSS[191]	P44
BD48	VSS[192]	P42
BD49	VSS[193]	P45
BD5	VSS[194]	P47
BE12	VSS[195]	P2
BE20	VSS[196]	R52
BE20	VSS[197]	T12
BE24	VSS[198]	T41
BE30	VSS[199]	T46
BE34	VSS[200]	T49
BE38	VSS[201]	T5
BE42	VSS[202]	T8
BE46	VSS[203]	U30
BE50	VSS[204]	U31
BE50	VSS[205]	U32
BE6	VSS[206]	U34
BE8	VSS[207]	P38
BE9	VSS[208]	V11
BF51	VSS[209]	P16
BF51	VSS[210]	V19
BG18	VSS[211]	V20
BG24	VSS[212]	V22
BG4	VSS[213]	V30
BG50	VSS[214]	V31
BH11	VSS[215]	V32
BH15	VSS[216]	V34
BH19	VSS[217]	V35
BH23	VSS[218]	V38
BH31	VSS[219]	V43
BH35	VSS[220]	V45
BH39	VSS[221]	V46
BH43	VSS[222]	V47
BH47	VSS[223]	V49
BH7	VSS[224]	V7
C12	VSS[225]	V8
C50	VSS[226]	V26
D51	VSS[227]	W2
E12	VSS[228]	W52
E16	VSS[229]	Y11
E20	VSS[230]	Y12
E24	VSS[231]	Y15
E30	VSS[232]	Y19
E34	VSS[233]	Y23
E38	VSS[234]	Y30
E42	VSS[235]	Y36
E46	VSS[236]	Y31
E48	VSS[237]	Y32
E8	VSS[238]	Y38
F6	VSS[239]	Y43
F8	VSS[240]	Y46
F5	VSS[241]	Y49
G14	VSS[242]	Y6
G10	VSS[243]	Y8
G18	VSS[244]	Y8
G2	VSS[245]	P24
G22	VSS[246]	TR4
G32	VSS[247]	AD51
G36	VSS[248]	AT8
G40	VSS[249]	AD47
G44	VSS[250]	Y47
G52	VSS[251]	AT12
AF39	VSS[252]	AM6
H16	VSS[253]	AT13
H20	VSS[254]	AM5
H30	VSS[255]	AK45
H34	VSS[256]	AK39
H38	VSS[257]	AV14
H42	VSS[258]	

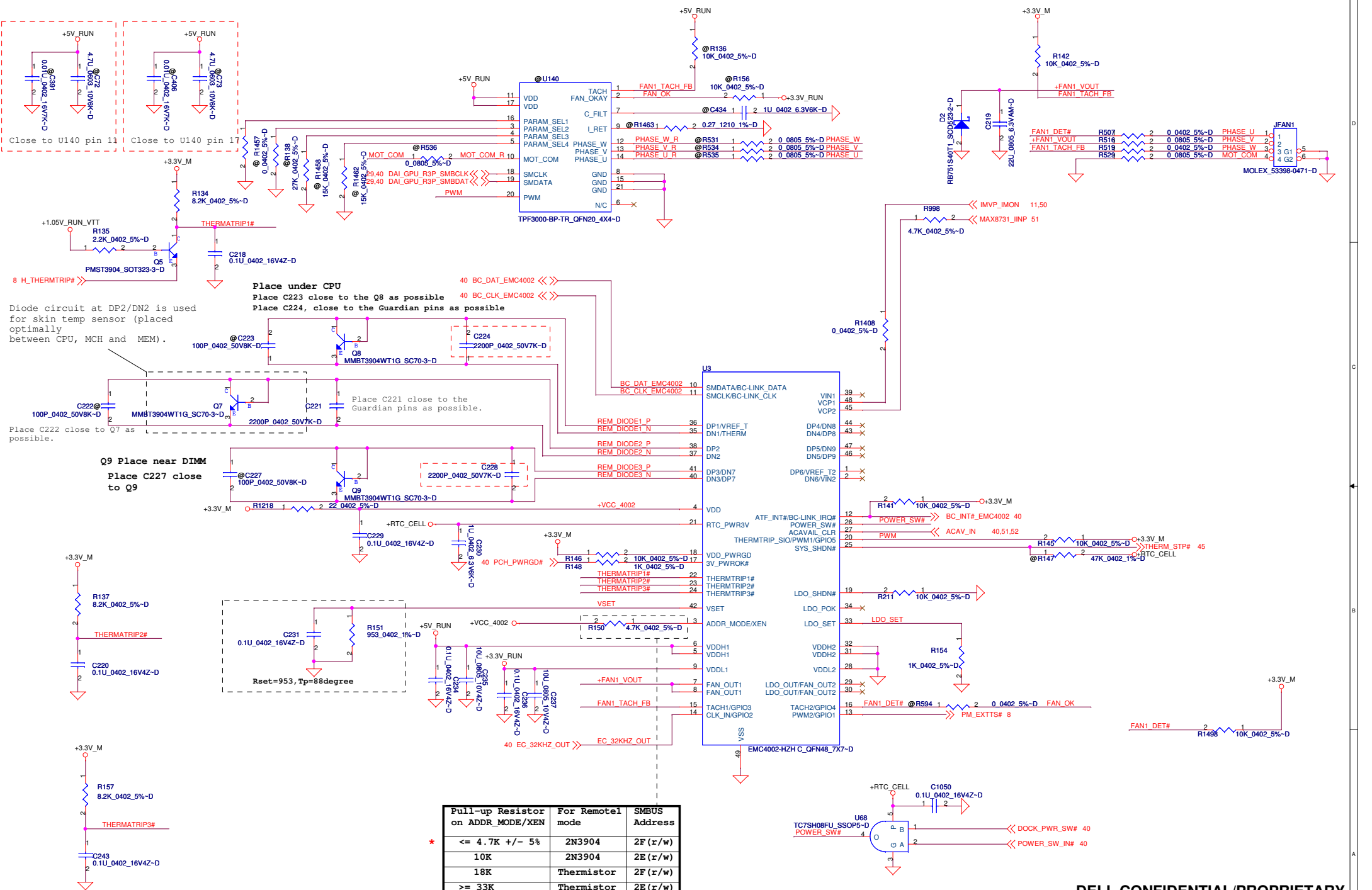
BD82QM57-SLGZQ-B3\_FCBGA1071-D

DELL CONFIDENTIAL/PROPRIETARY

Compal Electronics, Inc.



Title		
PCH (8/8)		
Size	Document Number	Rev
	LA-5571P	0.1
Date:	Thursday, January 21, 2010	Sheet 22 of 60



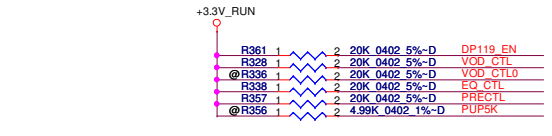
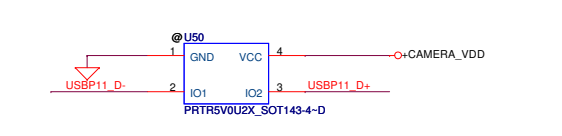
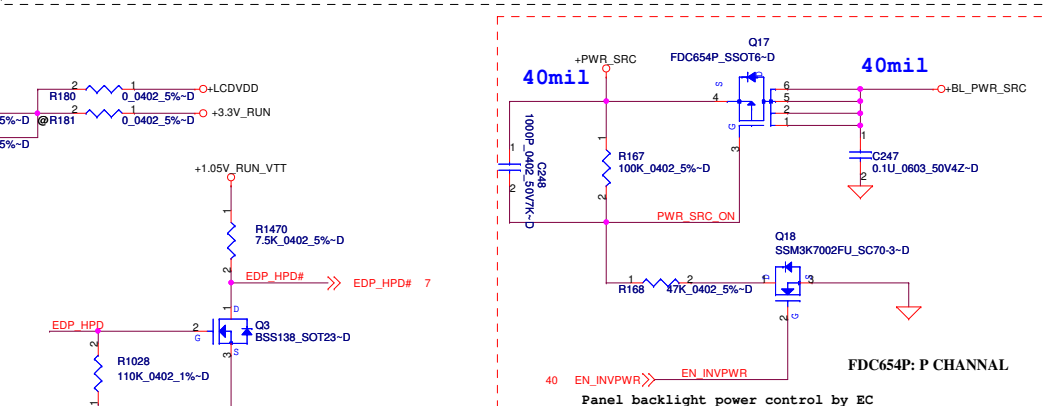
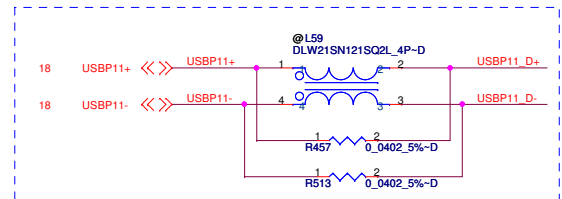
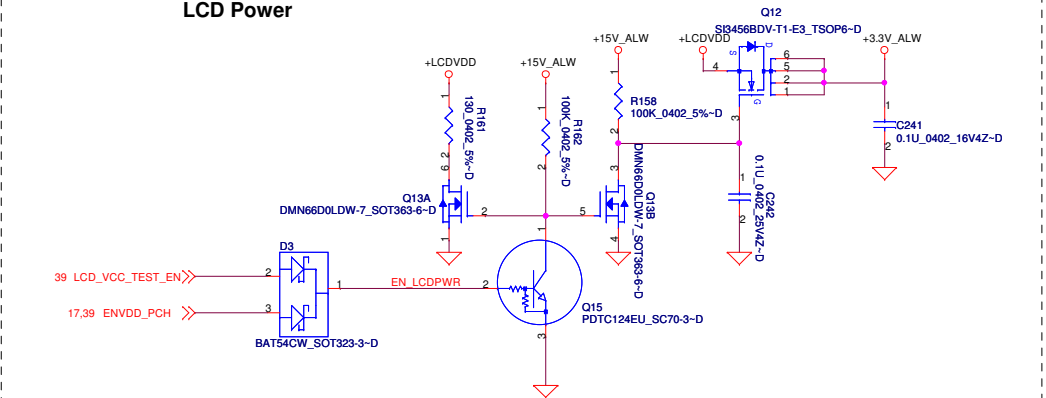
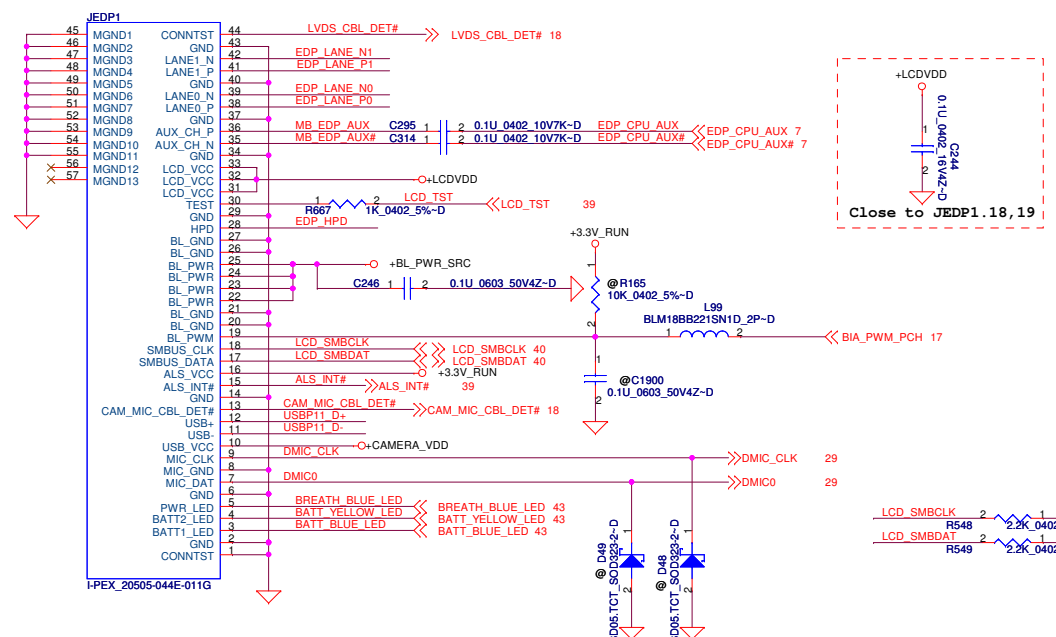
DELL CONFIDENTIAL/PROPRIETARY

Compal Electronics, Inc.


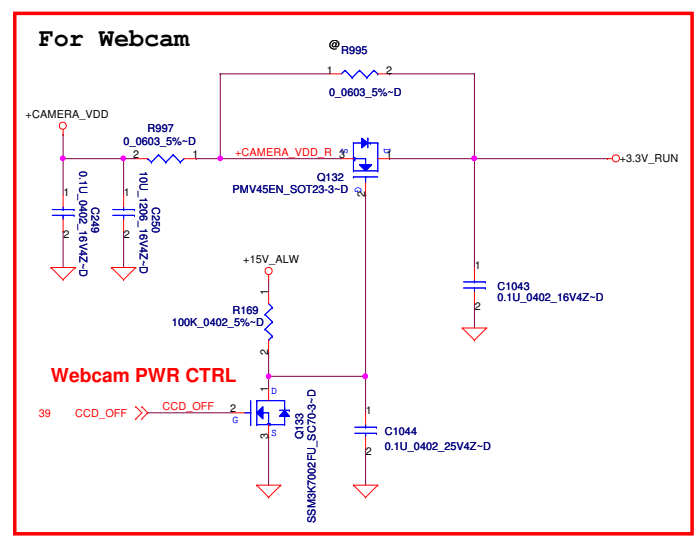


Title			
FAN & Thermal Sensor			
LA-5571P			
Size	Document Number	Rev	
		0.1	
Date:	Thursday, January 21, 2010	Sheet	23 of 60

PROPRIETARY NOTE: THIS SHEET OF ENGINEERING DRAWING AND SPECIFICATIONS CONTAINS CONFIDENTIAL TRADE SECRET AND OTHER PROPRIETARY INFORMATION OF DELL INC. ("DELL"). THIS DOCUMENT MAY NOT BE TRANSMITTED OR COPIED WITHOUT THE EXPRESS WRITTEN AUTHORIZATION OF DELL. IN ADDITION, NEITHER THIS SHEET NOR THE INFORMATION IT CONTAINS MAY BE USED BY OR DISCLOSED TO ANY THIRD PARTY WITHOUT DELL'S EXPRESS WRITTEN CONSENT.



X1EDP & DP119 co-lay circuit: (Default DP119)  
 X1EDP->R356, R1031, R336, R279, R1029==>POP  
 R328, R338==>De-POP  
 DP119->R356, R1031, R336, R279, R1029==>De-POP  
 R328, R338==>POP



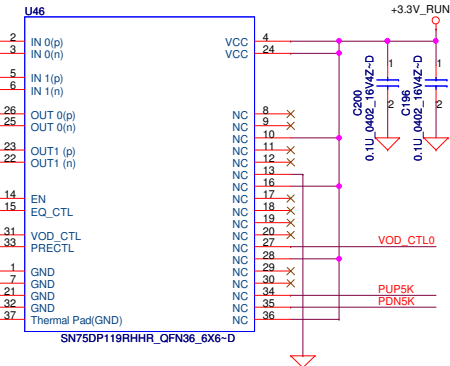
Refer to SN75DP119RHRH rev. 0P35

VOD (mV)	PRE (dB)	PRECTL	VOD_CTL
300	2.5	0	0
	6	VCC/2	0
	8.5	1	0
400	0	0	VCC/2
	3.5	VCC/2	VCC/2
	5.5	1	VCC/2
600	0	0	1
	2	VCC/2	1
	800	0	1

EQ gain (dB)	EQ_CTL
0	0
3	VCC/2
6	1

MODE	DP119_EN
PWR Down	0
OUT2 DIS	VCC/2
OUT1 OUT2 EN	1

### eDP Repeater



DELL CONFIDENTIAL/PROPRIETARY

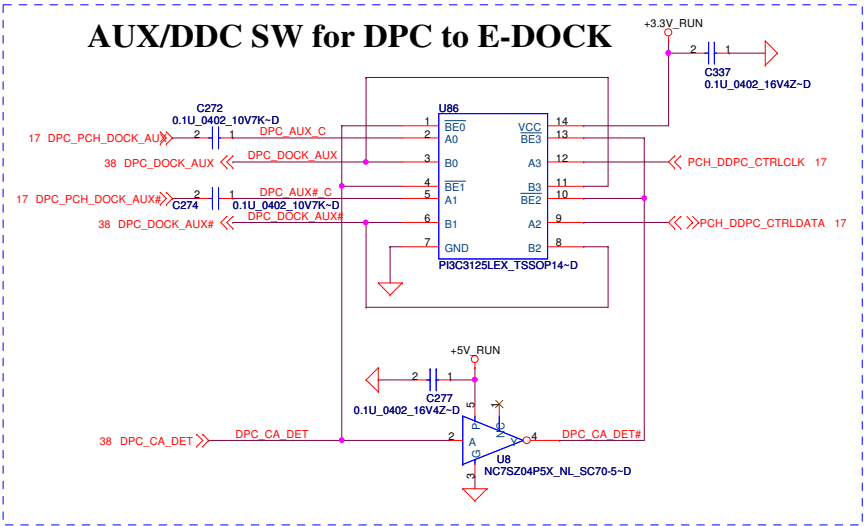
Compal Electronics, Inc.

eDP & CAM Conn		
Size	Document Number	Rev
	LA-571P	0.1
Date:	Thursday, January 21, 2010	Sheet 24 of 60

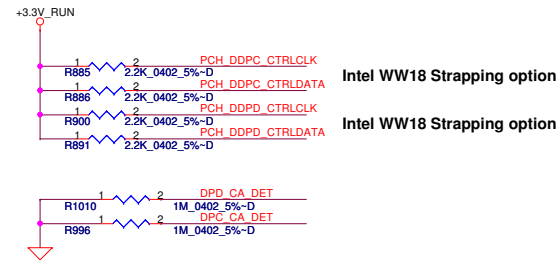
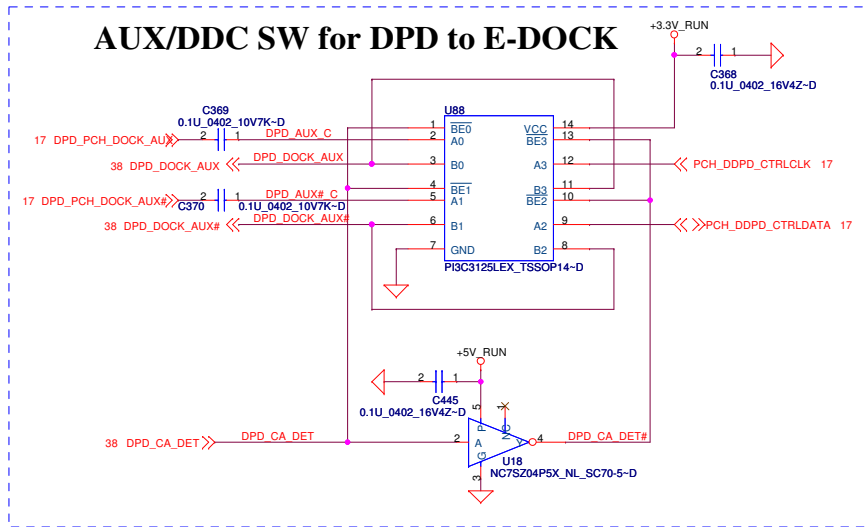
PROPRIETARY NOTE: THIS SHEET OF ENGINEERING DRAWING AND SPECIFICATIONS CONTAINS CONFIDENTIAL TRADE SECRET AND/OR PROPRIETARY INFORMATION OF DELL INC. ("DELL") THIS DOCUMENT MAY NOT BE TRANSFERRED OR COPIED WITHOUT THE EXPRESS WRITTEN AUTHORIZATION OF DELL. IN ADDITION, NEITHER THIS SHEET NOR THE INFORMATION IT CONTAINS MAY BE USED BY OR DISCLOSED TO ANY THIRD PARTY WITHOUT DELL'S EXPRESS WRITTEN CONSENT.



### AUX/DDC SW for DPC to E-DOCK



### AUX/DDC SW for DPD to E-DOCK

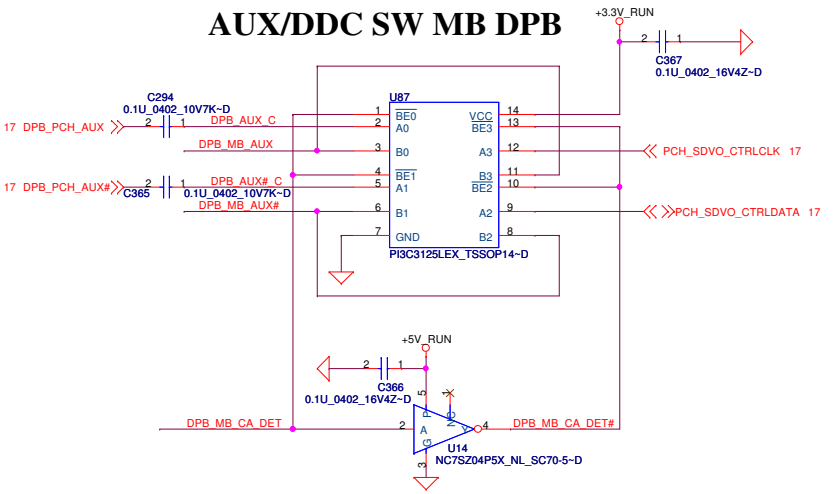


PROPRIETARY NOTE: THIS SHEET OF ENGINEERING DRAWING AND SPECIFICATIONS CONTAINS CONFIDENTIAL TRADE SECRET AND OTHER PROPRIETARY INFORMATION OF DELL INC. ("DELL") THIS DOCUMENT MAY NOT BE TRANSFERRED OR COPIED WITHOUT THE EXPRESS WRITTEN AUTHORIZATION OF DELL. IN ADDITION, NEITHER THIS SHEET NOR THE INFORMATION IT CONTAINS MAY BE USED BY OR DISCLOSED TO ANY THIRD PARTY WITHOUT DELL'S EXPRESS WRITTEN CONSENT.


**DELL CONFIDENTIAL/PROPRIETARY**

<b>Compal Electronics, Inc.</b>			
<b>DPC DPD SW for DOCK</b>			
Size	Document Number	Rev	
	<b>LA-5571P</b>	0.1	
Date:	Thursday, January 21, 2010	Sheet	25 of 60

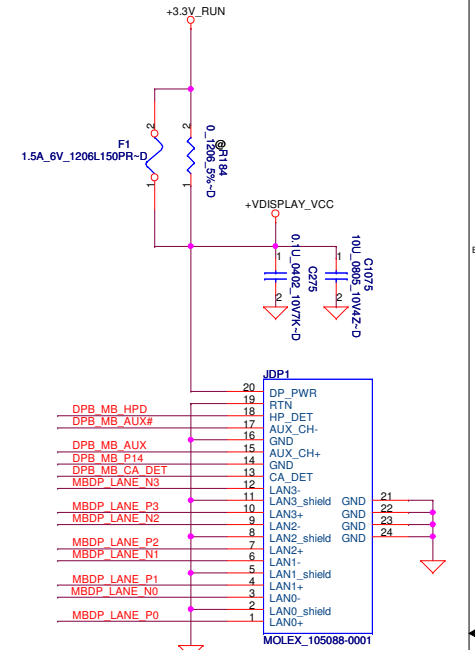
# AUX/DDC SW MB DPB



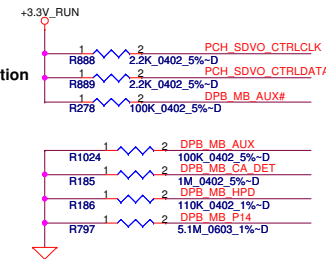
# DPB Repeater for MB DP



# Display port Dip Connector



# Intel WW18 Strapping option



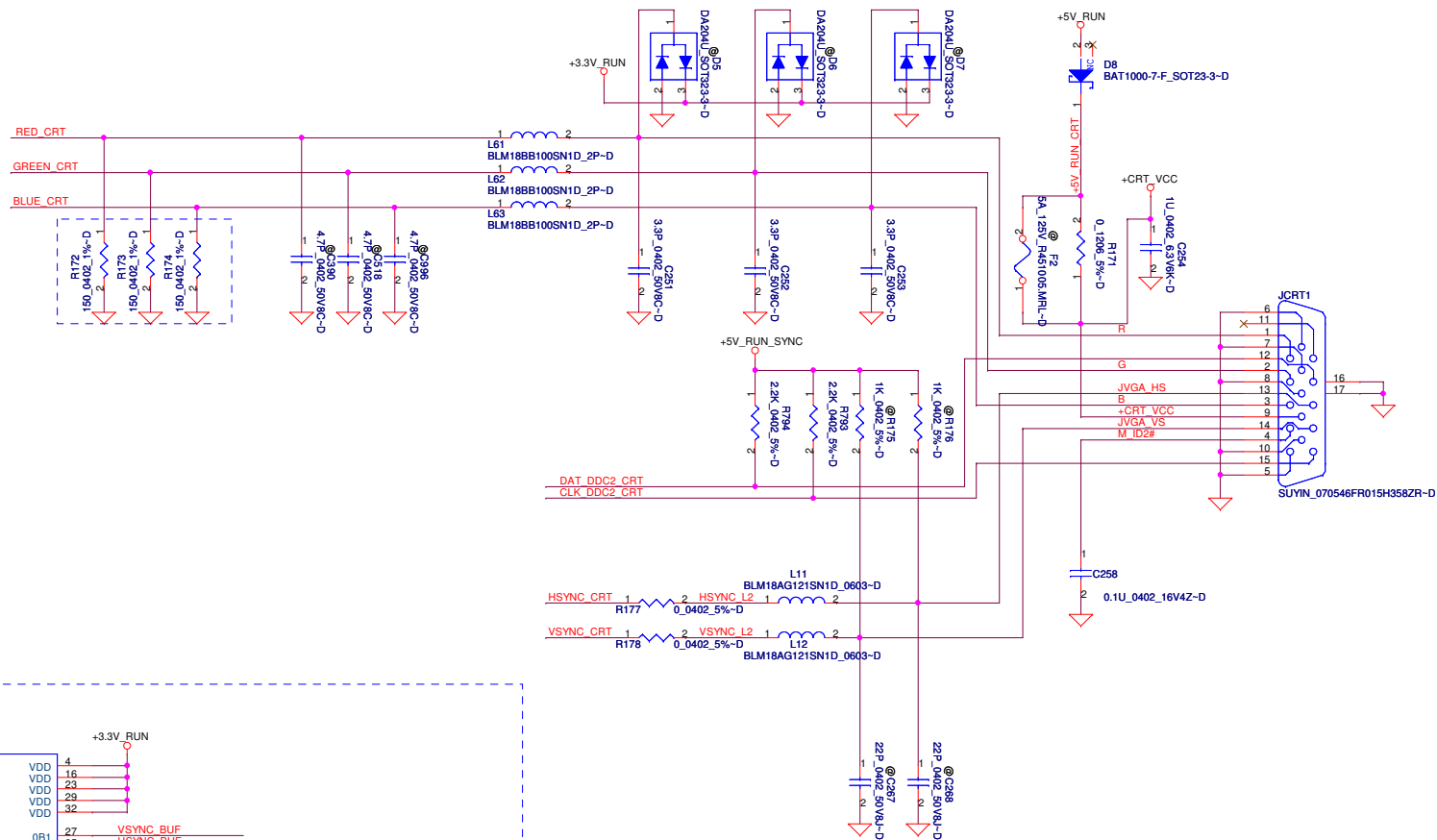
DELL CONFIDENTIAL/PROPRIETARY

Compal Electronics, Inc.

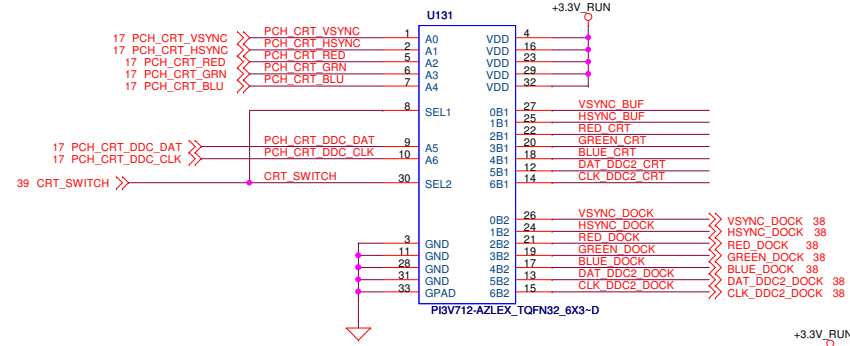


Title			Display port		
Size	Document Number	Rev			
	LA-5571P	0.1			
Date:	Thursday, January 21, 2010	Sheet	26	of	60

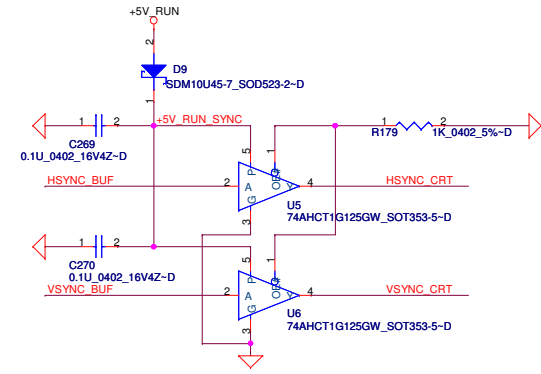
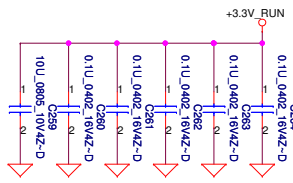
PROPRIETARY NOTE: THIS SHEET OF ENGINEERING DRAWING AND SPECIFICATIONS CONTAINS CONFIDENTIAL TRADE SECRET AND OTHER PROPRIETARY INFORMATION OF DELL INC. ("DELL"). THIS DOCUMENT MAY NOT BE TRANSFERRED OR COPIED WITHOUT THE EXPRESS WRITTEN AUTHORIZATION OF DELL. IN ADDITION, NEITHER THIS SHEET NOR THE INFORMATION IT CONTAINS MAY BE USED BY OR DISCLOSED TO ANY THIRD PARTY WITHOUT DELL'S EXPRESS WRITTEN CONSENT.



### VGA SW for MB/DOCK



SEL1/SEL2	Chanel	Source
0	A=B1	MB
1	A=B2	APR/SPR



DELL CONFIDENTIAL/PROPRIETARY

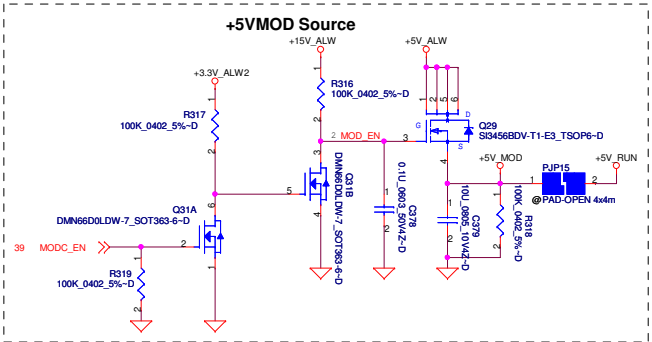
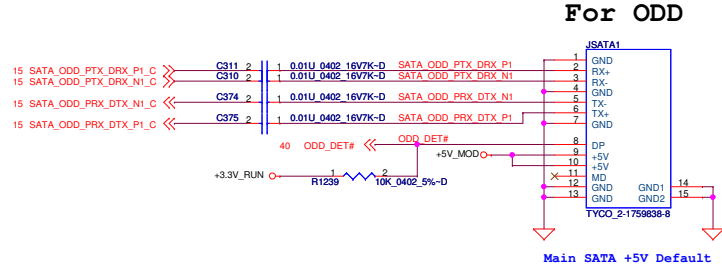
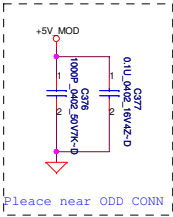
**Compal Electronics, Inc.**

**CRT/Video switch**

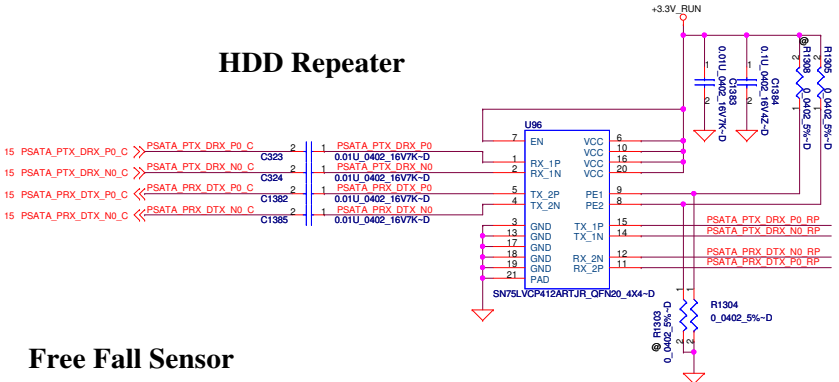
**LA-5571P**

Size	Document Number	Rev
		0.1
Date:	Thursday, January 21, 2010	Sheet 27 of 60

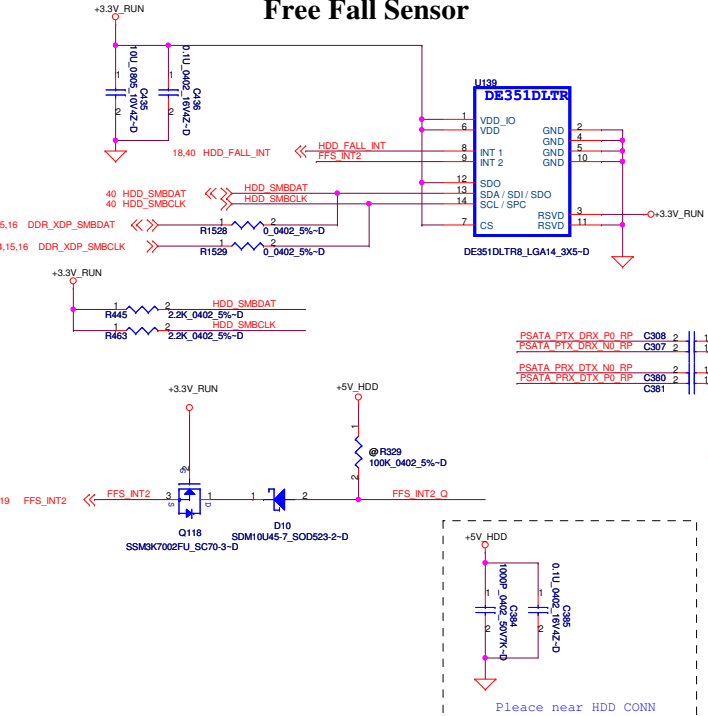
PROPRIETARY NOTE: THIS SHEET OF ENGINEERING DRAWING AND SPECIFICATIONS CONTAINS CONFIDENTIAL TRADE SECRET AND OTHER PROPRIETARY INFORMATION OF DELL INC. ("DELL"). THIS DOCUMENT MAY NOT BE TRANSFERRED OR COPIED WITHOUT THE EXPRESS WRITTEN AUTHORIZATION OF DELL. IN ADDITION, NEITHER THIS SHEET NOR THE INFORMATION IT CONTAINS MAY BE USED BY OR DISCLOSED TO ANY THIRD PARTY WITHOUT DELL'S EXPRESS WRITTEN CONSENT.



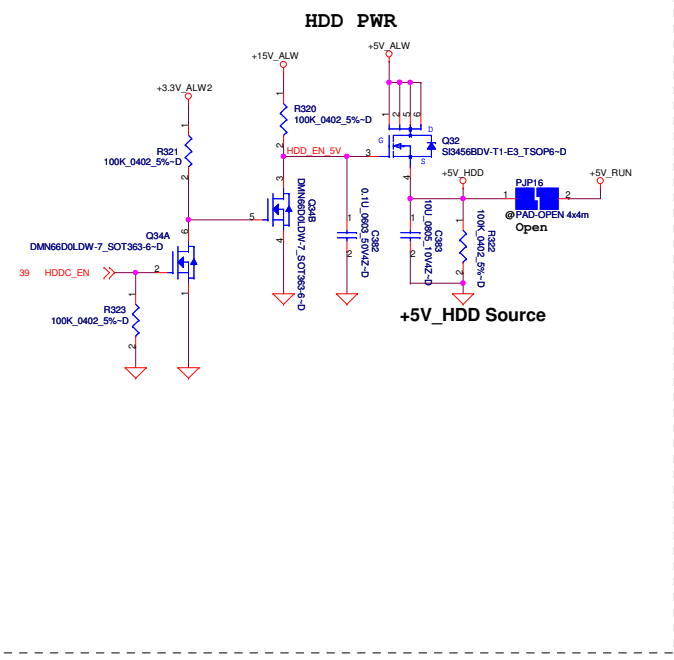
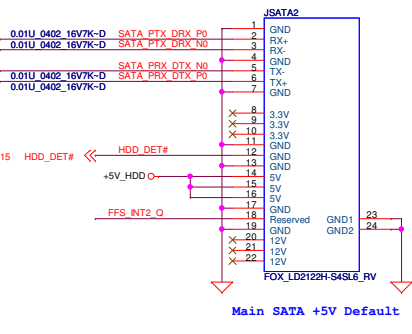
**HDD Repeater**



**Free Fall Sensor**

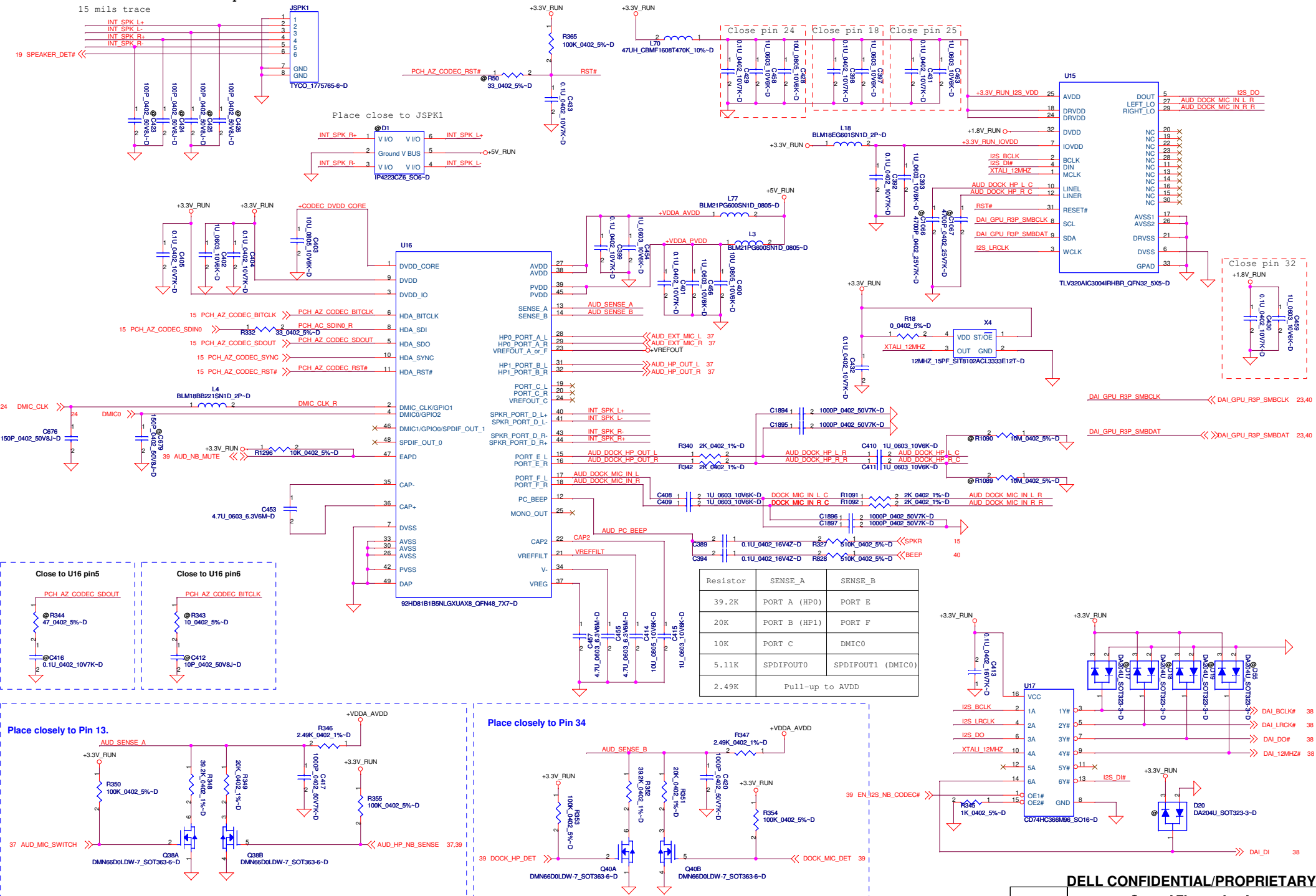


**For HDD Temp.**



PROPRIETARY NOTE: THIS SHEET OF ENGINEERING DRAWINGS AND SPECIFICATIONS CONTAINS CONFIDENTIAL TRADE SECRET AND OTHER PROPRIETARY INFORMATION OF DELL INC. (\*DELL\*) THIS DOCUMENT MAY NOT BE TRANSFERRED OR COPIED WITHOUT THE EXPRESS WRITTEN AUTHORIZATION OF DELL. IN ADDITION, NEITHER THIS SHEET NOR THE INFORMATION IT CONTAINS MAY BE USED BY OR DISCLOSED TO ANY THIRD PARTY WITHOUT DELL'S EXPRESS WRITTEN CONSENT.

**Speaker Connector**



Resistor	SENSE_A	SENSE_B
39.2K	PORT A (HP0)	PORT E
20K	PORT B (HP1)	PORT F
10K	PORT C	DMICO
5.11K	SPDIFOUT0	SPDIFOUT1 (DMICO)
2.49K	Pull-up to AVDD	

**DELL CONFIDENTIAL/PROPRIETARY**



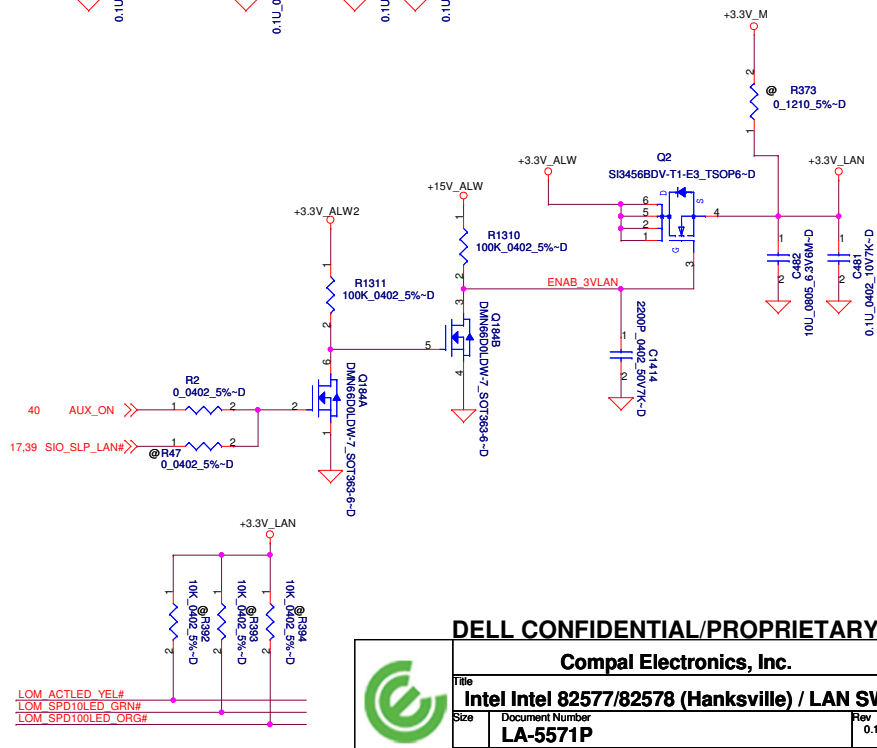
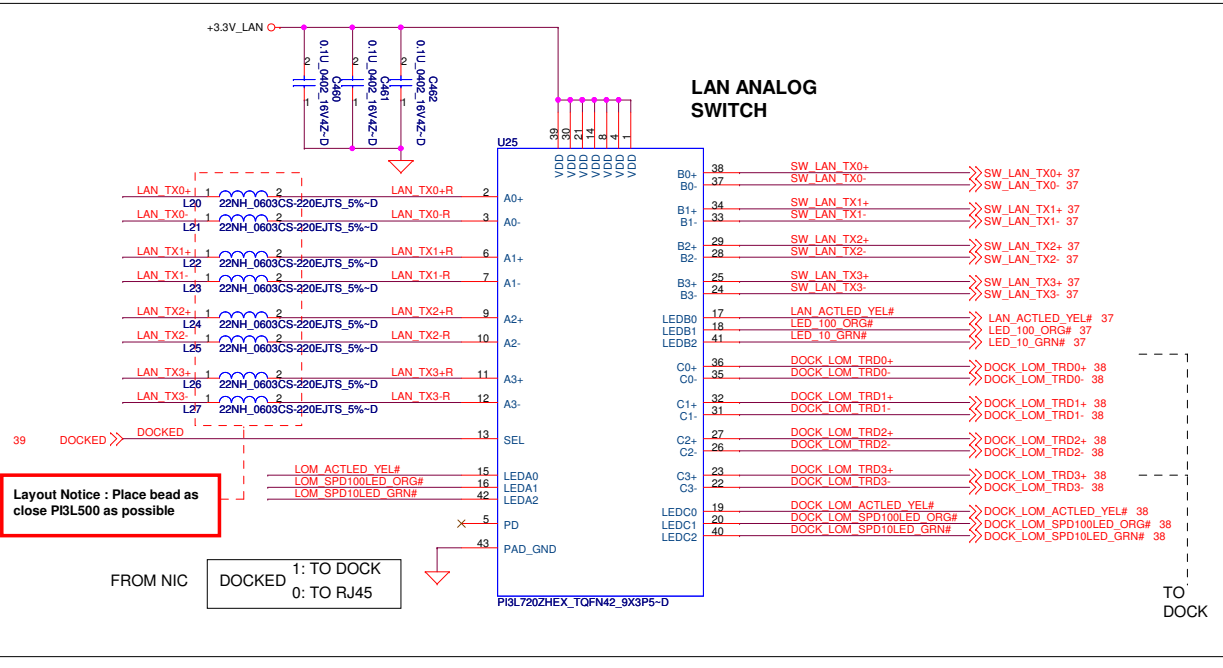
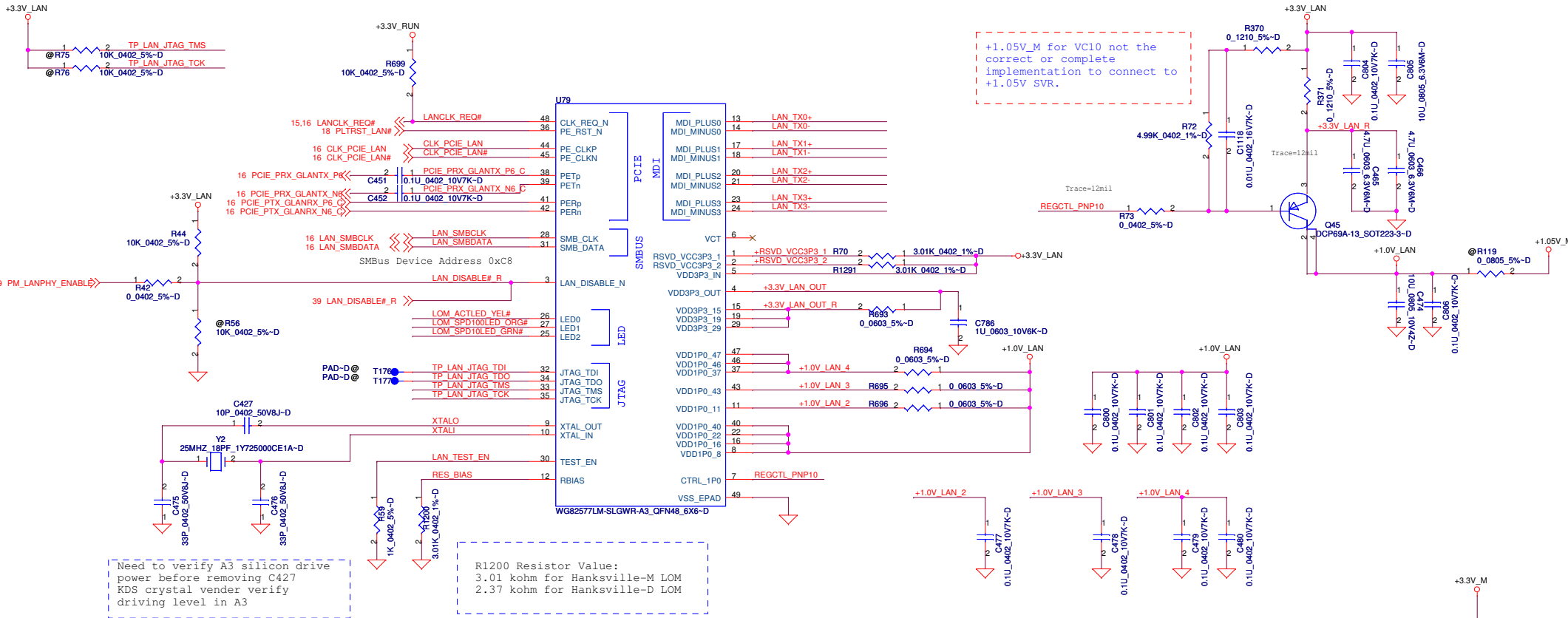
**Compal Electronics, Inc.**

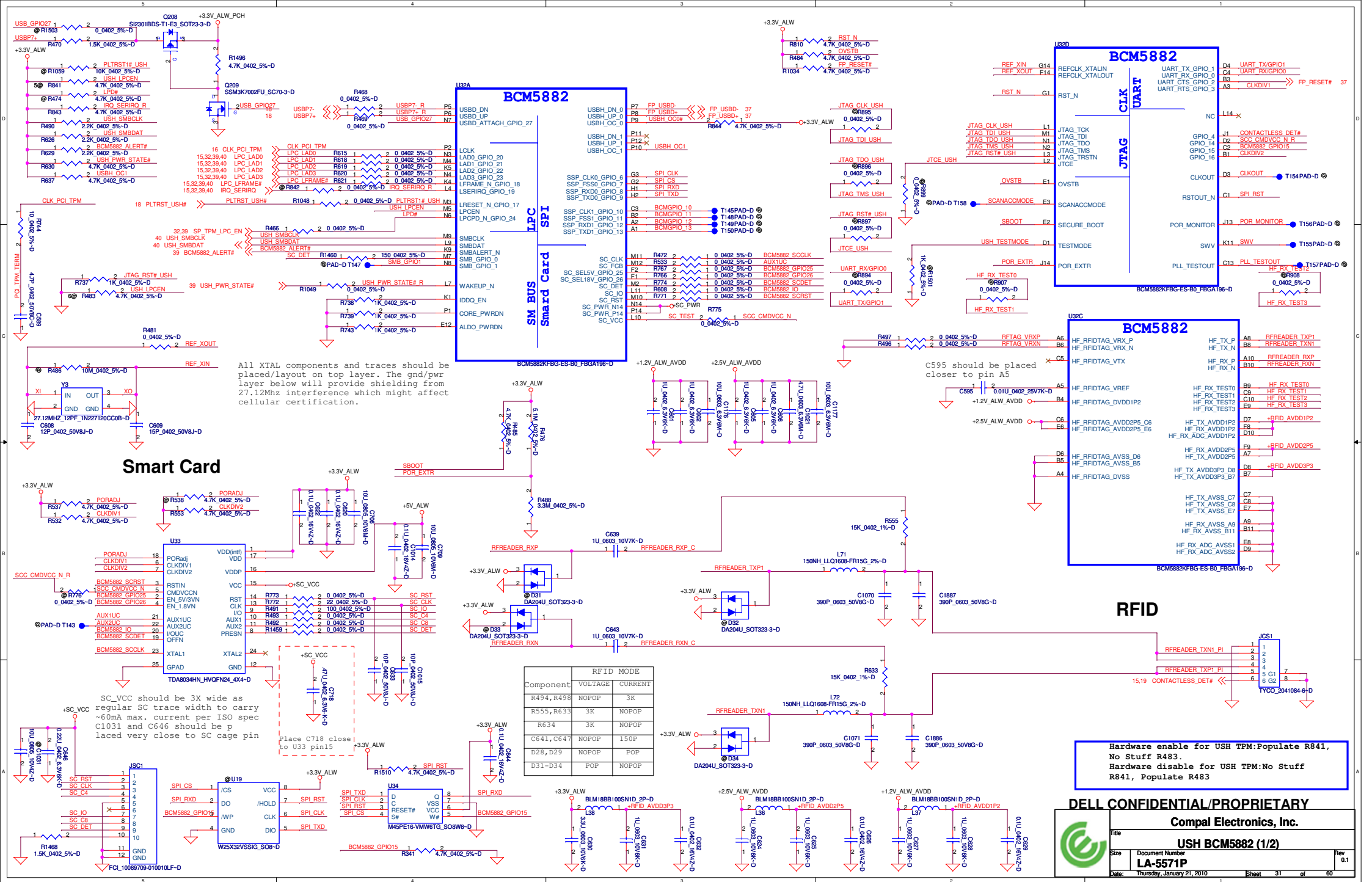
**Azalia (HD) Codec**

LA-5571P

Thursday, January 21, 2010

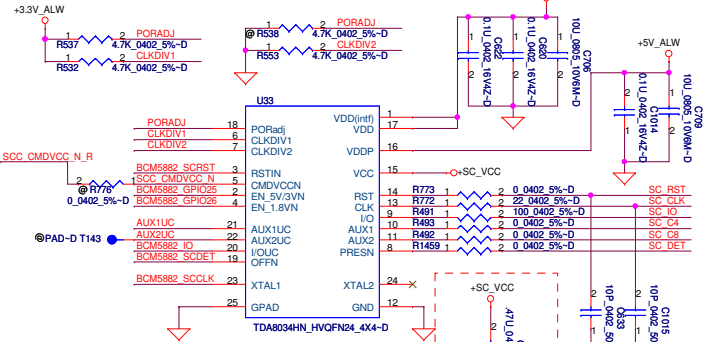
PROPRIETARY NOTE: THIS SHEET OF ENGINEERING DRAWING AND SPECIFICATIONS CONTAINS CONFIDENTIAL TRADE SECRET AND OTHER PROPRIETARY INFORMATION OF DELL INC. ("DELL"). THIS DOCUMENT MAY NOT BE TRANSFERRED OR COPIED WITHOUT THE EXPRESS WRITTEN AUTHORIZATION OF DELL. IN ADDITION, NEITHER THIS SHEET NOR THE INFORMATION IT CONTAINS MAY BE USED BY OR DISCLOSED TO ANY THIRD PARTY WITHOUT DELL'S EXPRESS WRITTEN CONSENT.





All XTAL components and traces should be placed/layout on top layer. The gnd/pwr layer below will provide shielding from 27.12Mhz interference which might affect cellular certification.

### Smart Card



SC\_VCC should be placed with a regular SC trace width to carry ~60mA max. current per ISO spec C1031 and C646 should be placed very close to SC cage pin

Place C718 close to U33 pin15

Component	VOLTAGE	CURRENT
R494, R498	NOPOP	3K
R555, R633	NOPOP	3K
R634	NOPOP	3K
C641, C647	NOPOP	150P
D28, D29	NOPOP	POP
D31-D34	POP	NOPOP

Hardware enable for USH TPM:Populate R841, No Stuff R483.  
Hardware disable for USH TPM:No Stuff R841, Populate R483

**DELL CONFIDENTIAL/PROPRIETARY**

**Compal Electronics, Inc.**

**USH BCM5882 (1/2)**

File: **LA-5571P**

Size: **Document Number**

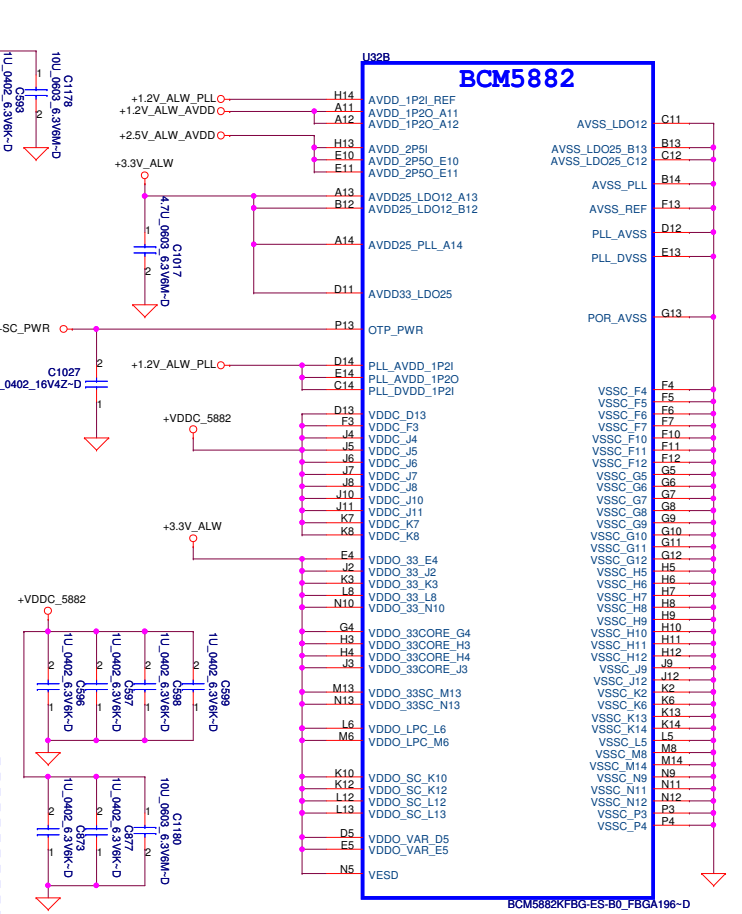
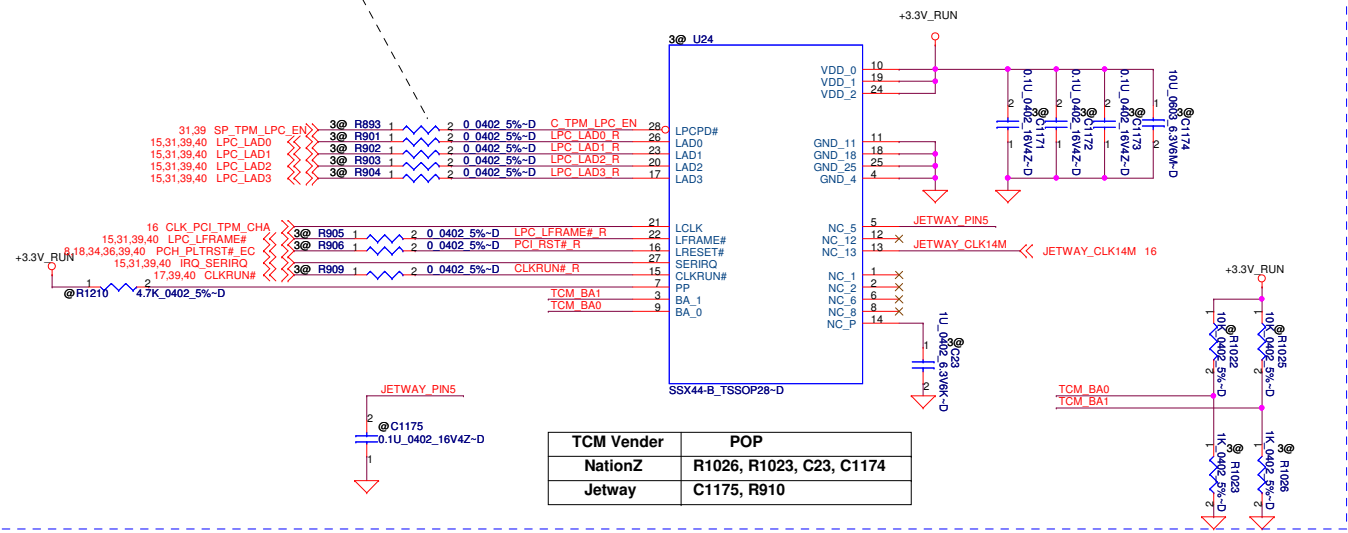
Date: **Thursday, January 21, 2010**

Sheet **31** of **60**

USH BCM5882 and China TCM Z8H172T Option				
PART/PIN	Ref Des	TCM Enable	TPM Enable	ALL TPM/TCM Disable
TCM circuit	All 3@	POP	@	@
USH_LPCEN	PU R841	@	POP	@
SIO 5028 ->SP_TPM_LPC_EN	PD R483	POP	@	@
PCH GPIO39 ->TPM_ID1	PU R787	@	@	POP
	PD R339	POP	POP	@
PCH GPIO38 ->TPM_ID0	PU R273	POP	POP	@
	PD R922	@	@	POP

LOW:Power Down Mode  
High:Working Mode

**China TCM: NationZ & Jetway co-lay**



**DELL CONFIDENTIAL/PROPRIETARY**

Compal Electronics, Inc.

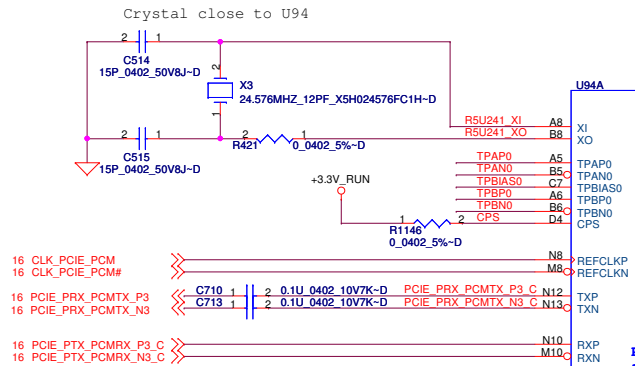
File: **USH BCM5882 (2/2)**

Size: Document Number **LA-5571P** Rev: 0.1

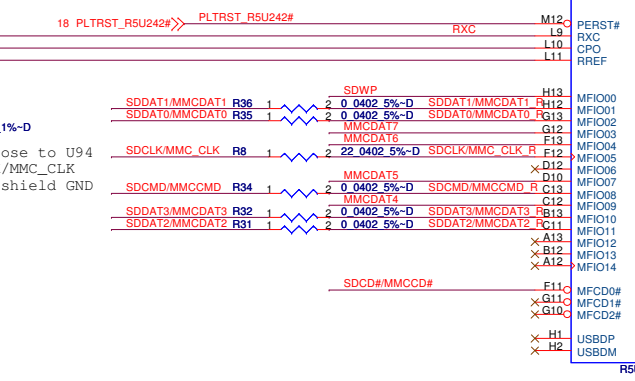
Date: Thursday, January 21, 2010 Sheet: 32 of 60

PROPRIETARY NOTE: THIS SHEET OF ENGINEERING DRAWING AND SPECIFICATIONS CONTAINS CONFIDENTIAL TRADE SECRET AND OTHER PROPRIETARY INFORMATION OF DELL INC. ("DELL") THIS DOCUMENT MAY NOT BE TRANSFERRED OR COPIED WITHOUT THE EXPRESS WRITTEN AUTHORIZATION OF DELL. IN ADDITION, NEITHER THIS SHEET NOR THE INFORMATION IT CONTAINS MAY BE USED BY OR DISCLOSED TO ANY THIRD PARTY WITHOUT DELL'S EXPRESS WRITTEN CONSENT.



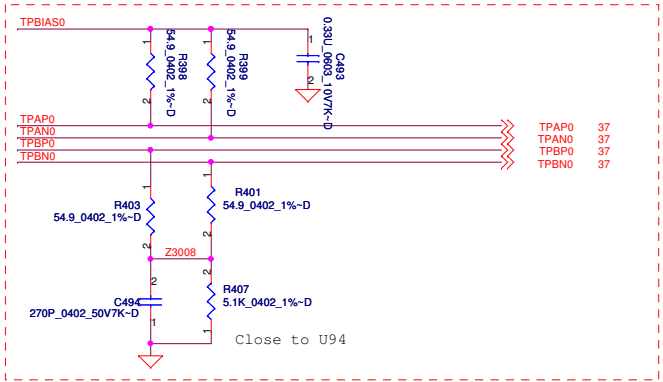
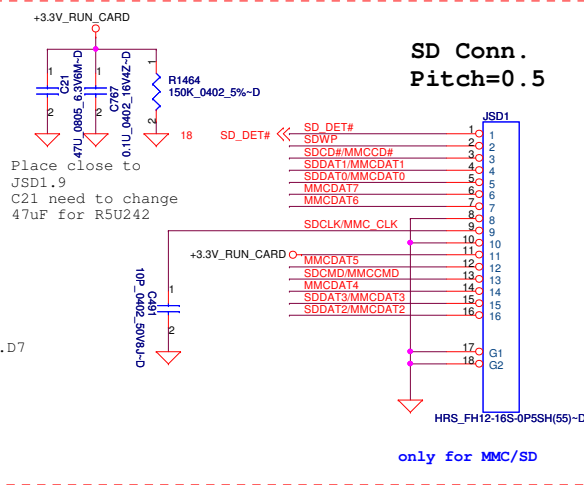
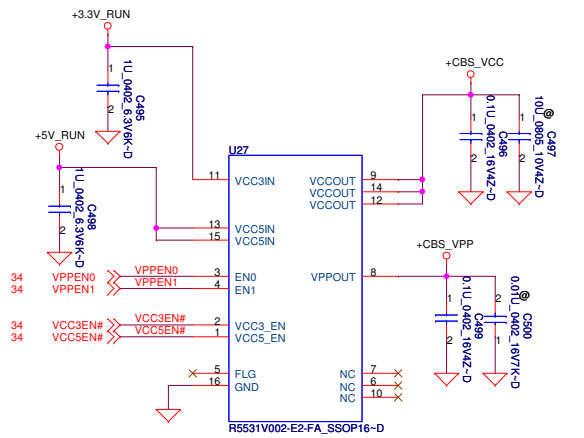
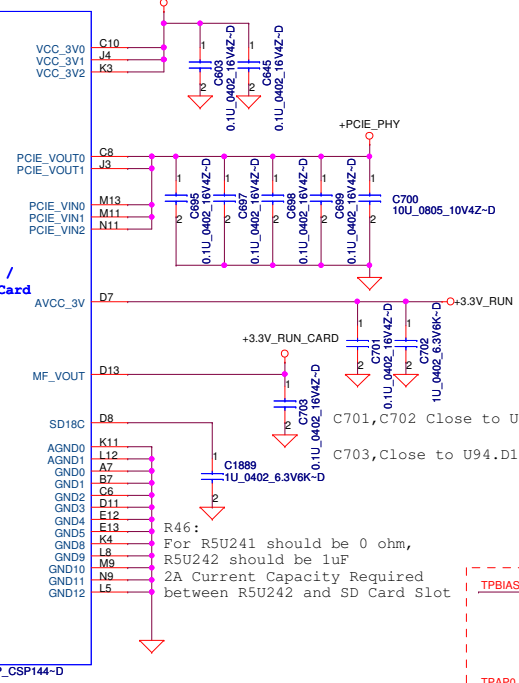


- C645, Close to U94.C10
- C603, Close to U94.J4/K3
- C695, Close to U94.M13
- C697, Close to U94.M11/N11
- C698, Close to U94.J3
- C699, Close to U94.C8



MFIO Pin Assignment Table

MFIO	SD8	XD	MS8
00	WP	D7	BS
01	D1	D6	-
02	D0	D5	D1
03	D7	D4	-
04	D6	D3	D5
05	CLK	D2	D0
06	-	D1	-
07	D5	D0	D4
08	CMD	WP#	D2
09	D4	WE#	D6
10	D3	ALE	D3
11	D2	CLE	-
12	-	CE#	-
13	-	RE#	D7
14	-	R/B#	CLK



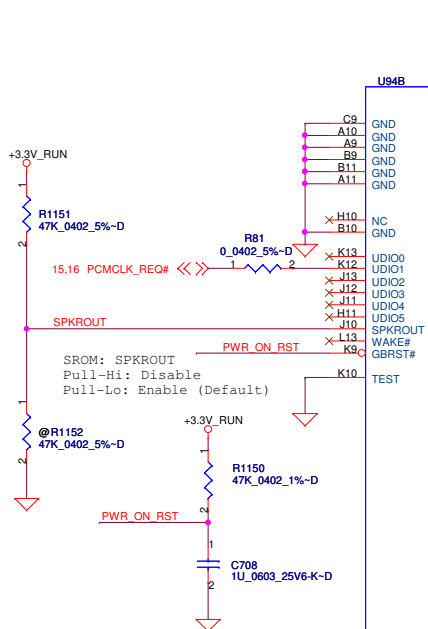
DELL CONFIDENTIAL/PROPRIETARY

Compal Electronics, Inc.



Title		R5U242 (1/2)	
Size	Document Number	LA-5571P	
Date:	Thursday, January 21, 2010	Sheet	33 of 60
Rev	0.1		

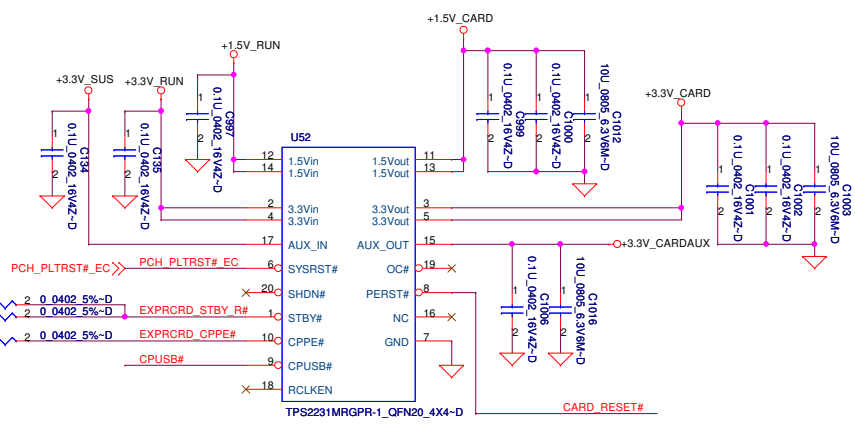
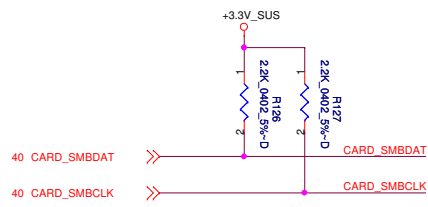
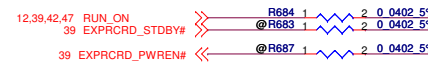
PROPRIETARY NOTE: THIS SHEET OF ENGINEERING DRAWING AND SPECIFICATIONS CONTAINS CONFIDENTIAL TRADE SECRET AND OTHER PROPRIETARY INFORMATION OF DELL INC. ("DELL") THIS DOCUMENT MAY NOT BE TRANSFERRED OR COPIED WITHOUT THE EXPRESS WRITTEN AUTHORIZATION OF DELL. IN ADDITION, NEITHER THIS SHEET NOR THE INFORMATION IT CONTAINS MAY BE USED BY OR DISCLOSED TO ANY THIRD PARTY WITHOUT DELL'S EXPRESS WRITTEN CONSENT.



**CARDBUS / MEDIA CARD / SD Card**

CADR25	L2	CBS CAD19
CADR24	K2	CBS CAD17
CADR23	H4	CBS CFRAME#
CADR22	J1	CBS CTRDY#
CADR21	G3	CBS CDEVSEL#
CADR20	F3	CBS CSTOP#
CADR19	G2	CBS CBLOCK#
CADR18	E2	CBS CAD18
CADR17	H3	CBS CCLK_R
CADR16	J2	CBS CIRDY#
CADR15	G1	CBS CPERR#
CADR14	F1	CBS CPAR
CADR13	K1	CBS CC/BE2#
CADR12	C2	CBS CAD12
CADR11	G3	CBS CAD9
CADR10	D2	CBS CAD7
CADR9	E3	CBS CC/BE1#
CADR8	M1	CBS CAD8
CADR7	L3	CBS CAD22
CADR6	M3	CBS CAD23
CADR5	N3	CBS CAD25
CADR4	N4	CBS CAD25
CADR3	M4	CBS CAD26
CADR2		
CADR1		
CADR0		

R410 Close to U94, CBS\_CCLK need shield GND



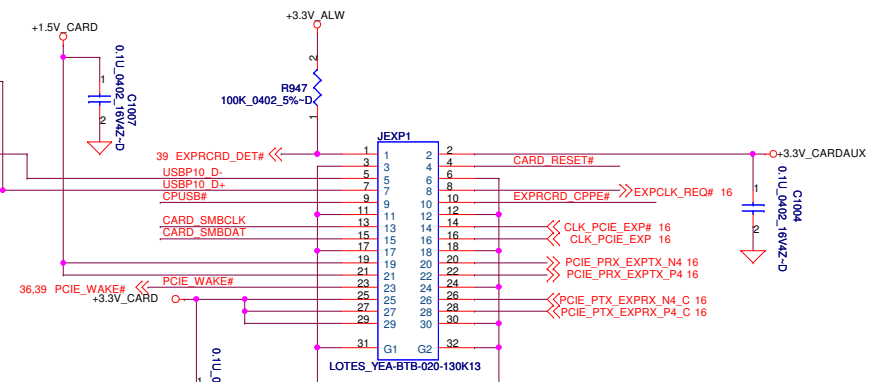
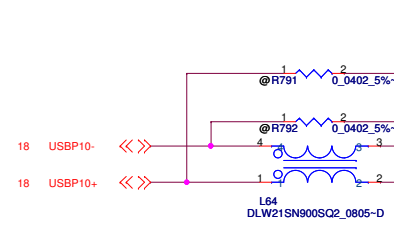
**Express Card BTB Conn.**

**+1.5V\_CARD: Max. 650mA, Average 500mA**  
**+3.3V\_CARD: Max. 1300mA, Average 1000mA**

Power-On-Reset: GBRST# (Global Reset)  
 Note: De-asserted BEFORE PERST# de-assertion

- 33 VPPEN1 VPPEN1 D9 VPPEN1
- 33 VPPEN0 VPPEN0 E10 VPPEN0
- 33 VCC3EN# VCC3EN# F10 VCC3EN#
- 33 VCC5EN# VCC5EN# E11 VCC5EN#

R5U242-ES3-CSP144P\_CSP144-D



CBS CAD0	1	GND1	35	GND3	35	CBS CCD1#
CBS CAD1	2	CAD0	36	CCD1#	36	CBS CAD2
CBS CAD2	3	CAD1	37	CAD2	37	CBS CAD4
CBS CAD3	4	CAD2	38	CAD3	38	CBS CAD4
CBS CAD5	5	CAD3	39	CAD4	39	CBS CAD6
CBS CAD6	6	CAD4	40	CAD5	40	CBS DATA14
CBS CC/BE0#	7	CAD5	41	CB_D14	41	CBS CAD8
CBS CC/BE0#	8	CAD6	42	CAD6	42	CBS CAD10
CBS CAD9	9	CAD7	43	CAD7	43	CBS CVS1
CBS CAD11	10	CB_E0#	44	CAD8	44	CBS CVS1
CBS CAD12	11	CAD9	45	CAD9	45	CBS CAD15
CBS CAD14	12	CAD10	46	CAD10	46	CBS CAD16
CBS CC/BE1#	13	CAD11	47	CAD11	47	CBS DATA18
CBS CPAR	14	CAD12	48	CAD12	48	CBS DATA18
CBS CPERR#	15	CAD14	49	CAD13	49	CBS CBLOCK#
CBS CGNT#	16	CPAR	50	CAD14	50	CBS CSTOP#
CBS CINT#	17	CPERR#	51	CB_D18	51	CBS CDEVSEL#
VCC	18	CSTOP#	52	CLOCK#	52	
+CBS_VCC	19	CINT#	53	CSTOP#	53	
+CBS_VPP0	20	VCC	54	CDEVSEL#	54	
CBS_CCLK	21	VPP1	55	CCLK	55	CBS CTRDY#
CBS CIRDY#	22	CBS_CCLK	56	CTRDY#	56	CBS CFRAME#
CBS CC/BE2#	23	CBS CIRDY#	57	CFRAME#	57	CBS CAD17
CBS CAD18	24	CCBE2#	58	CAD17	58	CBS CAD17
CBS CAD20	25	CAD18	59	CAD18	59	CBS CAD19
CBS CAD21	26	CBS CAD20	60	CAD19	60	CBS CVS2
CBS CAD22	27	CAD20	61	CVS2	61	CBS CRST#
CBS CAD24	28	CAD21	62	CRST#	62	CBS CRST#
CBS CAD25	29	CAD22	63	CSERR#	63	CBS CSERR#
CBS CAD26	30	CAD23	64	CREQ#	64	CBS CSERR#
CBS CAD27	31	CAD24	65	CAD23	65	CBS CREQ#
CBS CAD29	32	CBS CAD26	66	CAD24	66	CBS CC/BE3#
CBS DATA2	33	CBS CAD27	67	CAUDIO	67	CBS CAUDIO
CBS_CCLKRUN#	34	CBS CAD29	68	CSTSCHG	68	CBS CSTSCHNG
		CB_D2	69	CAD28	69	CBS CAD28
		CCLKRUN#	70	CAD27	70	CBS CAD30
				CAD29	71	CBS CAD31
				CB_D2	72	CBS CAD28
				CAD31		
				CAD30		
				CB_D2		
				CAD31		
				CAD2#		
				GND2		
				GND4		
				GND5		
				GND6		
				GND7		
				GND8		

MOLEX\_48315-0013\_RT

PROPRIETARY NOTE: THIS SHEET OF ENGINEERING DRAWING AND SPECIFICATIONS CONTAINS CONFIDENTIAL TRADE SECRET AND OTHER PROPRIETARY INFORMATION OF DELL INC. ("DELL") THIS DOCUMENT MAY NOT BE TRANSFERRED OR COPIED WITHOUT THE EXPRESS WRITTEN AUTHORIZATION OF DELL. IN ADDITION, NEITHER THIS SHEET NOR THE INFORMATION IT CONTAINS MAY BE USED BY OR DISCLOSED TO ANY THIRD PARTY WITHOUT DELL'S EXPRESS WRITTEN CONSENT.

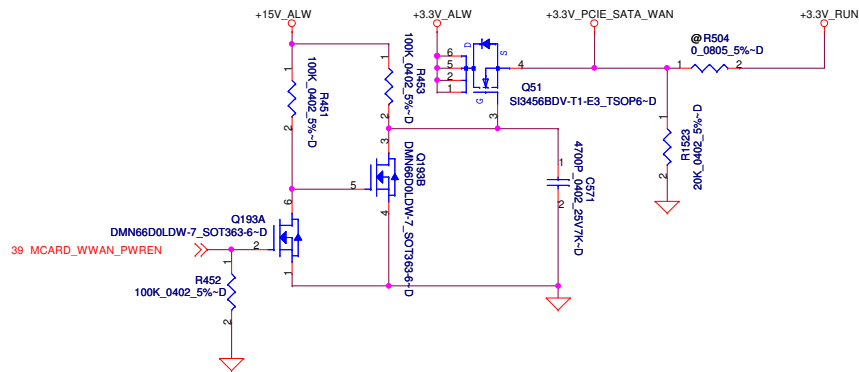


**DELL CONFIDENTIAL/PROPRIETARY**

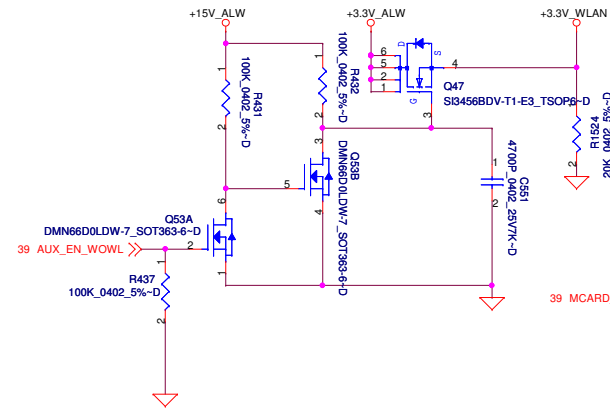
Compal Electronics, Inc.

Title		
RSU242 (2/2)		
Size	Document Number	Rev
	LA-571P	0.1
Date:	Thursday, January 21, 2010	Sheet 34 of 60

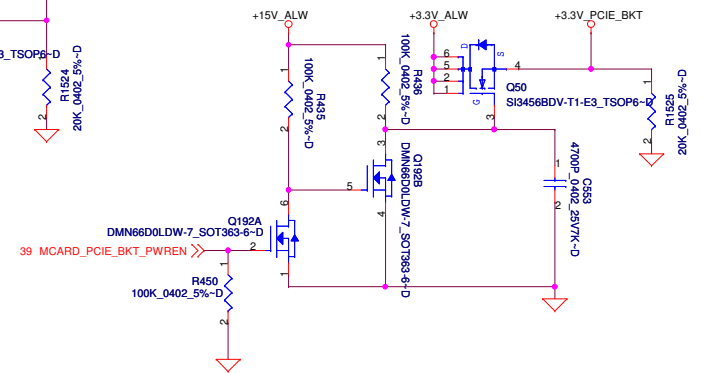
### Power Control for Mini card1



### Power Control for Mini card2



### Power Control for Mini card3



PROPRIETARY NOTE: THIS SHEET OF ENGINEERING DRAWING AND SPECIFICATIONS CONTAINS CONFIDENTIAL TRADE SECRET AND OTHER PROPRIETARY INFORMATION OF DELL INC. ("DELL"). THIS DOCUMENT MAY NOT BE TRANSFERRED OR COPIED WITHOUT THE EXPRESS WRITTEN AUTHORIZATION OF DELL. IN ADDITION, NEITHER THIS SHEET NOR THE INFORMATION IT CONTAINS MAY BE USED BY OR DISCLOSED TO ANY THIRD PARTY WITHOUT DELL'S EXPRESS WRITTEN CONSENT.



DELL CONFIDENTIAL/PROPRIETARY

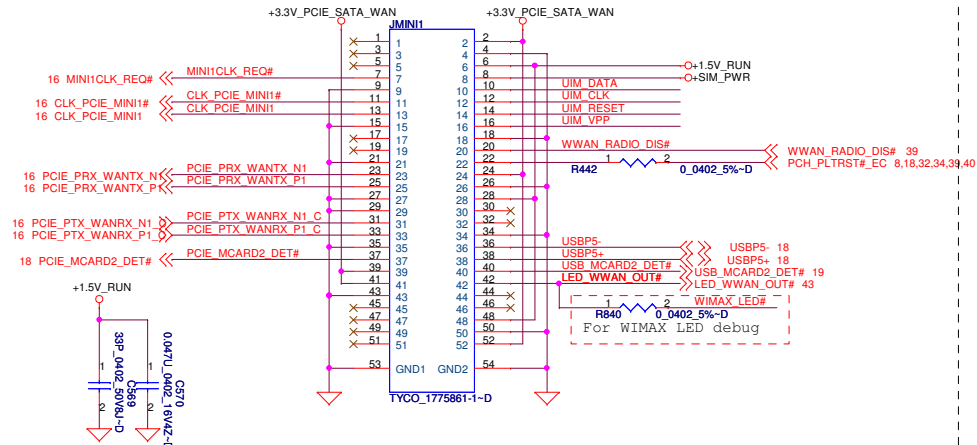
Compal Electronics, Inc.

Title **PCIE PWR**

Size **LA-5571P** Rev **0.1**

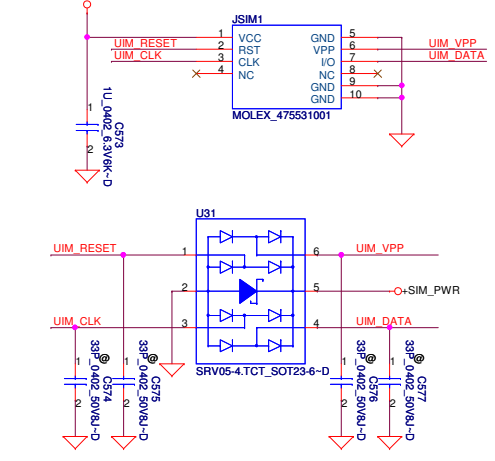
Date: Thursday, January 21, 2010 Sheet 35 of 60

## Mini WWAN H=5.2

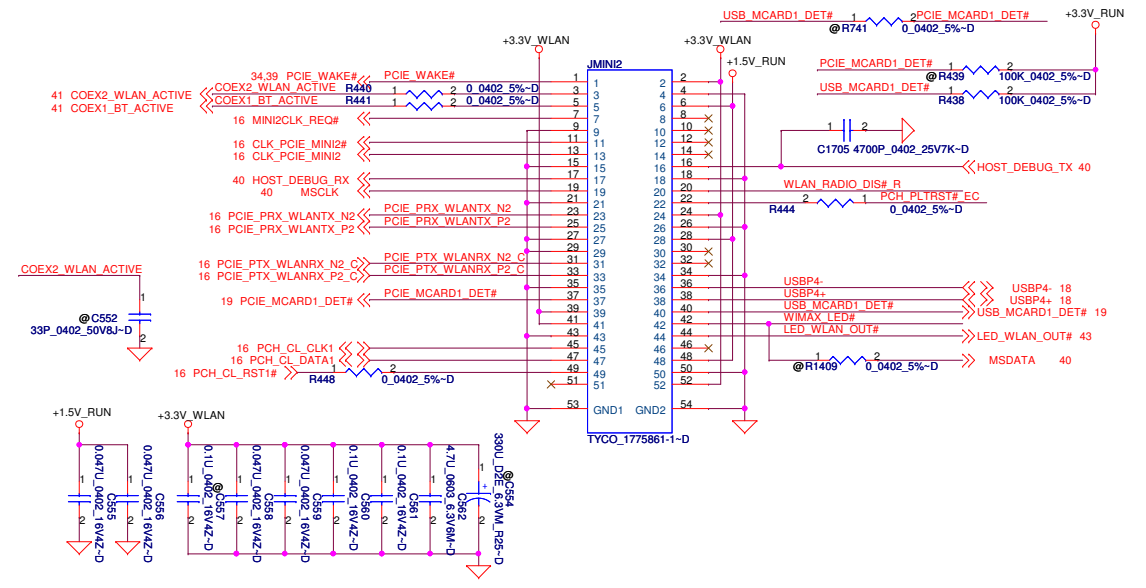


PWR Rail	Voltage Tolerance	Primary Power		Aux Power
		Peak	Normal	Normal
+3.3V	+/-9%	1000	750	
+3.3Vaux	+/-9%	330	250	250 (Wake enable) 5 (Not wake enable)
+1.5V	+/-5%	500	375	NA

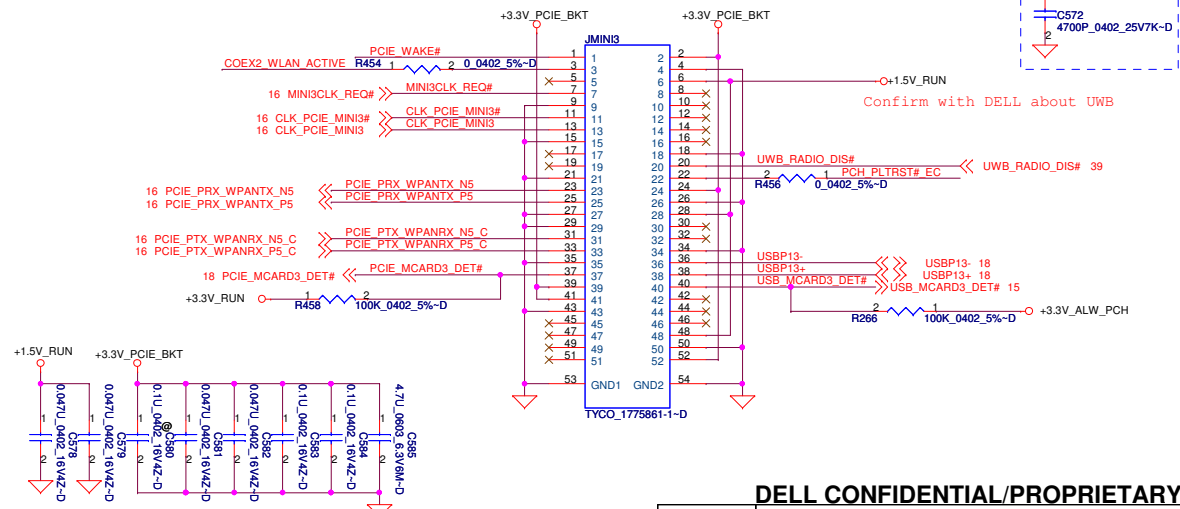
## SIM Card Push-Push



## Mini WLAN H=4



## PCIE/BKT Card H=4



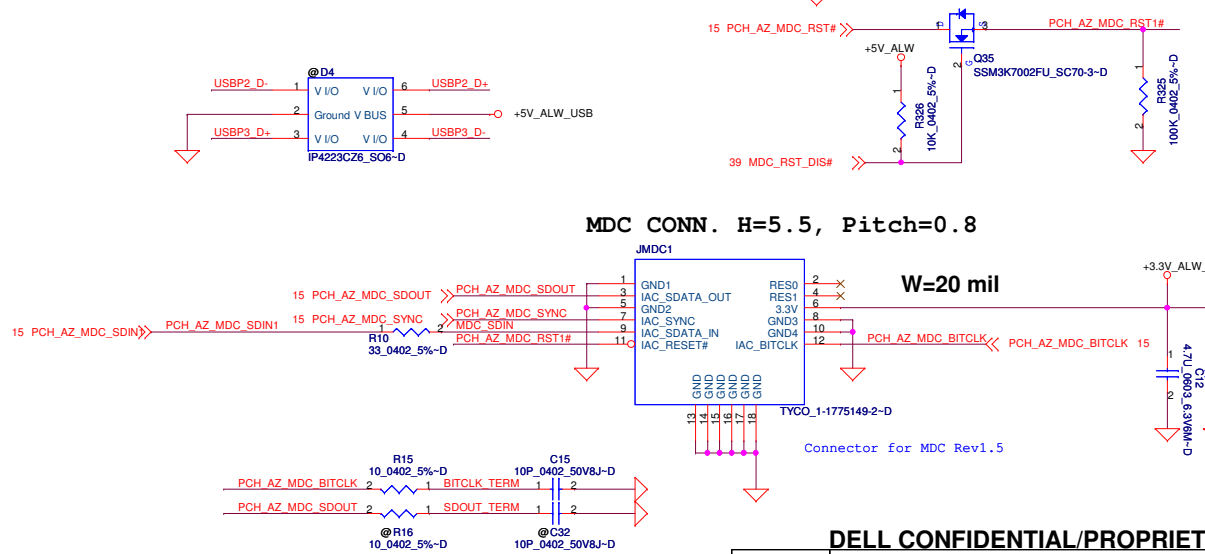
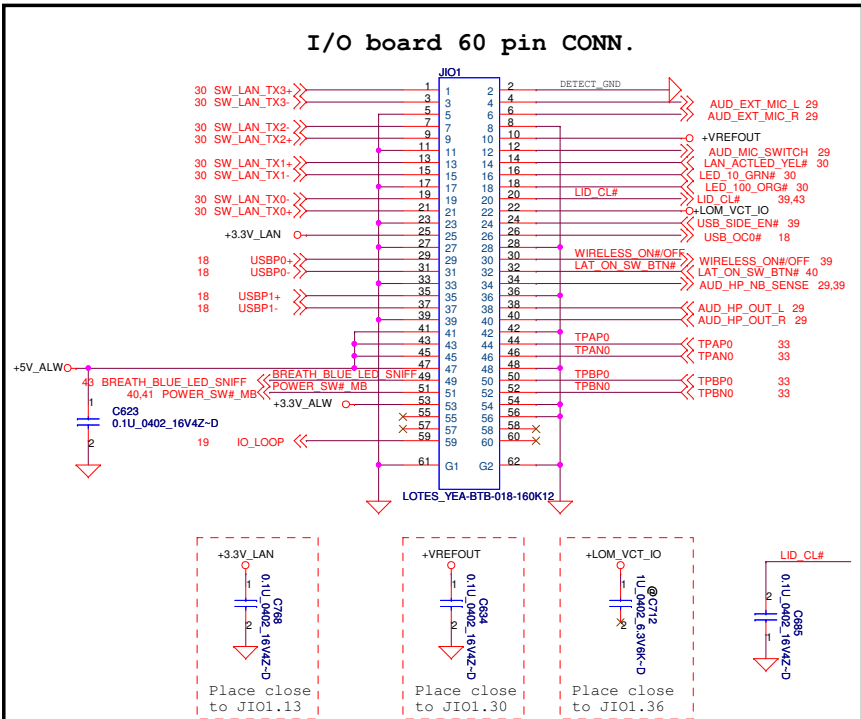
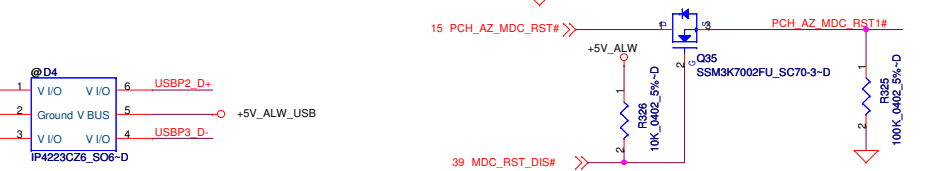

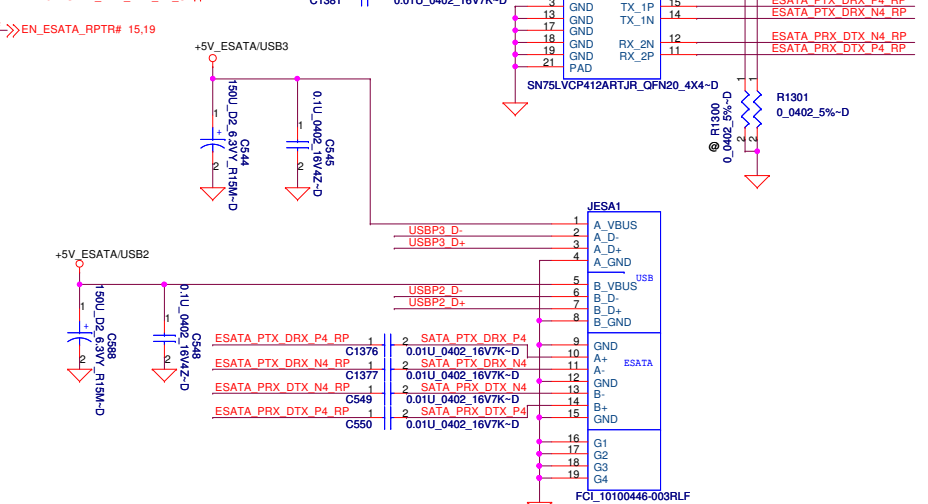
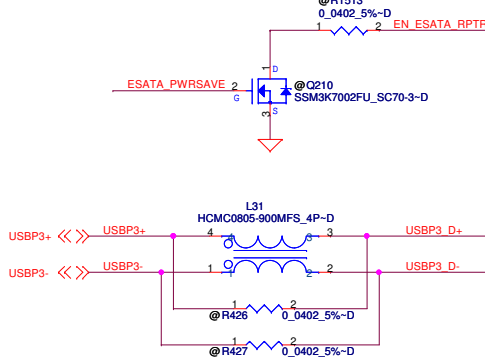
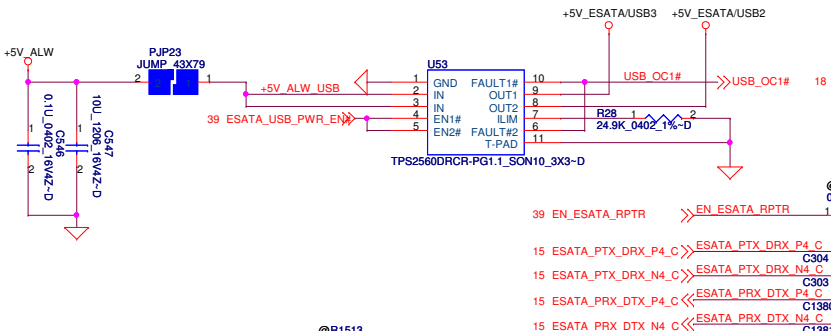
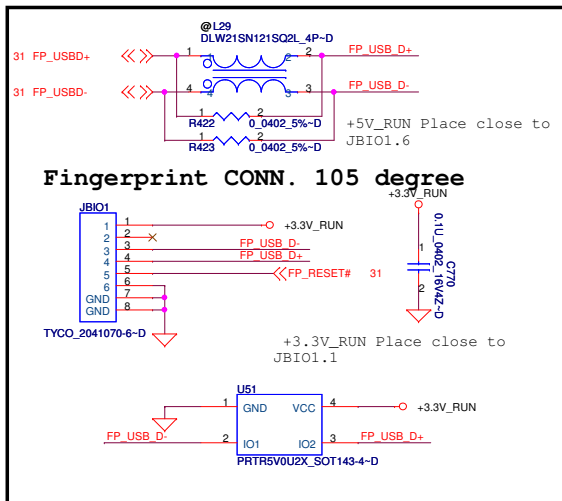
PROPRIETARY NOTE: THIS SHEET OF ENGINEERING DRAWING AND SPECIFICATIONS CONTAINS CONFIDENTIAL TRADE SECRET AND OTHER PROPRIETARY INFORMATION OF DELL INC. ("DELL"). THIS DOCUMENT MAY NOT BE TRANSFERRED OR COPIED WITHOUT THE EXPRESS WRITTEN AUTHORIZATION OF DELL. IN ADDITION, NEITHER THIS SHEET NOR THE INFORMATION IT CONTAINS MAY BE USED BY OR DISCLOSED TO ANY THIRD PARTY WITHOUT DELL'S EXPRESS WRITTEN CONSENT.



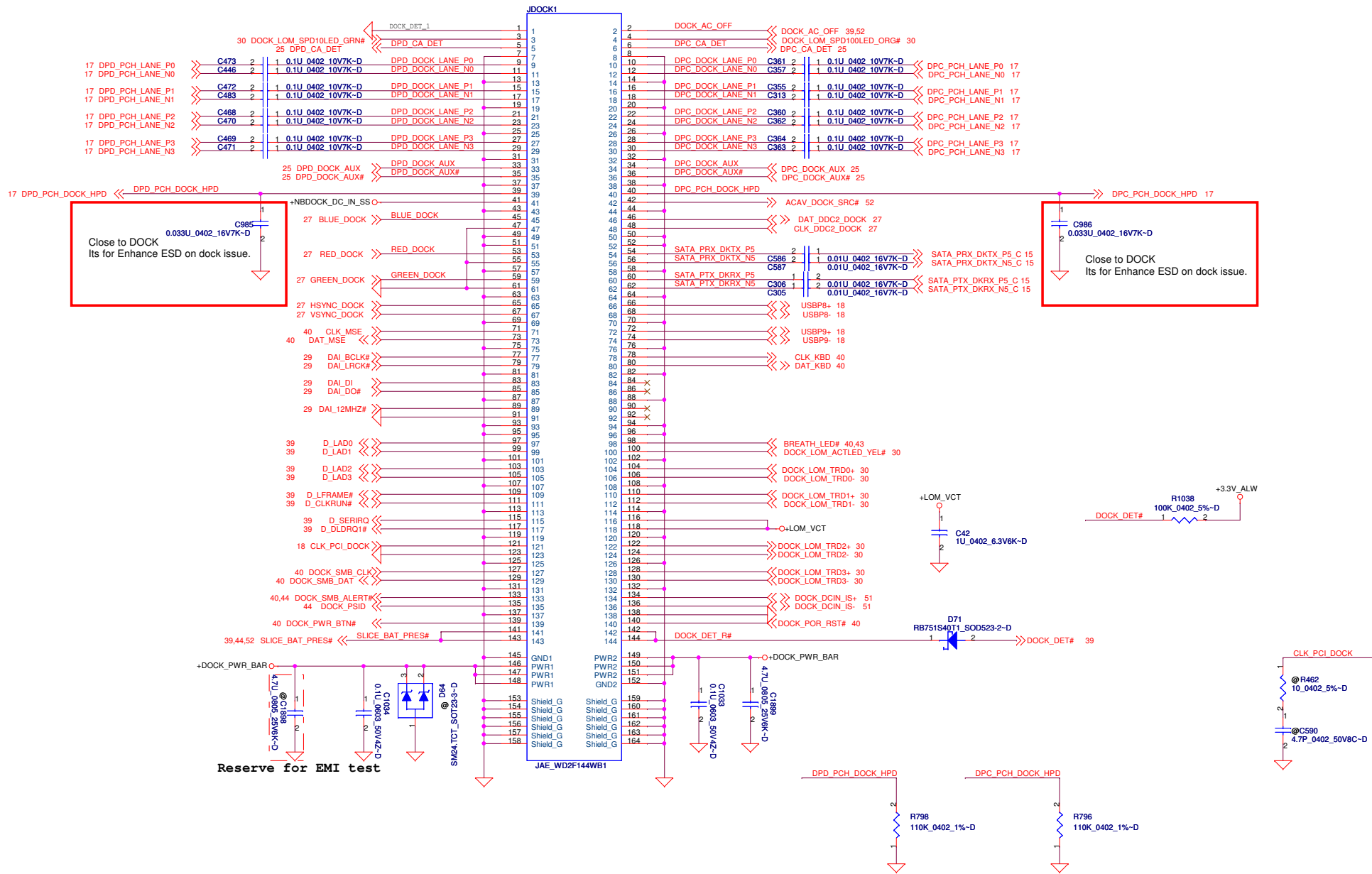
DELL CONFIDENTIAL/PROPRIETARY

Compal Electronics, Inc.

Title			Mini Card		
Size	Document Number	LA-5571P		Rev	0.1
Date:	Thursday, January 21, 2010	Sheet	36	of	60



PROPRIETARY NOTE: THIS SHEET OF ENGINEERING DRAWING AND SPECIFICATIONS CONTAINS CONFIDENTIAL TRADE SECRET AND OTHER PROPRIETARY INFORMATION OF DELL INC. ("DELL"). THIS DOCUMENT MAY NOT BE TRANSFERRED OR COPIED WITHOUT THE EXPRESS WRITTEN AUTHORIZATION OF DELL. IN ADDITION, NEITHER THIS SHEET NOR THE INFORMATION IT CONTAINS MAY BE USED BY OR DISCLOSED TO ANY THIRD PARTY WITHOUT DELL'S EXPRESS WRITTEN CONSENT.



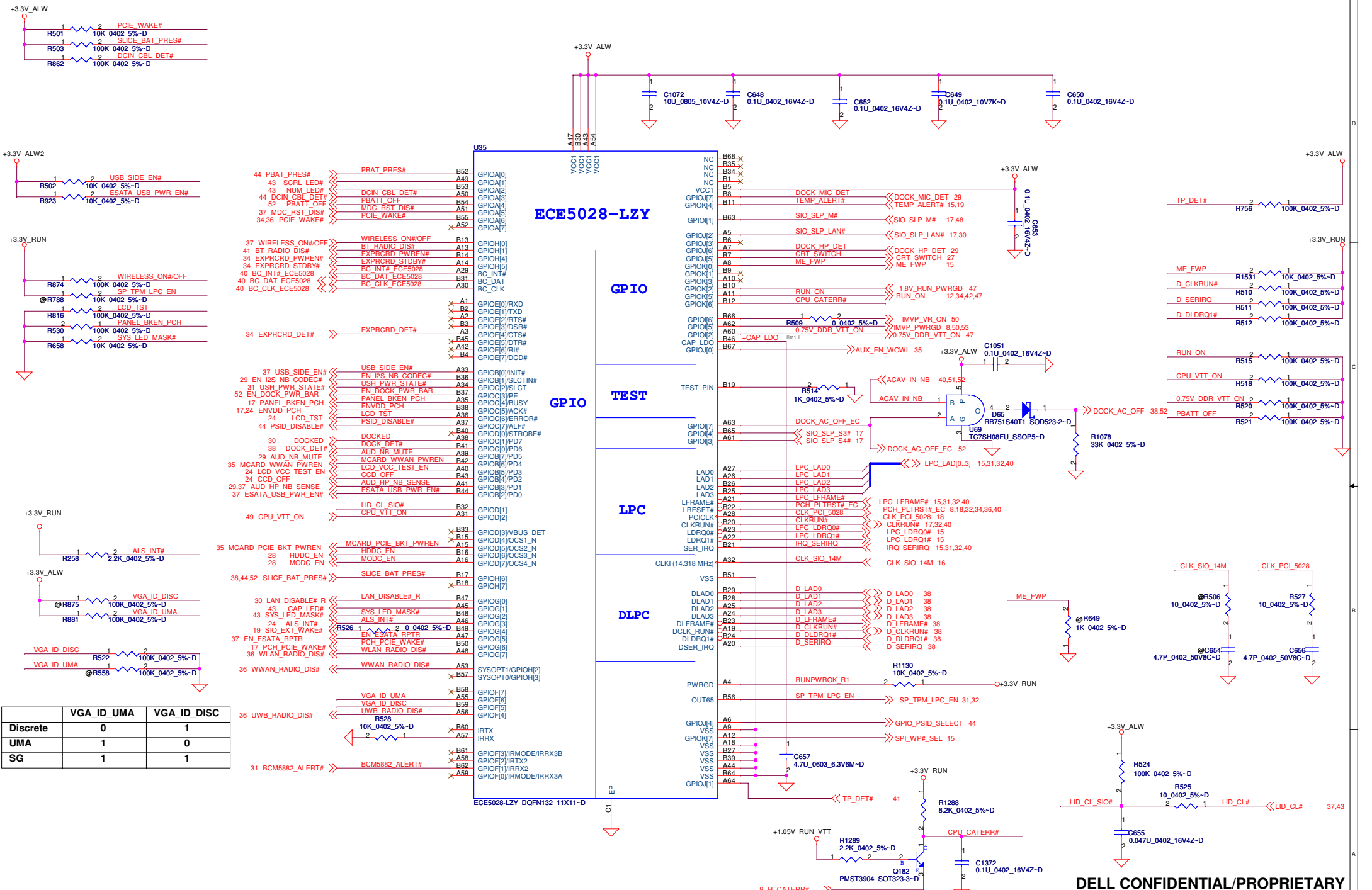
Close to DOCK  
Its for Enhance ESD on dock issue.

Close to DOCK  
Its for Enhance ESD on dock issue.

Reserve for EMI test

PROPRIETARY NOTE: THIS SHEET OF ENGINEERING DRAWING AND SPECIFICATIONS CONTAINS CONFIDENTIAL TRADE SECRET AND OTHER PROPRIETARY INFORMATION OF DELL INC. ("DELL") THIS DOCUMENT MAY NOT BE TRANSFERRED OR COPIED WITHOUT THE EXPRESS WRITTEN AUTHORIZATION OF DELL. IN ADDITION, NEITHER THIS SHEET NOR THE INFORMATION IT CONTAINS MAY BE USED BY OR DISCLOSED TO ANY THIRD PARTY WITHOUT DELL'S EXPRESS WRITTEN CONSENT.

<b>Compal Electronics, Inc.</b>			
<b>DOCKING CONN</b>			
<b>LA-5571P</b>			
Date:	Thursday, January 21, 2010	Sheet	38 of 60
Size	Document Number	Rev	0.1



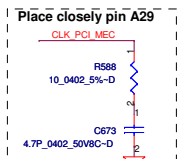
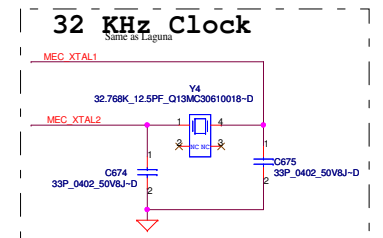
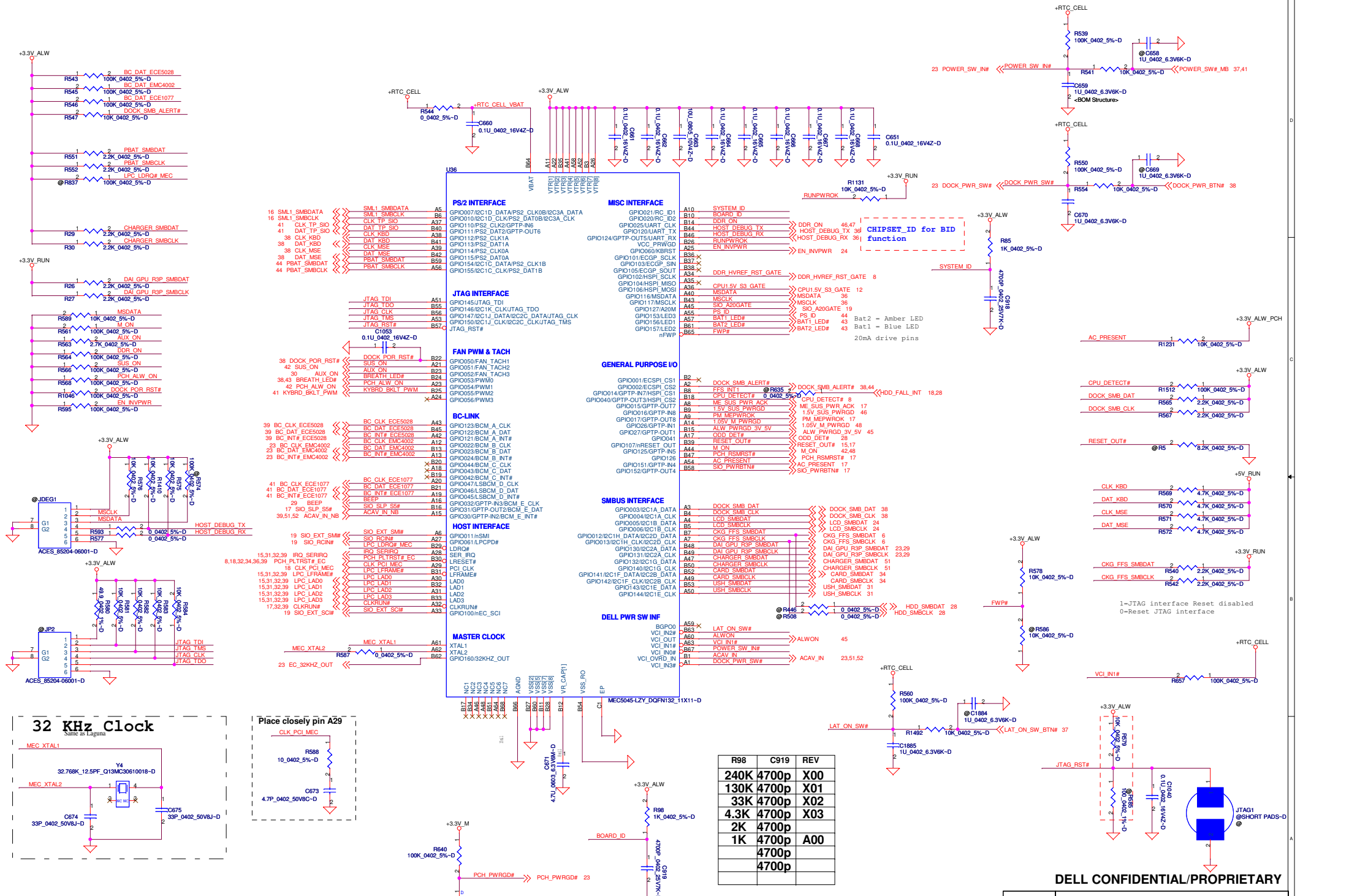
	VGA_ID_UMA	VGA_ID_DISC
Discrete	0	1
UMA	1	0
SG	1	1

DELL CONFIDENTIAL/PROPRIETARY

PROPRIETARY NOTE: THIS SHEET OF ENGINEERING DRAWING AND SPECIFICATIONS CONTAINS CONFIDENTIAL TRADE SECRET AND OTHER PROPRIETARY INFORMATION OF DELL INC. ("DELL"). THIS DOCUMENT MAY NOT BE TRANSMITTED OR COPIED WITHOUT THE EXPRESS WRITTEN AUTHORIZATION OF DELL. IN ADDITION, NEITHER THIS SHEET NOR THE INFORMATION IT CONTAINS MAY BE USED BY OR DISCLOSED TO ANY THIRD PARTY WITHOUT DELL'S EXPRESS WRITTEN CONSENT.



<b>Compal Electronics, Inc.</b>			
<b>ECE5028</b>			
Size	Document Number	Rev	
	<b>LA-5571P</b>	0.1	
Date:	Thursday, January 21, 2010	Sheet	39 of 60



R98	C919	REV
240K	4700p	X00
130K	4700p	X01
33K	4700p	X02
4.3K	4700p	X03
2K	4700p	A00
1K	4700p	
4700p		
4700p		

DELL CONFIDENTIAL/PROPRIETARY

**Compal Electronics, Inc.**

Title: **EMC5045**

Size: **LA-5571P**

Date: Thursday, January 21, 2010

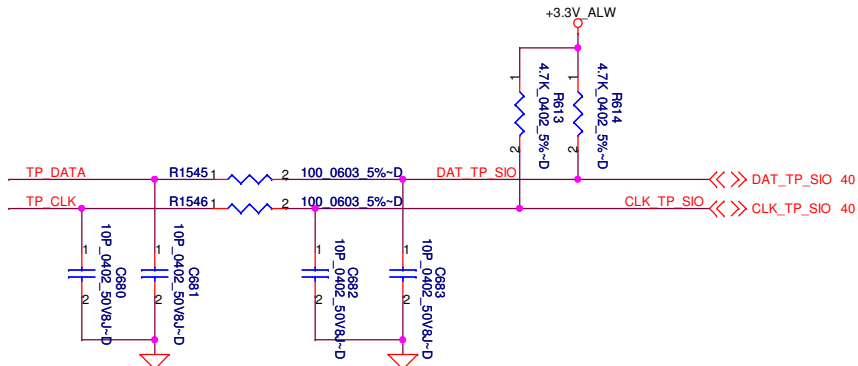
Sheet: 40 of 60

Rev: 0.1

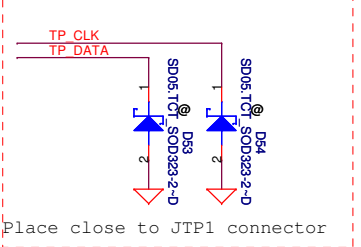
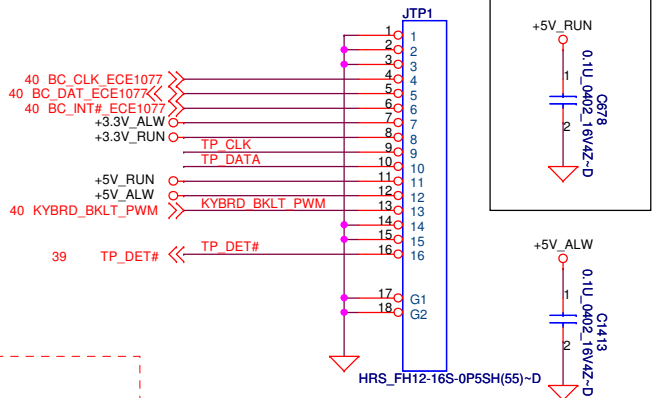
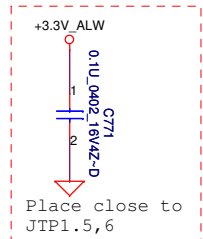
PROPRIETARY NOTE: THIS SHEET OF ENGINEERING DRAWING AND SPECIFICATIONS CONTAINS CONFIDENTIAL TRADE SECRET AND OTHER PROPRIETARY INFORMATION OF DELL INC. ("DELL"). THIS DOCUMENT MAY NOT BE TRANSFERRED OR COPIED WITHOUT THE EXPRESS WRITTEN AUTHORIZATION OF DELL. IN ADDITION, NEITHER THIS SHEET NOR THE INFORMATION IT CONTAINS MAY BE USED BY OR DISCLOSED TO ANY THIRD PARTY WITHOUT DELL'S EXPRESS WRITTEN CONSENT.



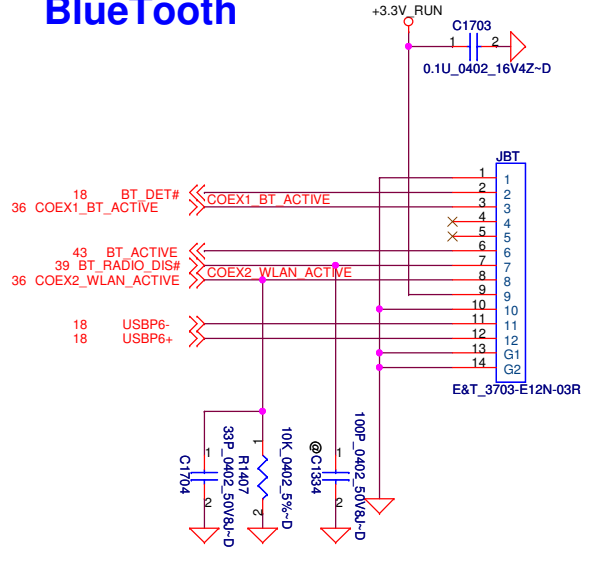
# Touch Pad



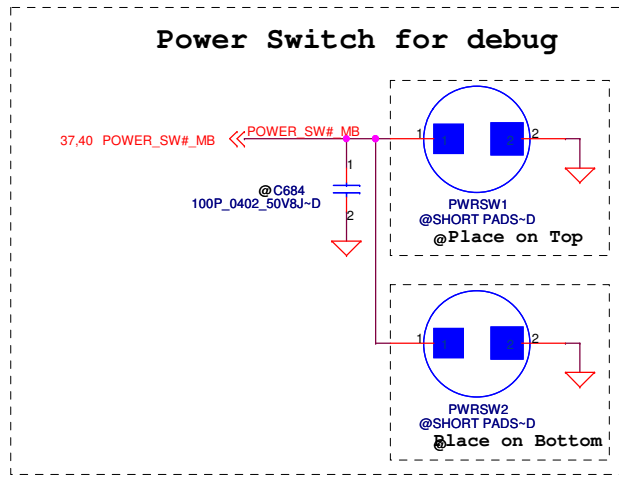
Touch Pad Conn. Pitch=0.5



# BlueTooth



# Power Switch for debug



**@FAN**

Part Number	Description
DC28A000800	FAN SET DAQ20 DC5V AB7405HB-HB3 ADDA

**@Speak**

Part Number	Description
PK230003Q0L	SPK PACK ZJX 2.0W 4 OHM FG

**@SM CARD BODY**

Part Number	Description
SP070007V0L	\$ SOCKET TYCO 1770551-1 10P H5.9 SMART

**@PCMCIA BODY**

Part Number	Description
DC000001Q0L	PCMCIA TYCO 1759096-1

**@MDC wire set cable**

Part Number	Description
DC02000CS0L	H-CONN SET 2GX MB-MDC

**@T/P wire set cable**

Part Number	Description
DC02000840L	H-CONN SET ZJX MB-B/T-TP-FP

**@LVDS cable**

Part Number	Description
DC020003Y0L	H-CONN SET ZJX MB-LCD 14 WXGA+ (-1ch)

**@LVDS cable**

Part Number	Description
DC02000870L	H-CONN SET ZJX MB-LCD 14 WXGA+ (-2ch)

**@RTC BATT**

Part Number	Description
GC20323MX00	BATT CR2032 3V 220MAH MAXELL

DELL CONFIDENTIAL/PROPRIETARY

Compal Electronics, Inc.

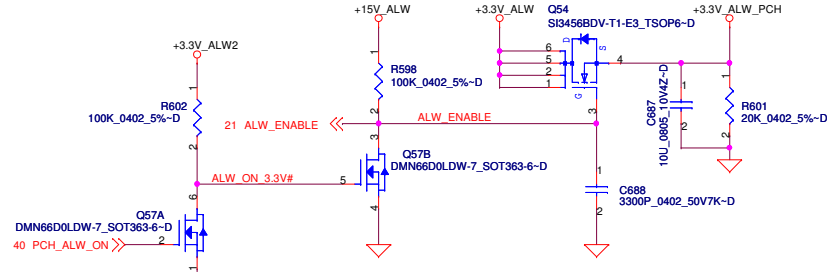
Title			Rev 0.1
Touch PAD/Int KB/LID			
Size	Document Number	LA-5571P	
Date:	Thursday, January 21, 2010	Sheet	41 of 60

PROPRIETARY NOTE: THIS SHEET OF ENGINEERING DRAWING AND SPECIFICATIONS CONTAINS CONFIDENTIAL TRADE SECRET AND OTHER PROPRIETARY INFORMATION OF DELL INC. ("DELL") THIS DOCUMENT MAY NOT BE TRANSFERRED OR COPIED WITHOUT THE EXPRESS WRITTEN AUTHORIZATION OF DELL. IN ADDITION, NEITHER THIS SHEET NOR THE INFORMATION IT CONTAINS MAY BE USED BY OR DISCLOSED TO ANY THIRD PARTY WITHOUT DELL'S EXPRESS WRITTEN CONSENT.

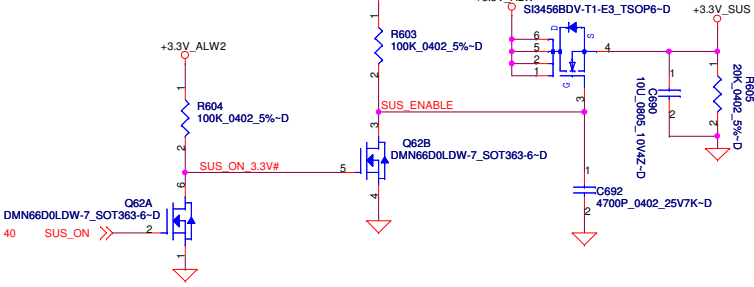


# DC/DC Interface

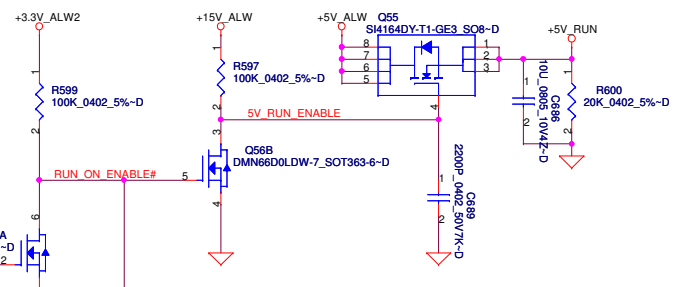
## +3.3V\_ALW\_PCH Source



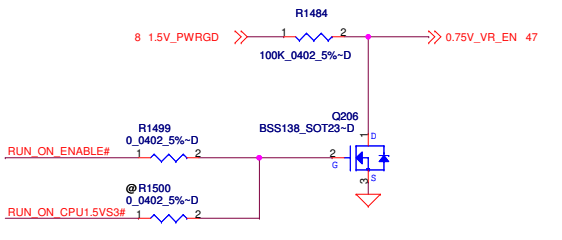
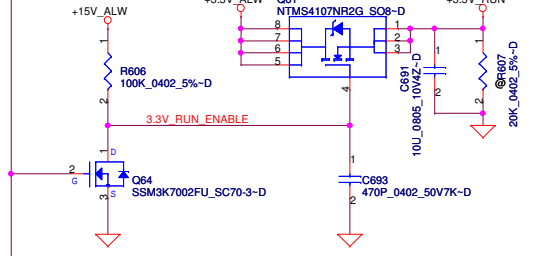
## +3.3V\_SUS Source



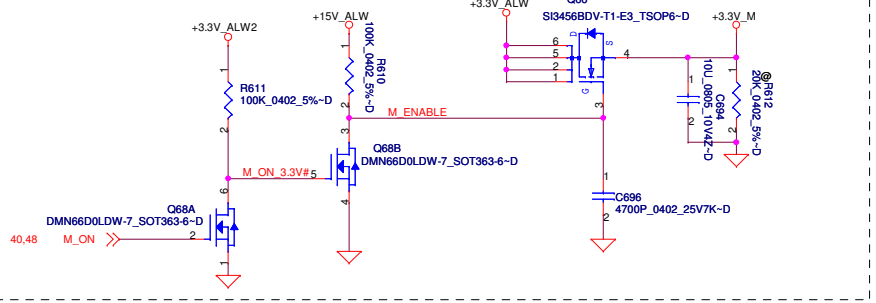
## +5VRUN Source



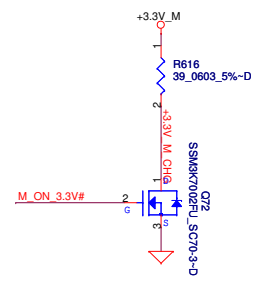
## +3.3V\_RUN Source



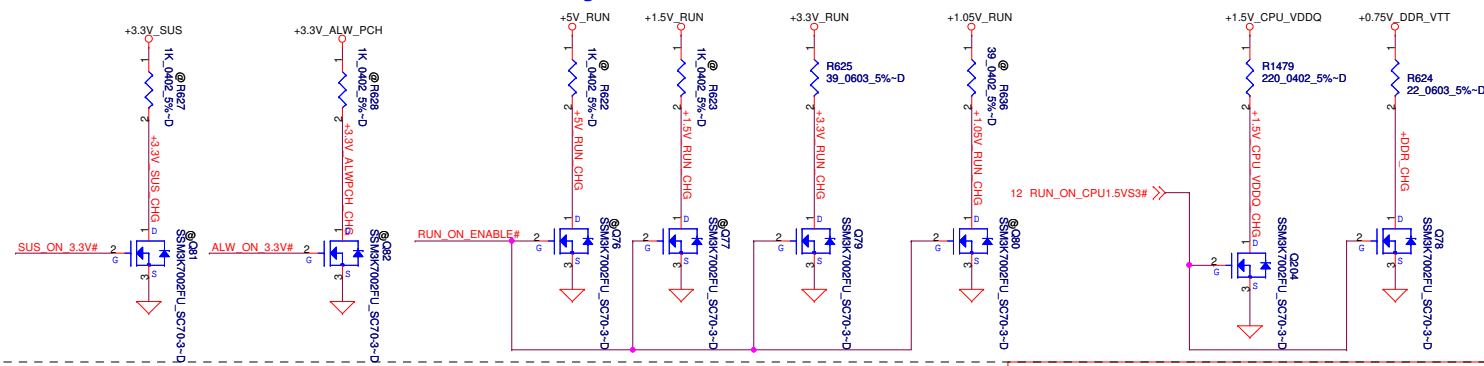
## +3.3VM Source



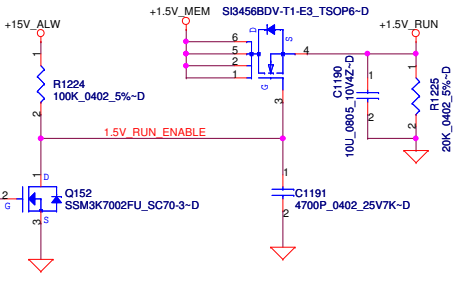
## Discharg Circuit



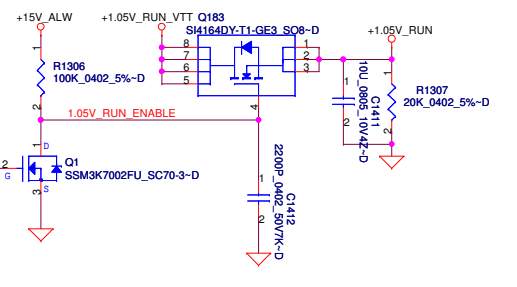
## Discharg Circuit



## +1.5V\_RUN Source



## +1.05V\_RUN Source



DELL CONFIDENTIAL/PROPRIETARY

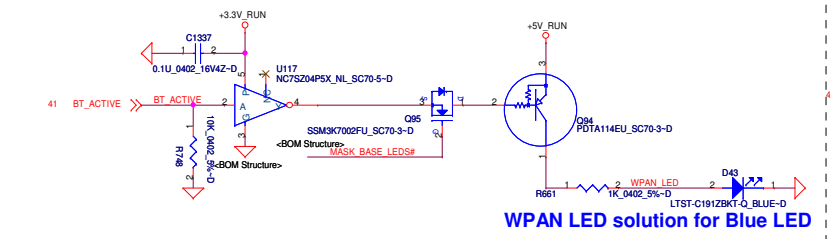
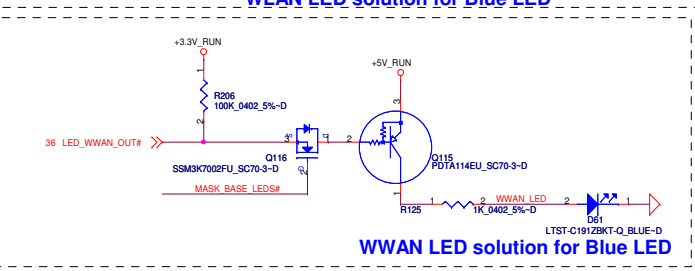
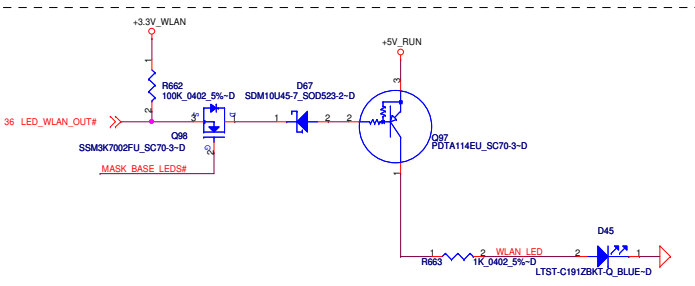
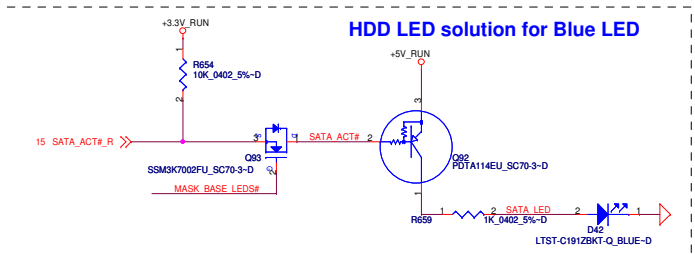
Compal Electronics, Inc.

POWER CONTROL

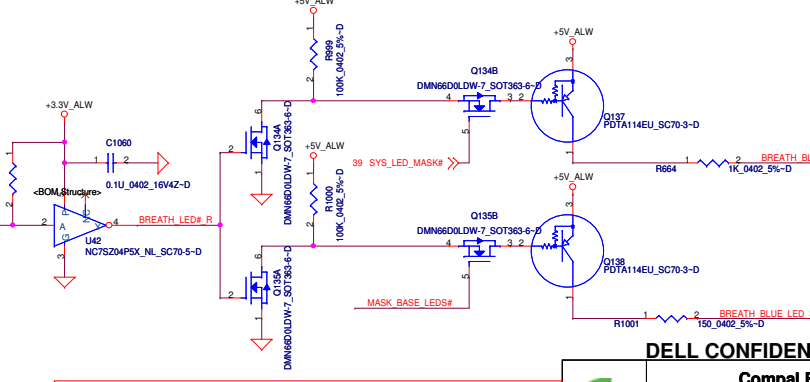
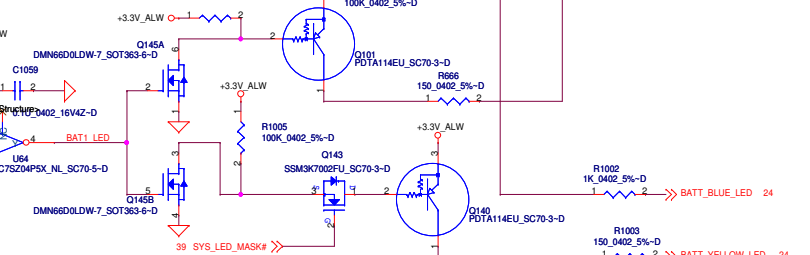
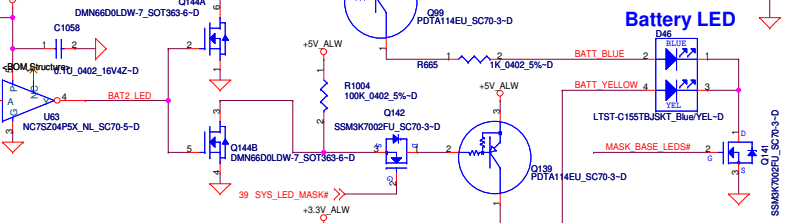
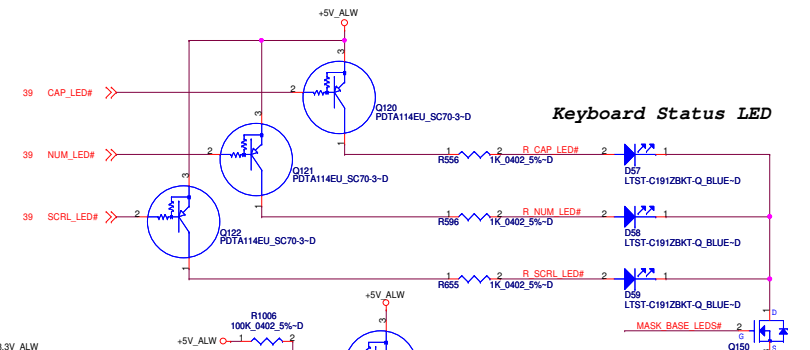
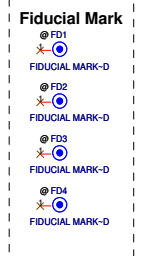
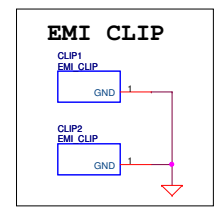
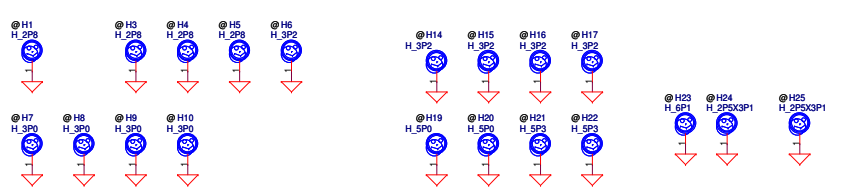

LA-5571P

Thursday, January 21, 2010 Sheet 42 of 60

PROPRIETARY NOTE: THIS SHEET OF ENGINEERING DRAWING AND SPECIFICATIONS CONTAINS CONFIDENTIAL TRADE SECRET AND OTHER PROPRIETARY INFORMATION OF DELL INC. ("DELL"). THIS DOCUMENT MAY NOT BE TRANSFERRED OR COPIED WITHOUT THE EXPRESS WRITTEN AUTHORIZATION OF DELL. IN ADDITION, NEITHER THIS SHEET NOR THE INFORMATION IT CONTAINS MAY BE USED BY OR DISCLOSED TO ANY THIRD PARTY WITHOUT DELL'S EXPRESS WRITTEN CONSENT.



LED Circuit Control Table		
	SYS_LED_MASK#	LID_CL#
Mask All LEDs (Sniffer Function)	0	X
Mask Base MB LEDs (Lid Closed)	1	0
Do not Mask LEDs (Lid Opened)	1	1



PROPRIETARY NOTE: THIS SHEET OF ENGINEERING DRAWING AND SPECIFICATIONS CONTAINS CONFIDENTIAL TRADE SECRET AND OTHER PROPRIETARY INFORMATION OF DELL EMC. ("DELL") THIS DOCUMENT MAY NOT BE TRANSFERRED OR COPIED WITHOUT THE EXPRESS WRITTEN AUTHORIZATION OF DELL. IN ADDITION, NEITHER THIS SHEET NOR THE INFORMATION IT CONTAINS MAY BE USED BY OR DISCLOSED TO ANY THIRD PARTY WITHOUT DELL'S EXPRESS WRITTEN CONSENT.

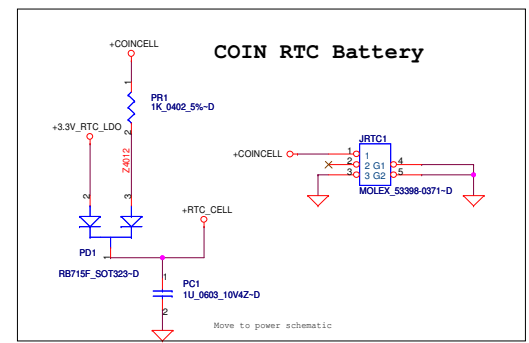
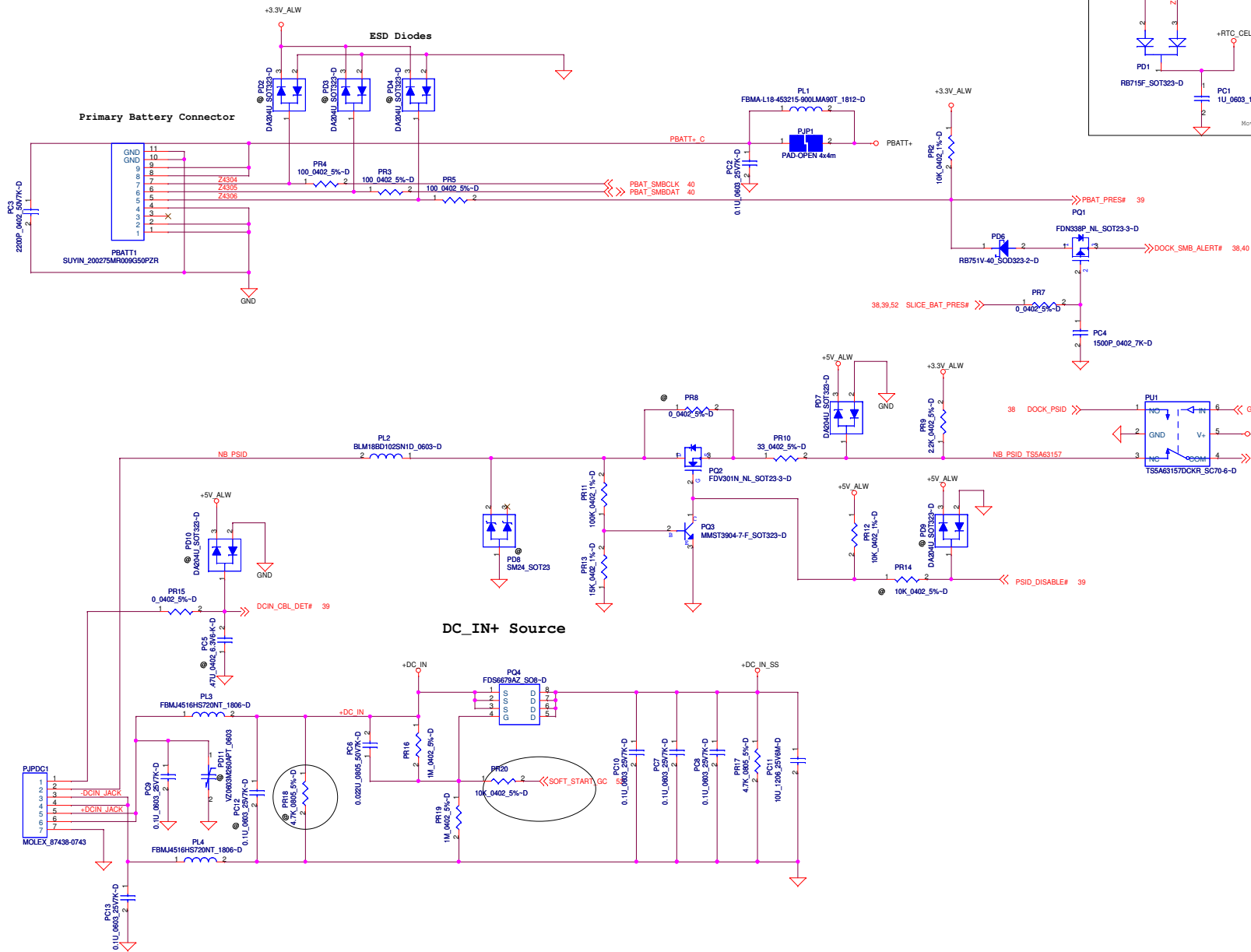
DELL CONFIDENTIAL/PROPRIETARY

**Compal Electronics, Inc.**

Title: **PAD and Standoff**

Size: Document Number **LA-5571P**

Date: Thursday, January 21, 2010 Sheet 43 of 60



DELL CONFIDENTIAL/PROPRIETARY

		<b>Compal Electronics, Inc.</b>	
		<b>+DCIN</b>	
Size	Document Number	Rev	0.1
<b>LA-5772P</b>			
Date:	Thursday, January 21, 2010	Sheet	44 of 60

THIS SHEET OF ENGINEERING DRAWING IS THE PROPRIETARY PROPERTY OF COMPAL ELECTRONICS, INC. AND CONTAINS CONFIDENTIAL AND TRADE SECRET INFORMATION. THIS SHEET MAY NOT BE TRANSFERRED FROM THE CUSTODY OF THE COMPETENT DIVISION OF R&D DEPARTMENT EXCEPT AS AUTHORIZED BY COMPAL ELECTRONICS, INC. NEITHER THIS SHEET NOR THE INFORMATION IT CONTAINS MAY BE USED BY OR DISCLOSED TO ANY THIRD PARTY WITHOUT PRIOR WRITTEN CONSENT OF COMPAL ELECTRONICS, INC.

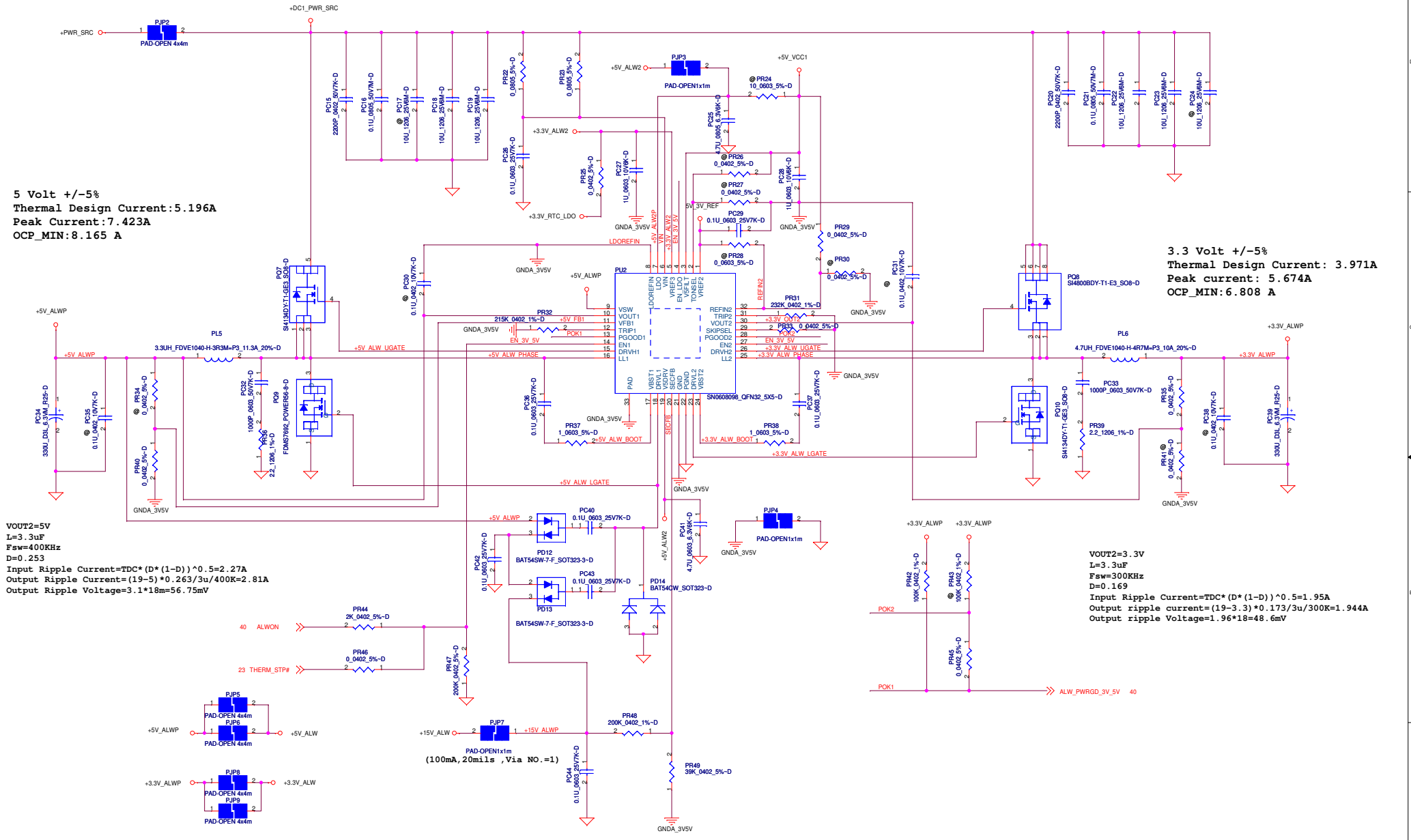
+3.3V\_ALWP / +5V\_ALWP / +5V\_ALW2 / +15V\_ALWP / +3.3V\_RTC\_LDO

5 Volt +/-5%  
 Thermal Design Current: 5.196A  
 Peak Current: 7.423A  
 OCP\_MIN: 8.165 A


3.3 Volt +/-5%  
 Thermal Design Current: 3.971A  
 Peak current: 5.674A  
 OCP\_MIN: 6.808 A

VOUT2=5V  
 L=3.3uF  
 Fsw=400KHz  
 D=0.253  
 Input Ripple Current=TDC\*(D\*(1-D))^0.5=2.27A  
 Output Ripple Current=(19-5)\*0.263/3u/400K=2.81A  
 Output Ripple Voltage=3.1\*18m=56.75mV

VOUT2=3.3V  
 L=3.3uF  
 Fsw=300KHz  
 D=0.169  
 Input Ripple Current=TDC\*(D\*(1-D))^0.5=1.95A  
 Output ripple current=(19-3.3)\*0.173/3u/300K=1.944A  
 Output ripple Voltage=1.96\*18=48.6mV

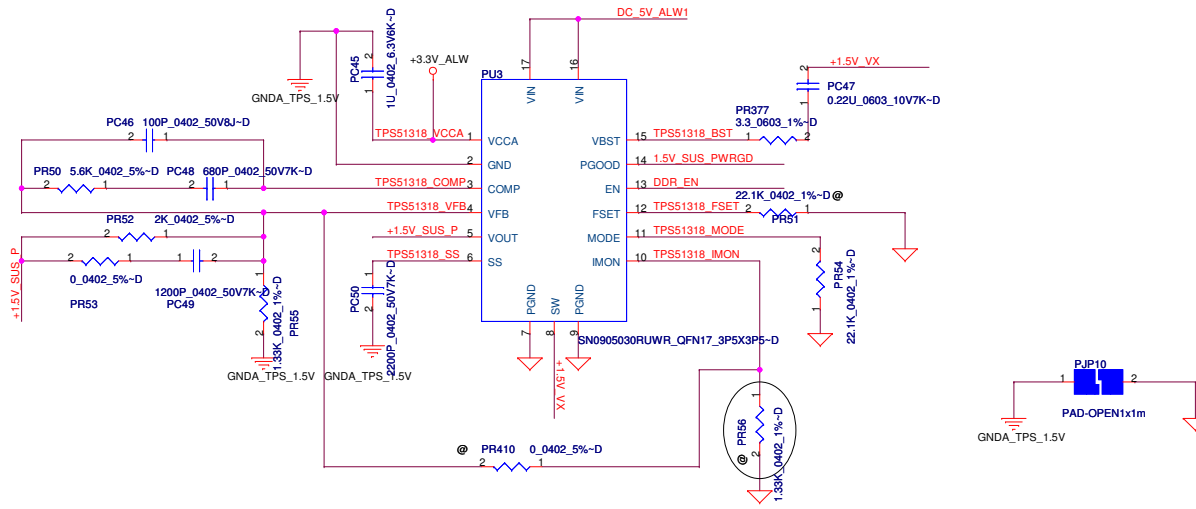


DELL CONFIDENTIAL/PROPRIETARY

		Title <b>DC/DC +3V/ +5V</b>	
		Size Document Number <b>LA-5772P</b>	Rev 0.1
Date: Thursday, January 21, 2010		Sheet 45	of 60

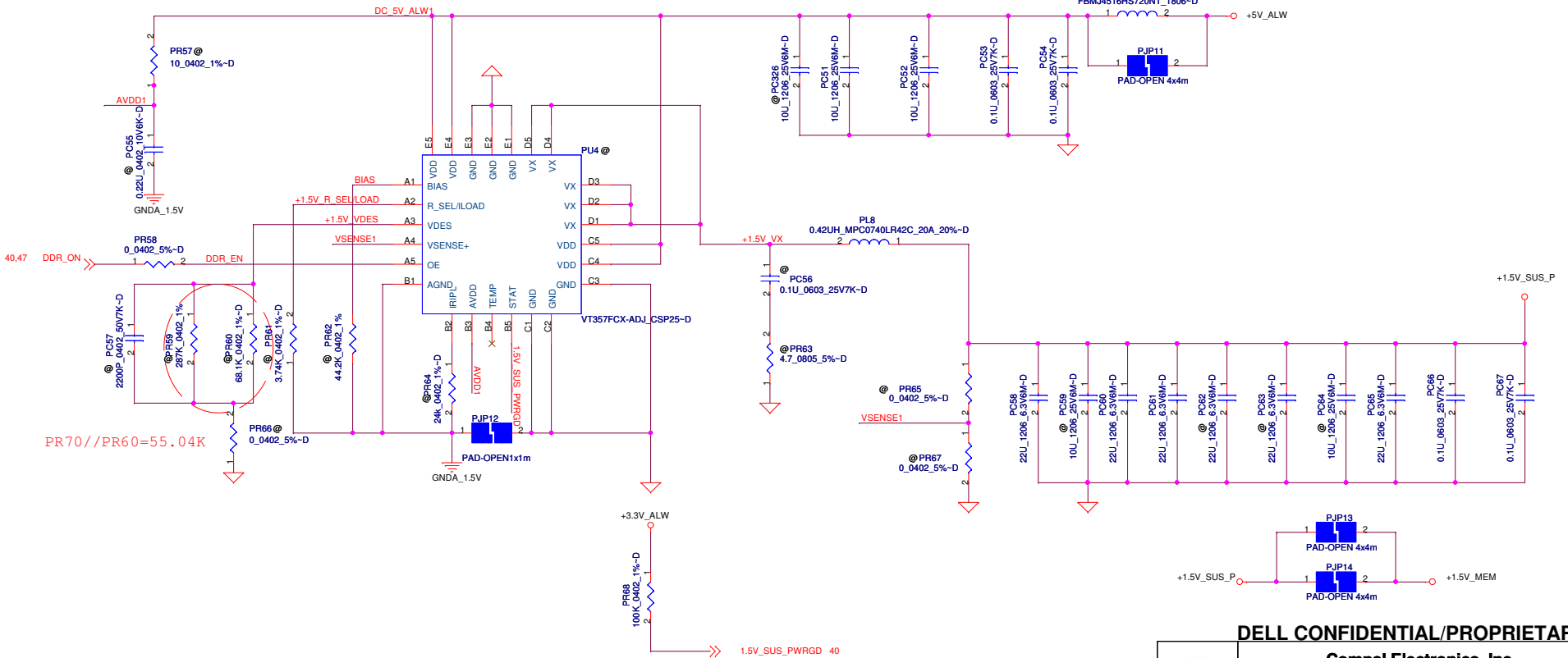
THIS SHEET OF ENGINEERING DRAWING IS THE PROPRIETARY PROPERTY OF COMPAL ELECTRONICS, INC. AND CONTAINS CONFIDENTIAL AND TRADE SECRET INFORMATION. THIS SHEET MAY NOT BE TRANSFERRED FROM THE CUSTODY OF THE COMPETENT DIVISION OF R&D DEPARTMENT EXCEPT AS AUTHORIZED BY COMPAL ELECTRONICS, INC. NEITHER THIS SHEET NOR THE INFORMATION IT CONTAINS

**+1.5V\_SUS\_P (TPS51318)**



1.5 Volt +/-5%  
 Thermal Design Current: 7.876A  
 Peak current: 11.251A  
 OCP\_MIN:12.376A

**+1.5V\_SUS\_P (VT356)**



PROPRIETARY NOTE: THIS SHEET OF ENGINEERING DRAWING AND SPECIFICATIONS CONTAINS CONFIDENTIAL TRADE SECRET AND OTHER PROPRIETARY INFORMATION OF DELL INC. ("DELL"). THIS DOCUMENT MAY NOT BE TRANSFERRED OR COPIED WITHOUT THE EXPRESS WRITTEN AUTHORIZATION OF DELL. IN ADDITION, NEITHER THIS SHEET NOR THE INFORMATION IT CONTAINS MAY BE USED BY OR DISCLOSED TO ANY THIRD PARTY WITHOUT DELL'S EXPRESS WRITTEN CONSENT.

THIS SHEET OF ENGINEERING DRAWING IS THE PROPRIETARY PROPERTY OF COMPAL ELECTRONICS, INC. AND CONTAINS CONFIDENTIAL AND TRADE SECRET INFORMATION. THIS SHEET MAY NOT BE TRANSFERRED FROM THE CUSTODY OF THE COMPETENT DIVISION OF R&D DEPARTMENT EXCEPT AS AUTHORIZED BY COMPAL ELECTRONICS, INC. NEITHER THIS SHEET NOR THE INFORMATION IT CONTAINS

**DELL CONFIDENTIAL/PROPRIETARY**  
**Compal Electronics, Inc.**

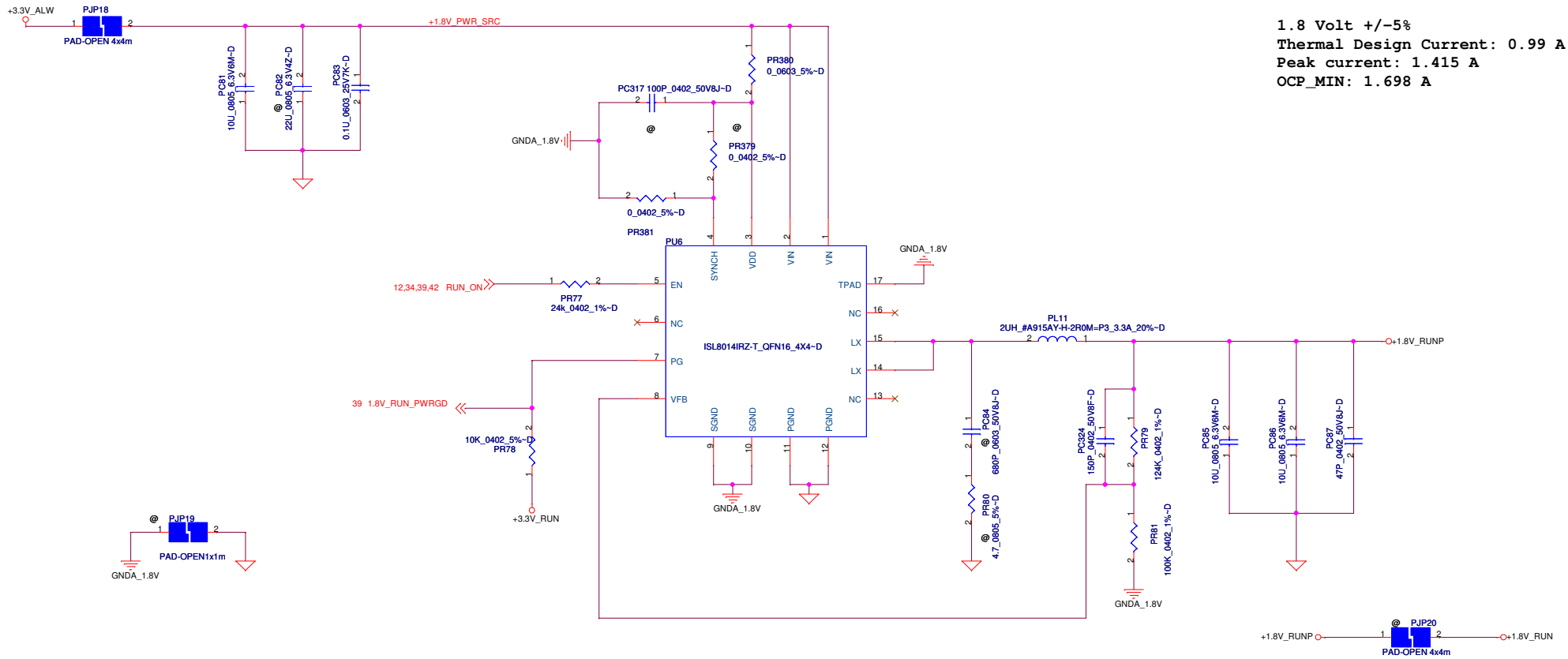
Title: **+1.5V MEM**

Size: **LA-5772P**

Date: Thursday, January 21, 2010 Sheet 46 of 60

Rev: 0.1

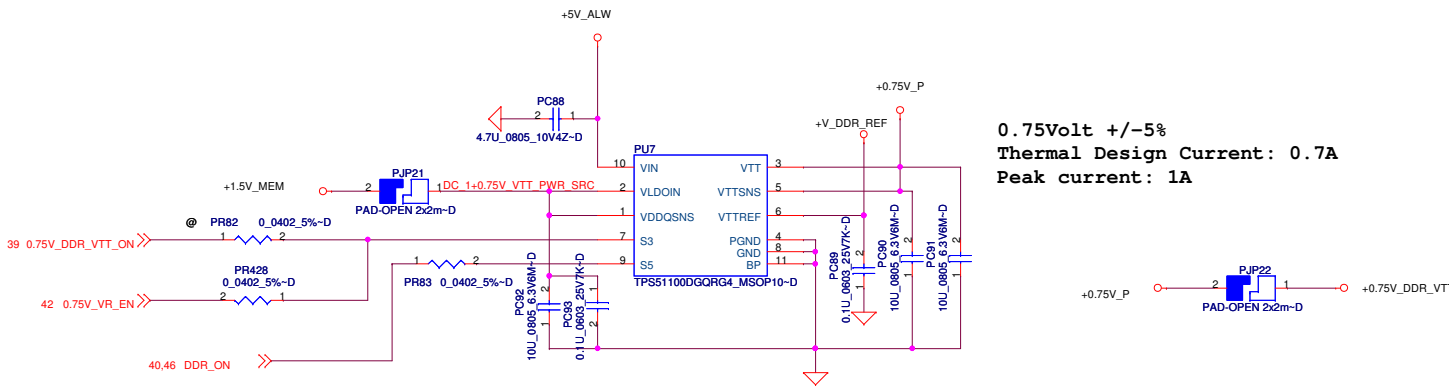
### +1.8V\_RUNP



1.8 Volt +/-5%  
 Thermal Design Current: 0.99 A  
 Peak current: 1.415 A  
 OCP\_MIN: 1.698 A

VOUT=1.8V  
 L=3.3uF  
 Fsw=290KHz  
 D=0.092  
 Input Ripple Current=TDC\*(D\*(1-D))^0.5=0.884A  
 Output Ripple Current=1.707A  
 Output Ripple Voltage=1.707\*15m=20.5mV

### +0.75V\_DDR\_VTT DDR3 Termination



0.75Volt +/-5%  
 Thermal Design Current: 0.7A  
 Peak current: 1A

DELL CONFIDENTIAL/PROPRIETARY

Compal Electronics, Inc.

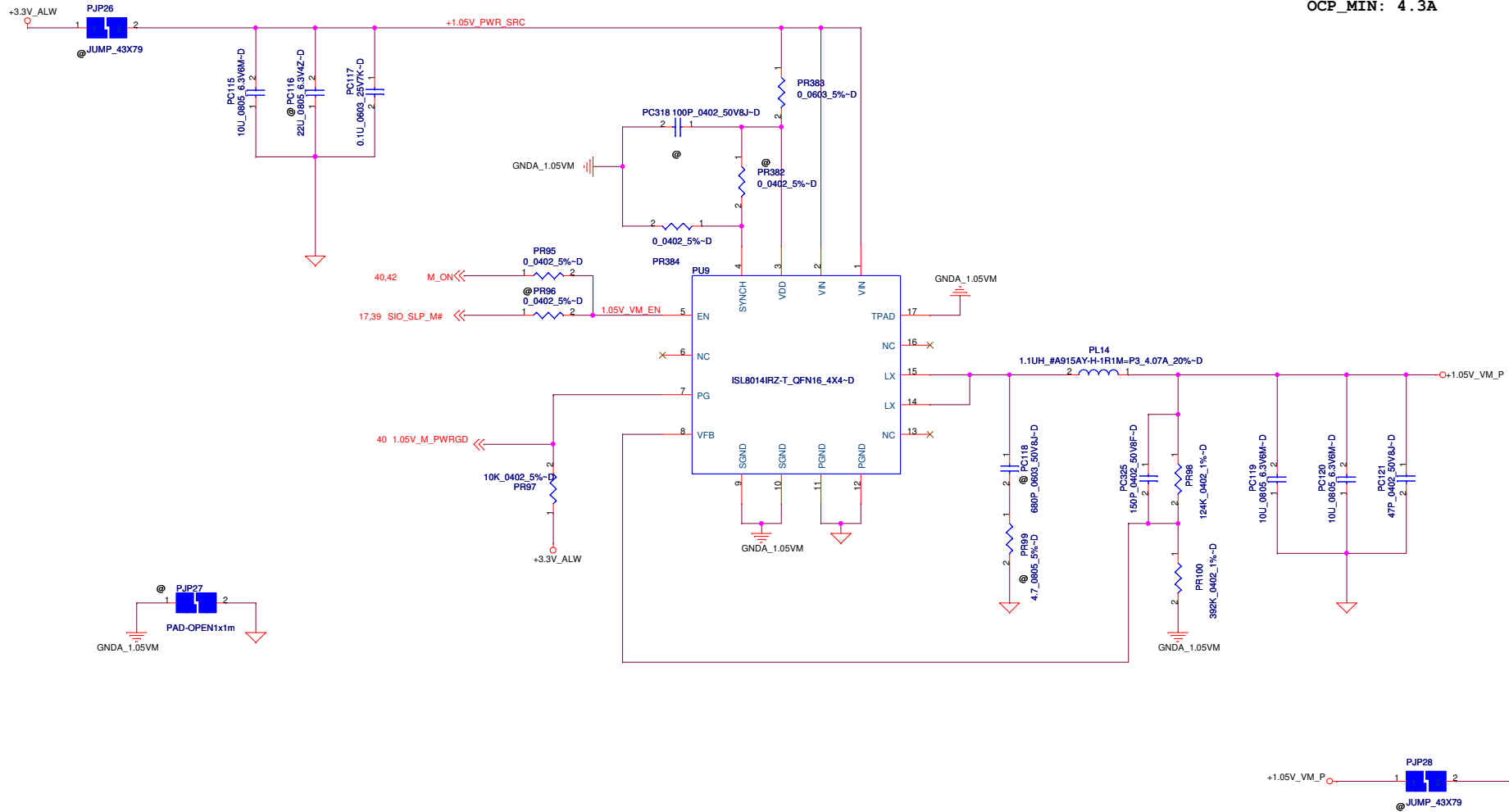


Title			
<b>+0.75V DDR VT/+1.8V RUN</b>			
Size	Document Number	Rev	
	<b>LA-5772P</b>	0.1	
Date:	Thursday, January 21, 2010	Sheet	47 of 60

PROPRIETARY NOTE: THIS SHEET OF ENGINEERING DRAWING AND SPECIFICATIONS CONTAINS CONFIDENTIAL TRADE SECRET AND OTHER PROPRIETARY INFORMATION OF DELL INC. ("DELL") THIS DOCUMENT MAY NOT BE TRANSFERRED OR COPIED WITHOUT THE EXPRESS WRITTEN AUTHORIZATION OF DELL. IN ADDITION, NEITHER THIS SHEET NOR THE INFORMATION IT CONTAINS MAY BE USED BY OR DISCLOSED TO ANY THIRD PARTY WITHOUT DELL'S EXPRESS WRITTEN CONSENT.

**+1.05V\_M\_P**

1.05 Volt +/-5%  
 Thermal Design Current: 1.518A  
 Peak current: 2.169A  
 OCP\_MIN: 4.3A



PROPRIETARY NOTE: THIS SHEET OF ENGINEERING DRAWING AND SPECIFICATIONS CONTAINS CONFIDENTIAL TRADE SECRET AND OTHER PROPRIETARY INFORMATION OF DELL INC. ("DELL") THIS DOCUMENT MAY NOT BE TRANSFERRED OR COPIED WITHOUT THE EXPRESS WRITTEN AUTHORIZATION OF DELL. IN ADDITION, NEITHER THIS SHEET NOR THE INFORMATION IT CONTAINS MAY BE USED BY OR DISCLOSED TO ANY THIRD PARTY WITHOUT DELL'S EXPRESS WRITTEN CONSENT.

THIS SHEET OF ENGINEERING DRAWING IS THE PROPRIETARY PROPERTY OF COMPAL ELECTRONICS, INC. AND CONTAINS CONFIDENTIAL AND TRADE SECRET INFORMATION. THIS SHEET MAY NOT BE TRANSFERRED FROM THE CUSTODY OF THE COMPETENT DIVISION OF R&D DEPARTMENT EXCEPT AS AUTHORIZED BY COMPAL ELECTRONICS, INC. NEITHER THIS SHEET NOR THE INFORMATION IT CONTAINS

**DELL CONFIDENTIAL/PROPRIETARY**  
**Compal Electronics, Inc.**

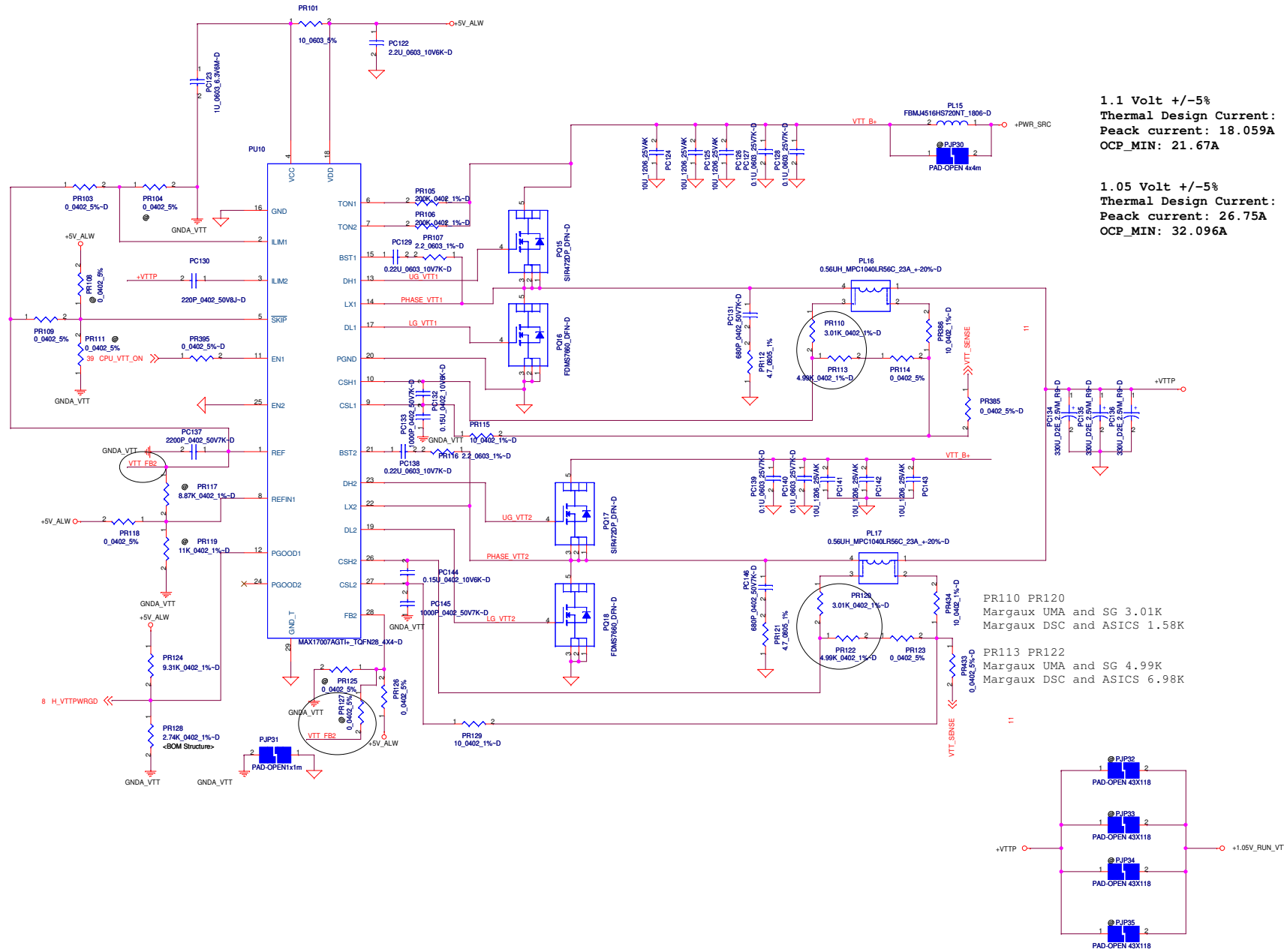
Title: **+1.05VM**

Size: **LA-5772P**

Date: **Thursday, January 21, 2010** Sheet **48** of **60**

Rev: **0.1**



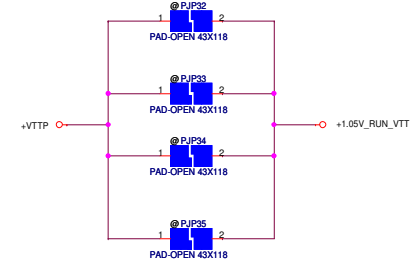


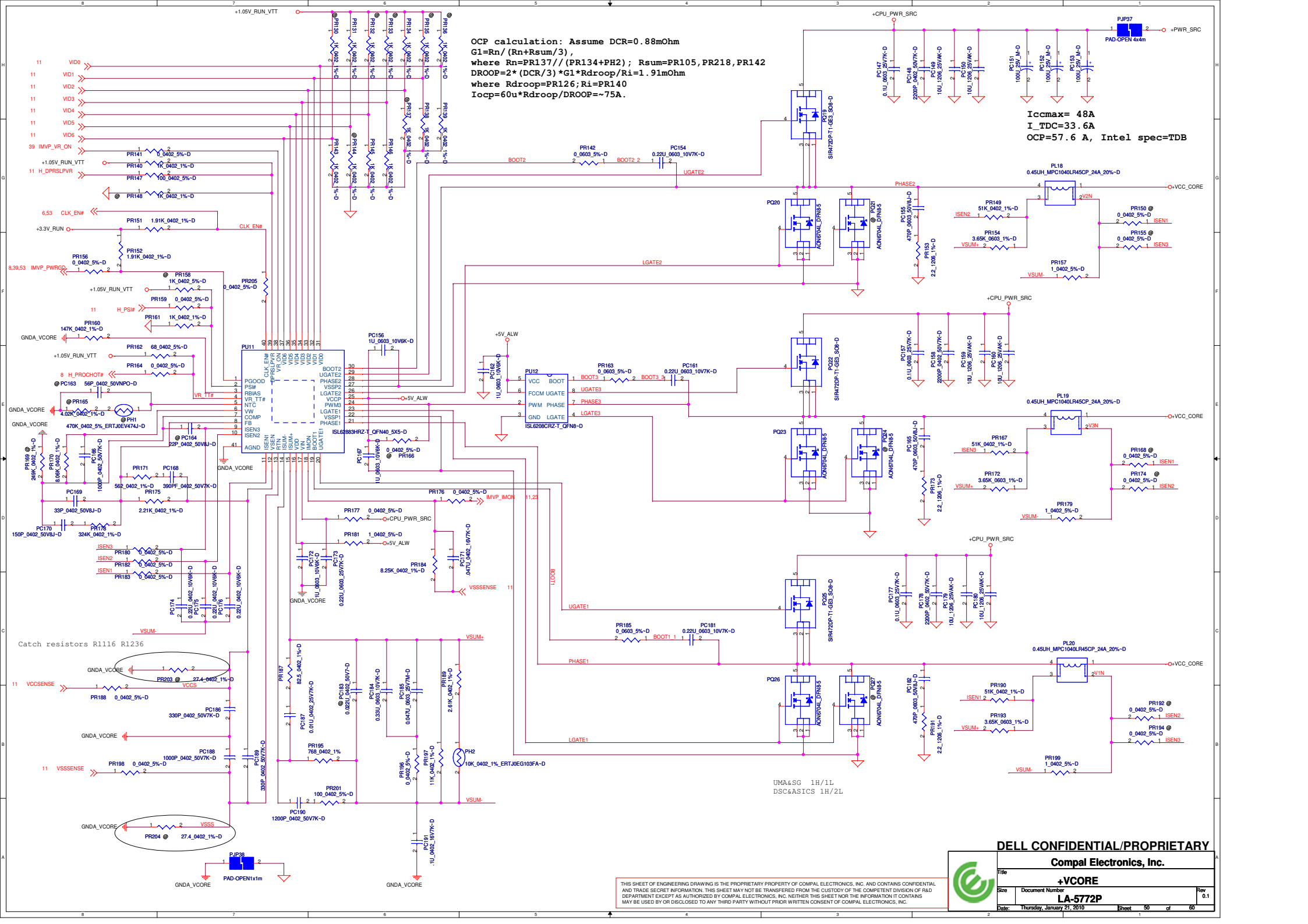
1.1 Volt +/-5%  
 Thermal Design Current: 12.641A  
 Peak current: 18.059A  
 OCP\_MIN: 21.67A

1.05 Volt +/-5%  
 Thermal Design Current: 18.72A  
 Peak current: 26.75A  
 OCP\_MIN: 32.096A

PR110 PR120  
 Margaux UMA and SG 3.01K  
 Margaux DSC and ASICS 1.58K

PR113 PR122  
 Margaux UMA and SG 4.99K  
 Margaux DSC and ASICS 6.98K






OCP calculation: Assume DCR=0.88mOhm  
 $G1=Rn/(Rn+Rsum/3)$ ,  
 where  $Rn=PR137//((PR134+PH2)$ ;  $Rsum=PR105, PR218, PR142$   
 $DROOP=2*(DCR/3)*G1*Rdroop/Ri=1.91mOhm$   
 where  $Rdroop=PR126$ ;  $Ri=PR140$   
 $Iocp=60u*Rdroop/DROOP\sim 75A$ .

$I_{ccmax} = 48A$   
 $I_{TDC} = 33.6A$   
 $OCP = 57.6A$ , Intel spec=TDB

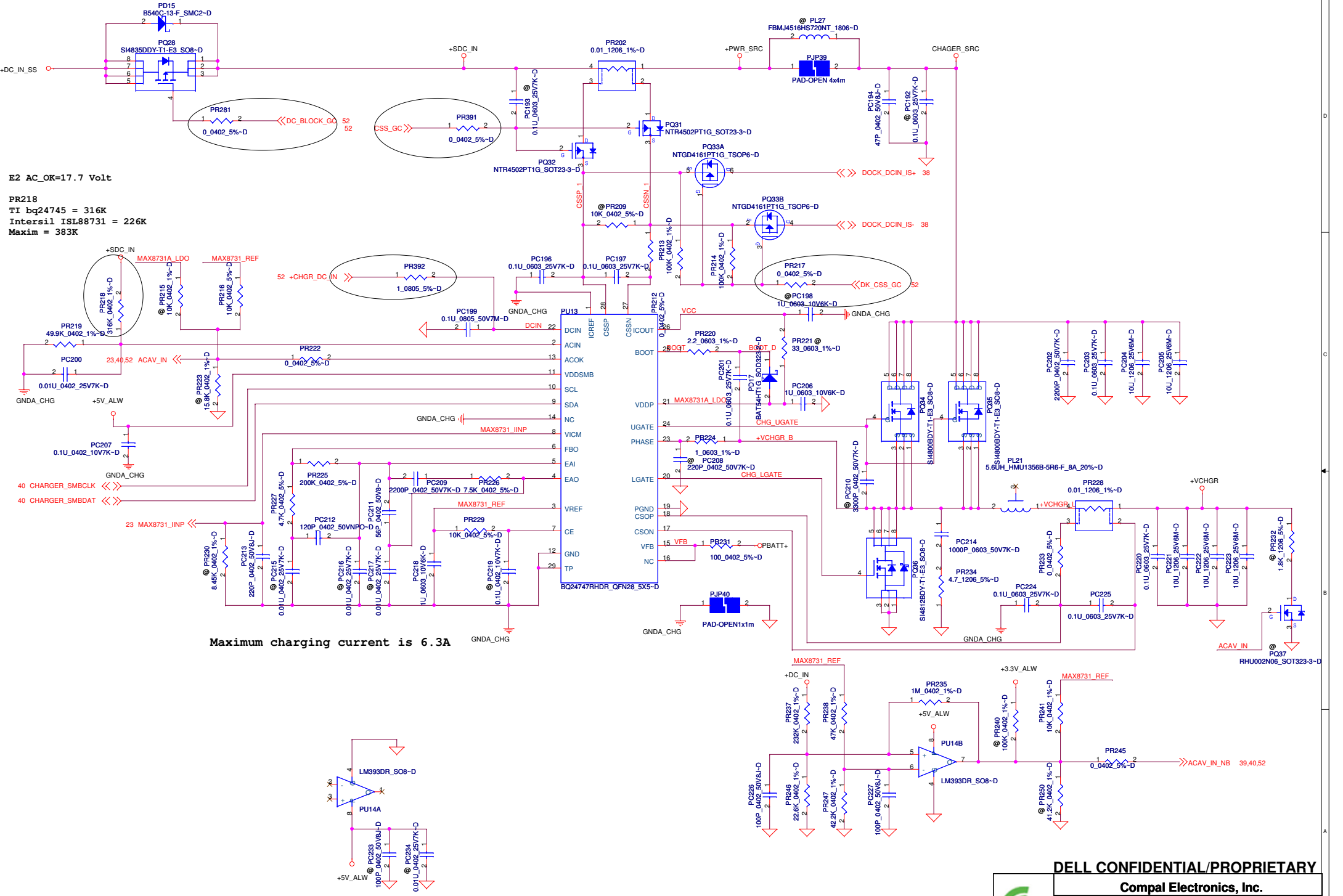
Catch resistors R1116 R1236

UMA&SG 1H/1L  
 DSC&ASICS 1H/2L

DELL CONFIDENTIAL/PROPRIETARY

		<b>Compal Electronics, Inc.</b>	
		<b>+Vcore</b>	
Size	Document Number	<b>LA-5772P</b>	
Date	Thursday, January 21, 2010		
Sheet	50	of	60
Rev	0.1		

THIS SHEET OF ENGINEERING DRAWING IS THE PROPRIETARY PROPERTY OF COMPAL ELECTRONICS, INC. AND CONTAINS CONFIDENTIAL AND TRADE SECRET INFORMATION. THIS SHEET MAY NOT BE TRANSFERRED FROM THE CUSTODY OF THE COMPETENT DIVISION OF R&D DEPARTMENT EXCEPT AS AUTHORIZED BY COMPAL ELECTRONICS, INC. NEITHER THIS SHEET NOR THE INFORMATION IT CONTAINS MAY BE USED BY OR DISCLOSED TO ANY THIRD PARTY WITHOUT PRIOR WRITTEN CONSENT OF COMPAL ELECTRONICS, INC.



E2 AC\_OK=17.7 Volt  
 PR218  
 TI bq24745 = 316K  
 Intersil ISL88731 = 226K  
 Maxim = 383K

40 CHARGER\_SMBCLK <<<  
 40 CHARGER\_SMBDAT <<<

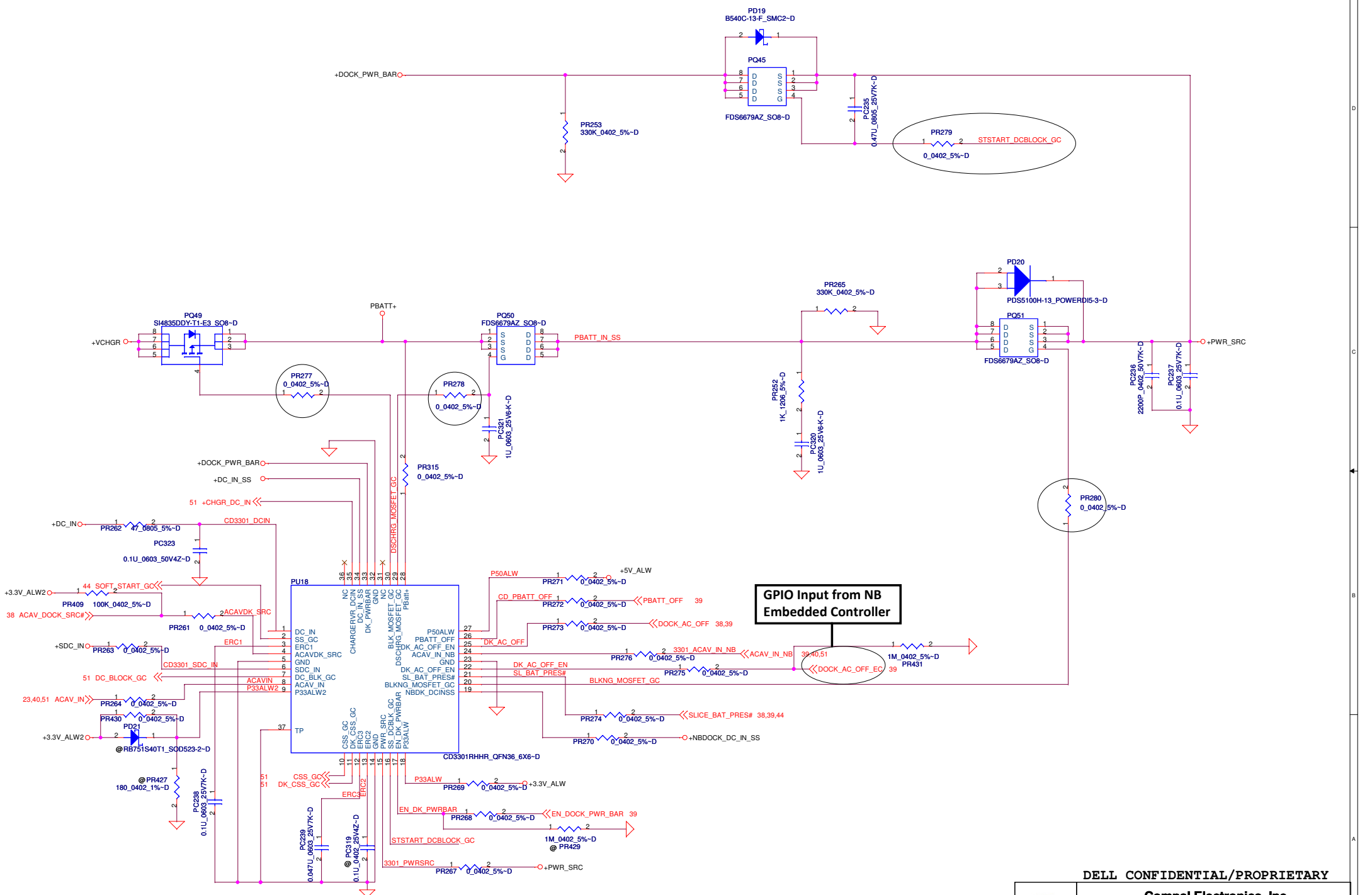
Maximum charging current is 6.3A

THIS SHEET OF ENGINEERING DRAWING IS THE PROPRIETARY PROPERTY OF COMPAL ELECTRONICS, INC. AND CONTAINS CONFIDENTIAL AND TRADE SECRET INFORMATION. THIS SHEET MAY NOT BE TRANSFERRED FROM THE CUSTODY OF THE COMPETENT DIVISION OF R&D DEPARTMENT EXCEPT AS AUTHORIZED BY COMPAL ELECTRONICS, INC. NEITHER THIS SHEET NOR THE INFORMATION IT CONTAINS MAY BE USED BY OR DISCLOSED TO ANY THIRD PARTY WITHOUT PRIOR WRITTEN CONSENT OF COMPAL ELECTRONICS, INC.

**DELL CONFIDENTIAL/PROPRIETARY**  
**Compal Electronics, Inc.**

**Charger**  
**LA-5772P**

Title	Charger		
Size	Document Number	Rev	
	LA-5772P	0.1	
Date:	Thursday, January 21, 2010	Sheet	51 of 60

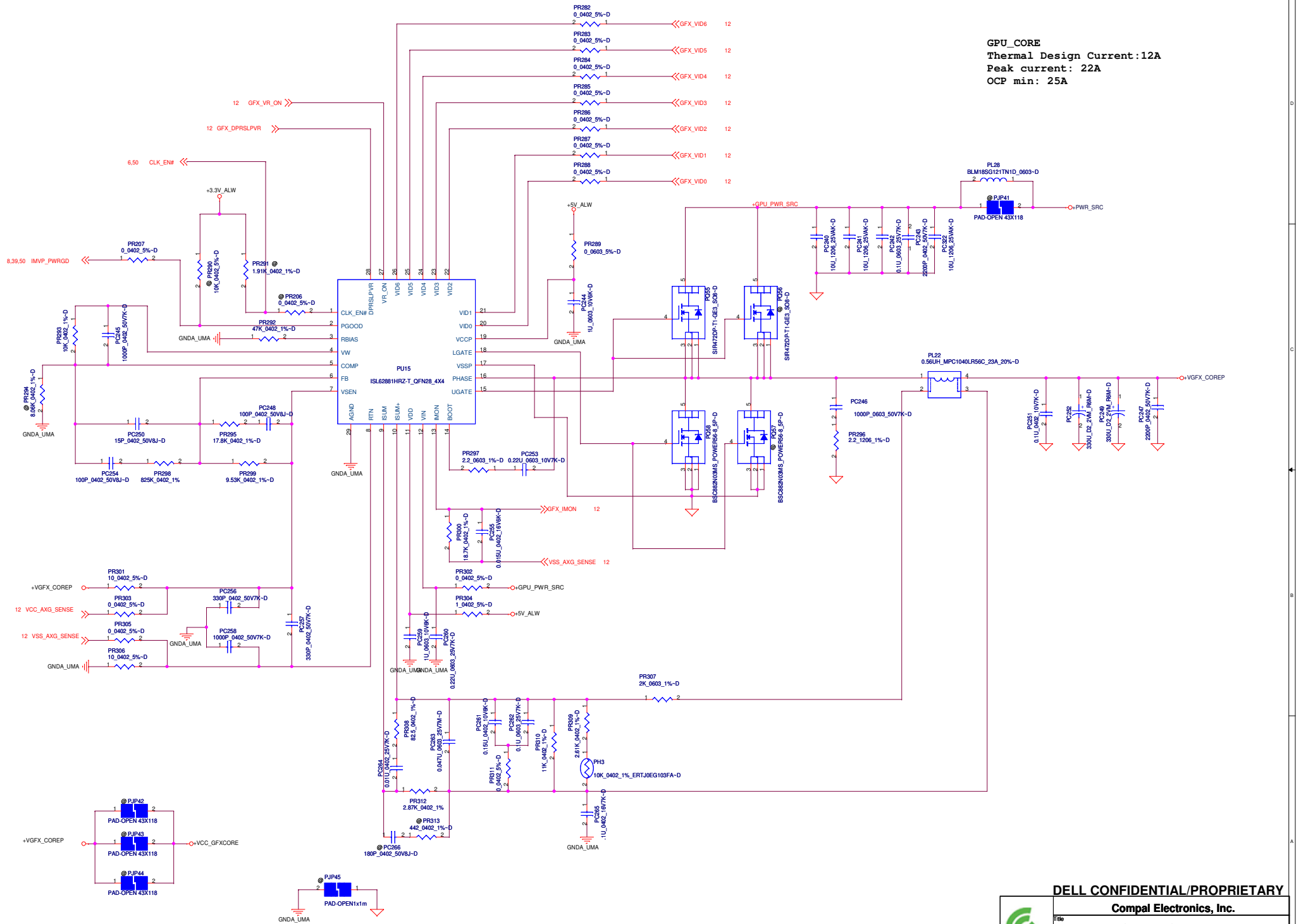


**GPIO Input from NB Embedded Controller**

PROPRIETARY NOTE: THIS SHEET OF ENGINEERING DRAWING AND SPECIFICATIONS CONTAINS CONFIDENTIAL TRADE SECRET AND OTHER PROPRIETARY INFORMATION OF DELL INC. ("DELL") THIS DOCUMENT MAY NOT BE TRANSFERRED OR COPIED WITHOUT THE EXPRESS WRITTEN AUTHORIZATION OF DELL. IN ADDITION, NEITHER THIS SHEET NOR THE INFORMATION IT CONTAINS MAY BE USED BY OR DISCLOSED TO ANY THIRD PARTY WITHOUT DELL'S EXPRESS WRITTEN CONSENT.

DELL CONFIDENTIAL/PROPRIETARY

<b>Compal Electronics, Inc.</b>			
<b>Selector</b>			
<b>LA-5772P</b>			
Rev	0.1	Sheet	52 of 60
Date:	Thursday, January 21, 2010	Sheet	52 of 60



GPU\_CORE  
 Thermal Design Current: 12A  
 Peak current: 22A  
 OCP min: 25A

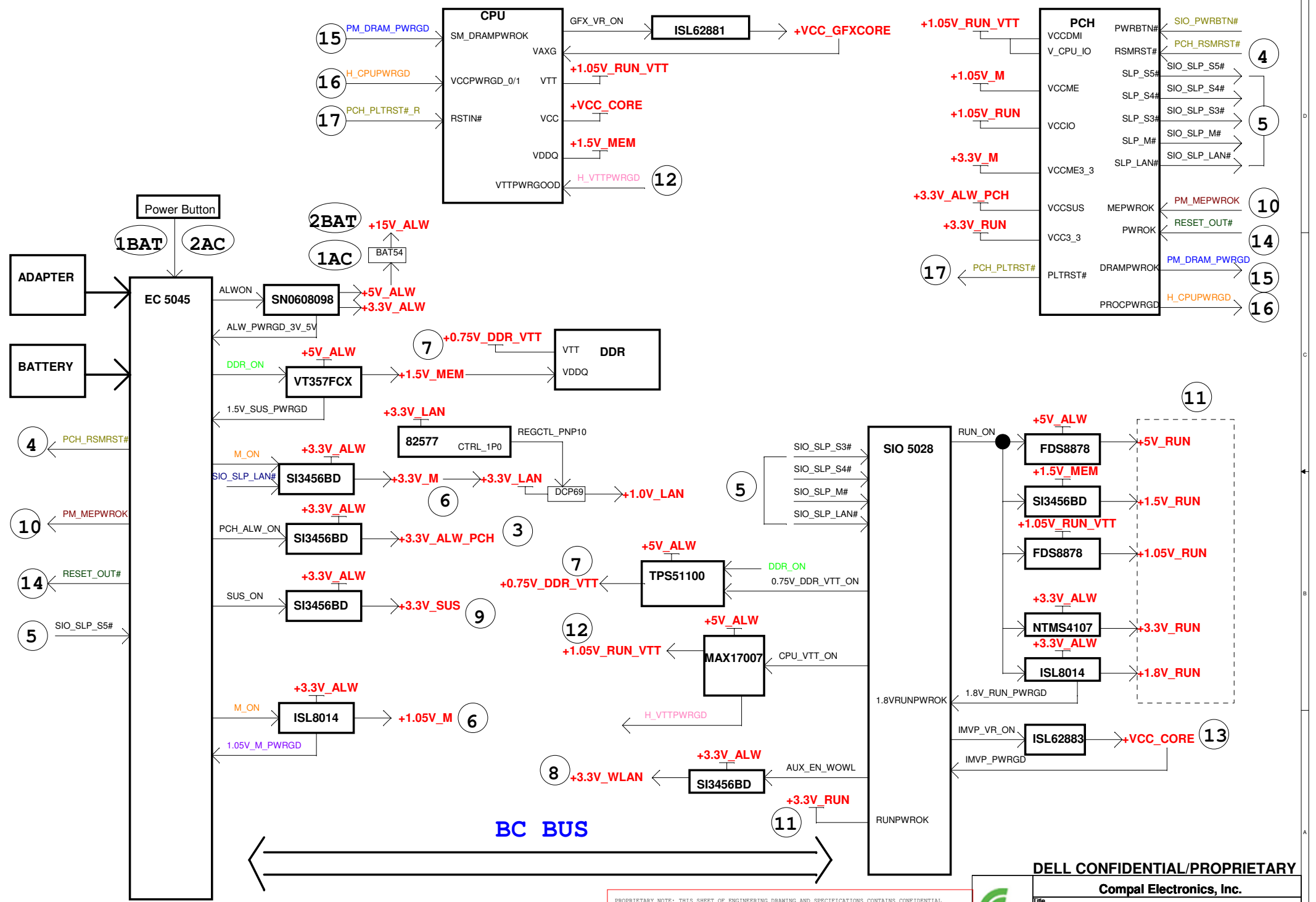
DELL CONFIDENTIAL/PROPRIETARY

Compal Electronics, Inc.

ISL62881 GPU core

Size	Document Number	Rev
	LA-5772P	0.1
Date:	Thursday, January 21, 2010	Sheet 53 of 60

THIS SHEET OF ENGINEERING DRAWING IS THE PROPRIETARY PROPERTY OF COMPAL ELECTRONICS, INC. AND CONTAINS CONFIDENTIAL AND TRADE SECRET INFORMATION. THIS SHEET MAY NOT BE TRANSFERRED FROM THE CUSTODY OF THE COMPETENT DIVISION OF R&D DEPARTMENT EXCEPT AS AUTHORIZED BY COMPAL ELECTRONICS, INC. NEITHER THIS SHEET NOR THE INFORMATION IT CONTAINS MAY BE USED BY OR DISCLOSED TO ANY THIRD PARTY WITHOUT PRIOR WRITTEN CONSENT OF COMPAL ELECTRONICS, INC.



PROPRIETARY NOTE: THIS SHEET OF ENGINEERING DRAWING AND SPECIFICATIONS CONTAINS CONFIDENTIAL TRADE SECRET AND OTHER PROPRIETARY INFORMATION OF DELL INC. ("DELL"). THIS DOCUMENT MAY NOT BE TRANSFERRED OR COPIED WITHOUT THE EXPRESS WRITTEN AUTHORIZATION OF DELL. IN ADDITION, NEITHER THIS SHEET NOR THE INFORMATION IT CONTAINS MAY BE USED BY OR DISCLOSED TO ANY THIRD PARTY WITHOUT DELL'S EXPRESS WRITTEN CONSENT.



DELL CONFIDENTIAL/PROPRIETARY


Compal Electronics, Inc.

Title	Power Sequence		
Size	Document Number	Rev	
	LA-5571P	0.1	
Date:	Thursday, January 21, 2010	Sheet	54 of 60

# Version Change List (P. I. R. List)

Item	Page#	Title	Date	Request Owner	Issue Description	Solution Description	Rev.
1	21	HW	5/19/2009	Intel	Remove R689	R689 is only required is power measurements are planned	X01
2	28	HW	5/19/2009	DELL	Remove AGND	Remove the AGND plane and leave everything as DGND. After discussing with IDT there is no value having AGND plane if there is no AGND plane on the IO board and all along the analog signal path.	X01
3	40	HW	5/19/2009	COMPAL	Board ID	R98 change to 130k ohm	X01
4	31	HW	5/21/2009	DELL	5882 support M25 ROM part	Add U19	X01
5	15	HW	5/27/2009	Intel	ES2 deos not need PU/PD for TRST#	Remove R808 & R1316, add test point	X01
6	31	HW	6/01/2009	Broadcom	Reserve SC_TEST & SCC_CMDVCC_N pad	Add @R775 & R776	X01
7	40	HW	6/02/2009	DELL	to prefont Q18 to glitch	Add R595 100K PD at EN_INVNWR	X01
8	34	HW	6/02/2009	DELL	for U52-STBY to both EXPRCRD_STBY# (Depop 0ohm res) and RUN_ON (Pop 0ohm res) for U52-CPPE to both EXPRCRD_PWREN# (Depop 0ohm res) and Card JEXP1 CPPE# pin 17	Add R684, @R687, depop R683	X01
9	15	HW	6/03/2009	Intel	Follow DPDG & ES2 request	R804 change from 47k to 51 ohm, pop R806 & R1315	X01
10	23	HW	6/03/2009	DELL	Fan solution change to M09 design	POP R507, R516, R519, R529, depop R531, R534, R535, D94-D96	X01
11	23	HW	7/01/2009	SMSC	Fan solution change by SMSC request	Change R1463 from 0.56 to 0.27	X01
12	42	HW	7/01/2009	COMPAL	Cost concern & Rdson concern by ADC	Change Q61 to A04456 & Q55/Q183 to SI4164	X01
13	43	HW	7/01/2009	COMPAL	for derating concern	Change R1001 from 82 to 150 ohm	X01
14	8	HW	7/01/2009	Intel	Follow CRB by Intel request	R1286 needs to change to 0-ohm	X01
15	40	HW	7/01/2009	COMPAL	Board ID	Change R98 to 62K ohm.	X02
16	8, 12, 13, 42	HW	7/13/2009	Intel	Intel S3 reduction circuit.	Add R1469, R1471-R1474, R1476, R1479-R1484, R1487, C1872-C1879, Q199-Q201, Q204-Q207, U141, PJP57, PJP58, PR428, change R624 to 22 ohm, R879 to 1.5K, R880 to 750, pop Q78, add net DDR_HVREF_RST_GATE from U36.A34, CPU1.5V_S3_GATE from U36.A36, change CPU VDDQ net name to +1.5V_CPU_VDDQ connect RUN_ON_CPU1.5VS3# to Q78.2 Q204.2,	X02
17	30	HW	7/13/2009	COMPAL	+3.3V LAN enable control follow M09	De-pop R47	X02
18	8, 15	HW	7/14/2009	COMPAL	Depop all related components where are located at 0 Z-hight area	Depop JXDP1, JXDP2, JDEG1, JP2 circuit	X02
19	21	HW	7/14/2009	Intel	Add filter for PCH VCCADPLLA/B	Add L97, L98, R1488, C1880-C1883, Remove C105, C106	X02
20	19	HW	7/14/2009	Intel	GPIO1, 6, 7 PU if not being used	Add R1489-R1491	X02
21	24	HW	7/14/2009	COMPAL	Camera need to be changed from 7 to 8 pin	Change JEDP1 pin definition	X02
22	37	HW	7/16/2009	COMPAL	JTP1, JBIO1 power gnd pins redefined	Change JTP1, JBIO1 pin definition	X02
23	37, 40	HW	7/16/2009	SMSC	LAT_ON_SW# needs to be added a 1uF cap	Add @C1884, C1885, R1492, change R560 to 100K, JIO.32 change to LAT_ON_SW_BTN#	X02
24	23	HW	7/16/2009	SMSC	R594 has to be a group with R3P circuit	De-pop R594 for M09 fan solution	X02
25	23	HW	7/16/2009	SMSC	Request by SMSC R3P	Remove D94-D96	X02
26	31	HW	7/17/2009	Braodcom	Found both PD R898 and PU R485 pop	depopulate R898 for normal operation	X02
27	31	HW	7/17/2009	Braodcom	RFID disable circuit remove	Remove R1062-R1065	X02
28	16	HW	7/17/2009	Intel	Intel requires the use of the 25Mhz crystal on UMA and SG platforms	Populate Y6, C1168(18pF), R379, R685, R381 change to C1169(18pF).	X02
29	31	HW	7/17/2009	Braodcom	+SC VCC Capacitor (C718) Value Change	Broadcom has recommneded changing the value of C718 from .47uF to 220nF	X02
30	42	HW	7/17/2009	COMPAL	Backdrive EA Failure on Margaux/ASICS	Pop R625 and Q79	X02
31	24	HW	7/17/2009	DELL	eDP repeater change to SN75DP119.	update U46 circuit for eDP repeater	X02
32	29	HW	7/17/2009	COMPAL	EMI solution	C676 to 150pF and R1295 to L4 (220 ohm), R1217 change to 47 ohm, pop C673 & R588	X02
33	23	HW	7/17/2009	COMPAL	R3P circuit by SMSC request	R536 depop for 3P FAN, R1457 change to 0 ohm, R138 change to 27K ohm	X02
34	36, 39	HW	7/22/2009	DELL	Reconnect the signal UWB_RADIO_DIS#	connect UWB_RADIO_DIS# from EC5028.A56 to MINI3.20	X02
35	23	HW	7/22/2009	DELL	Change FAN solution to M09	De-pop R3P circuit component & pop M09 solution	X02
36	42	HW	7/23/2009	COMPAL	de-rating result fail	Change Q61 from A04456 to NTMS4107	X02

DELL CONFIDENTIAL/PROPRIETARY


			
<b>Compal Electronics, Inc.</b>			
<b>EE-PIR</b>			
Size	Document Number	Rev	
	<b>LA-5571P</b>	0.1	
Date:	Thursday, January 21, 2010	Sheet	55 of 60

PROPRIETARY NOTE: THIS SHEET OF ENGINEERING DRAWING AND SPECIFICATIONS CONTAINS CONFIDENTIAL TRADE SECRET AND OTHER PROPRIETARY INFORMATION OF DELL INC. ("DELL") THIS DOCUMENT MAY NOT BE TRANSFERRED OR COPIED WITHOUT THE EXPRESS WRITTEN AUTHORIZATION OF DELL. IN ADDITION, NEITHER THIS SHEET NOR THE INFORMATION IT CONTAINS MAY BE USED BY OR DISCLOSED TO ANY THIRD PARTY WITHOUT DELL'S EXPRESS WRITTEN CONSENT.

# Version Change List (P. I. R. List)

Item	Page#	Title	Date	Request Owner	Issue Description	Solution Description	Rev.
37	24	HW	7/23/2009	TI	edP repeater DP119 vender review request	reserve pop option for X1EDP & DP119, change PU/PD to 20K.	X02
38	28	HW	7/23/2009	DELL	We will never disable the power to HDD redriver, go back connected in SSI	Remove R1493 & delete SATA_PWRSAVE	X02
39	18, 28, 40	HW	7/23/2009	DELL	There has been some confusion due to the net name showing active low	change net name HDD_FALL_INT1# to HDD_FALL_INT to show correct polarity	X02
40	29	HW	7/24/2009	DELL	use the SiTimes part due to the cost savings	change X4 from TXC to SiTimes.	X02
41	31	HW	7/24/2009	Broadcom	connect pin-L10 of U32 to pin-5 of U33, and disconnect pin-D2 from pin-5 of U33	pop R775, de-pop R776	X02
42	33	HW	7/24/2009	COMPAL	fixed SD/MMC Clock overshoot and undershoot	Changing R8 dumping from 0-ohm to 10-ohm	X02
43	31	HW	7/24/2009	Broadcom	BCM5880 Leakage Issue on Margaux	Add Q208, Q209, R1496 circuit to fix.	X02
44	37, 39	HW	7/27/2009	DELL	ESATA repeater power saving	Add a 0 ohm jumper between EN pin and VDD, but no-pop it. Then connect the EN pin to 5028.A47 with a 0 ohm jumper that is popped.	X02
45	39	HW	7/27/2009	DELL	Sometimes VGA_ID_DISC and VGA_ID_UMA both read as low	Change R875 and R881 to +3.3V_ALW rail.	X02
46	26	HW	7/27/2009	Parade	new DP PHY test requirement	change R363 value from 499ohm to 1k ohm	X02
47	23	HW	7/27/2009	SMSC	SMSC review feedback	The pull-up source of the R150 should be changed to +VCC 4002	X02
48	31	HW	7/27/2009	NXP	Better for decoupling noise	Change C1015, C633 to 10pf	X02
49	33	HW	7/27/2009	TXC	EA result	C514, C515 have to change to 22pF	X02
50	36	HW	7/27/2009	DELL	For PCH GPIOs rail.	PCIE_MCARD3_DET# & USB_MCARD1_DET# pull-ups (R458 & R438) need to change from +3.3V_ALW_PCH rail to +3.3V_RUN rail	X02
51	23, 40	HW	7/29/2009	SMSC	per SMSC 5045 AN 19.6, 4002 AN 16.11	R541, R554, R1492 should be 10K, R147 should be populate, Add R1498	X02
52	35	HW	7/29/2009	DELL	Braidwood has been removed from Ixex Peak platforms	De-pop JBW1 & R1453	X02
53	15, 40	HW	7/29/2009	KDS	KDS crystal EA result	change UMA C296 & C297 to 12pF, C674, C675 to 27pF	X02
54	39	HW	7/29/2009	DELL	GPIO MAP update	change net name from RESERVED FOR ESATA to EN_ESATA_RPTR	X02
55	42	HW	7/29/2009	Compal	By Intel S3 timing concern	reserve R1500 & @R1499 0 ohm for Q206.2 from RUN_ON_CPU1.5VS3# & RUN_ON_ENABLE#	X02
56	13, 14	HW	7/30/2009	Compal	EMI concern	POP C1121-C1124, C1145-C1148	X02
57	37	HW	7/30/2009	Intel	Intel continues to recommend that all pre-production and production motherboards include common mode choke footprints to enable a stuffing option in case a choke is required to pass EMI testing	Add @L30, @L31, R424-R427	X02
58	31	HW	7/30/2009	Broadcom	Broadcom schematic review request	pop R537; Remove C647, C641, R634, R498, R898; Add @C1886 & @C1887; Remove L73, R631, C1026, R494, Short net RFREADER_TXN1_PI_R to RFREADER_RXP_C; Remove C642, C640, change R487, R496 to 0 ohm; Add @R1501; de-pop R496 & R497; JCS1 pin2 & pin3 and pin4 & pin5 should be short to carry higher current.	X02
59	31	HW	7/30/2009	Compal	Solve smart card cage vender reverse pin definition.	Reverse JCS1 pin definition	X02
60	27	HW	7/31/2009	Compal	CRB EA result	C390, C518, C996, C251-C253 to 4.7pF; L61-L63 to 5-Ohm Bead	X02
61	31	HW	7/31/2009	Broadcom	Broadcom schematic review request	The pin1 of R497 and R496 should be connected to GND	X02
62	8, 15	HW	7/31/2009	Intel	For XDP debug concern	Populate all the resistors and leave out the connector	X02
63	27	HW	8/03/2009	Compal	CRB EA result	C251-C253 to 3.3pF; L61-L63 to 10-Ohm Bead; De-pop C996, C518, C390	X02
64	23	HW	8/03/2009	Compal	If populate R147 PU resistor for THERM_STP#, it will impact ALWON signal at MEC 5045	De-pop R147	X02
65	30, 33	HW	8/04/2009	KDS	KDS crystal EA result	change UMA C427 change to 200 ohm, C514, C515 back to 15P and change X3 from CL=16pF to CL=12pF	X02
66	8	HW	8/05/2009	DELL	fix the Intel S3 power up timing	change C1877 from 0.01uF to 0.22uF 0402 cap.	X02
67	21	HW	8/05/2009	Intel	WW30 Calpella MoW	Intel request change L97 & L98 to 10uH, DCR=0.36 ohm	X02

DELL CONFIDENTIAL/PROPRIETARY

		
<b>Compal Electronics, Inc.</b>		
<b>EE-PIR</b>		
Size	Document Number	Rev
	<b>LA-5571P</b>	0.1
Date:	Thursday, January 21, 2010	Sheet 56 of 60


PROPRIETARY NOTE: THIS SHEET OF ENGINEERING DRAWING AND SPECIFICATIONS CONTAINS CONFIDENTIAL TRADE SECRET AND OTHER PROPRIETARY INFORMATION OF DELL INC. ("DELL") THIS DOCUMENT MAY NOT BE TRANSFERRED OR COPIED WITHOUT THE EXPRESS WRITTEN AUTHORIZATION OF DELL. IN ADDITION, NEITHER THIS SHEET NOR THE INFORMATION IT CONTAINS MAY BE USED BY OR DISCLOSED TO ANY THIRD PARTY WITHOUT DELL'S EXPRESS WRITTEN CONSENT.



# Version Change List (P. I. R. List)

Item	Page#	Title	Date	Request Owner	Issue Description	Solution Description	Rev.
68	28, 37	HW	8/06/2009	Compal	Per ESATA/SATA EA result	pop R1301, R1304, de-pop R1298, R1308	X02
69	10, 26, 38	HW	8/06/2009	Intel	Per Intel check list rev1.6	change R186, R796, R798 from 100k to 110k ohm, R1109 to 3.3K ohm	X02
70	28	HW	8/06/2009	Compal	ODD_DET# PU from +5V_MOD to +3.3V_RUN	connect R1239.1 to +3.3V_RUN & pop R1239	X02
71	42	HW	8/06/2009	SMSC	Watch dog timer may not be resetED when 4002 VDD_PWRGD is not completely at Logic Low	Pop R616 to 39 & pop Q72	X02
72	30	HW	8/10/2009	Intel	Remove the VCT trace	Remove @R562, @C41	X02
73	35	HW	8/10/2009	DELL	Braidwood Removal on RAM	Remove @JBWI, @C1851, @R1452, @R1453, @C1852, R1411	X02
74	31	HW	8/11/2009	Broadcom	Broadcom review request	Remove @R1061, Change C718 value to 470pF, change C646 value to 220pF. pin2 of R470 should have a 0ohm but de-pop resistor to USB_GPIO27 net. add @R1504 for DDR3_DRAMRST#_CPU PD & add C1888 for PM_DRAMRST# to slow down gate of FET	X02
75	8	HW	8/11/2009	Intel	Intel review request	Change C21 from 10U to 47U, change R46 to C1889 (1uF)	X02
76	33	HW	8/11/2009	Richo	Change pop option for R5U242	Change Q3 to BSS138	X02
77	24	HW	8/12/2009	DELL	EDP_HPD signal may too low to turn on FET.	No stuff C111 and C112	X02
78	21	HW	8/12/2009	Intel	Follow CRB rev 1.6 schematic	pop R496 & R497 (0 ohm)	X02
79	31	HW	8/12/2009	Broadcom	Per Broadcom request	change R772 to 47 Ohm for resolving SC_CLK Rise/Fail timing issue	X02
80	31	HW	8/12/2009	Compal	Smart card EA result	pop R1504 & change C1888 to 470pF	X02
81	8	HW	8/12/2009	Intel	Follow Intel S3 white paper rev0.9	rename IO VCT to +LOM_VCT_IO & reserve C712 pad for test.	X02
82	37	HW	8/12/2009	Compal	disconnect IO & DOCK VCT	need to have 4.7K pull-up to 3.3V_ALW for BCM5882 pin-C1 "RSTOUT_N"	X02
83	31	HW	8/13/2009	Broadcom	Per Broadcom request	change C1888 to 0.1u, add @R1511 for PM_DRAM_PWRGD_R	X02
84	8	HW	8/13/2009	DELL	Avoid a glitch for DDR_HVREF_RST_GATE, please add a 1.1K 1% no-stuff pull-up to +1.5V_CPU_VDDQ rail on the PM_DRAM_PWRGD_R signal for a back-up option		X02
85	8, 45	HW	8/13/2009	DELL	CPU detection since the edge diode has been removed from M'09	Add R1512 for CPU_DETECT# and connect JCPU.AH24 to U36.B18	X02
86	37	HW	8/14/2009	DELL	Invert the EN_ESATA_RPTR signal and connect this to SATAGP4/GPIO16	Add @R1513 & @Q210, pop R1494 and de-pop R1497, change net name from GPIO16 to EN_ESATA_RPTR#	X02
87	33	HW	8/14/2009	Compal	Solve 1394 impedance issue	Change R399, R400, R401, R403 to 54.9 ohm.	X02
88	37	HW	8/14/2009	Compal	EMI solution	pop L30 & L31, de-pop R424-R427	X02
89	11, 12	HW	9/11/2009	Compal	Per PWR EA result	De-pop C66, pop C1090, C1091	X02
90	16	HW	9/11/2009	KDS	crystal EA result	Y6 change to CL=12pF & change C1168 & C1169 to 12pF.	X02
91	33, 34	HW	9/11/2009	COMPAL	EMI solution for SD CLOCK & EXP card USB	R8 change to 22 ohm, pop L64 & depop R791, R792	X02
92	21	HW	9/11/2009	Intel	Intel request	de-pop C39, C610	X02
93	31	HW	9/11/2009	Broadcom	Broadcom review feedback	change C718 from 470p to .47u, C646 from 220p to .22u	X02
94	30	HW	9/11/2009	Intel	Follow Intel document request	change R1502 to C427 10pF, C475, C476 to 33pF	X02
95	12	HW	9/11/2009	DELL	Intel S3 circuitry issue on Margaux UMA	change C1873 from 4700p to 0.01uF	X02
96	21	HW	10/15/2009	Intel	Isolate pins AF32, AF34 and AH34 of PCH	Add C1893.	X02
97	35	HW	10/23/2009	Compal	Add PD 10k for Minicard PWR	Add R1523-R1525	X03
98	31	HW	10/23/2009	Compal	Smart card connector DFM issue	change JSC1 type (the same with Rothschild)	X03
99	40	HW	10/23/2009	COMPAL	Board ID	Change R98 to 4.3K ohm.	X03
100	17, 21	HW	10/23/2009	Intel	Intel schematic check list 2.0 request	R268 change from 1k ohm to 10k ohm, de-pop C1881 & C1883	X03
101	40	HW	10/23/2009	SMSC	SMSC review feed back	R561 and R1046 are too large it is recommend that no PU/PD be larger than 100K	X03
102	12, 42	HW	10/23/2009	COMPAL	avoid double bleed off	+3.3V_M, +3.3V_RUN, +1.5V_CPU_VDDQ power plane discharge circuit have been pop, de-pop R612, R607, R1471.	X03
103	36	HW	10/23/2009	DELL	support WiMax LED status	Need to populate R840	X03
104	40	HW	10/25/2009	KDS	KDS Crystal EA result	change C674, C675 from 27pF to 33pF	X03
105	16, 32	HW	10/25/2009	COMPAL	Change R910 placement	Please put R910 close to PCH not TCM chip	X03
106	41	HW	10/25/2009	COMPAL	Touch Pad PU need to move from 5V to 3V	R613, R614 change power rail from +5V_ALW to +3.3V_ALW	X03
107	31	HW	10/28/2009	Broadcom	For 5882-B0 request	L71, L72 68nH, 2%, 400mA; C1070, C1071 1500pF, 2%, 50V; C1886, C1887 150pF, 2%, 50V	X03

DELL CONFIDENTIAL/PROPRIETARY

			
<b>Compal Electronics, Inc.</b>			
<b>EE-PIR</b>			
Size	Document Number	Rev	
	<b>LA-5571P</b>	0.1	
Date:	Thursday, January 21, 2010	Sheet	57 of 60

PROPRIETARY NOTE: THIS SHEET OF ENGINEERING DRAWING AND SPECIFICATIONS CONTAINS CONFIDENTIAL TRADE SECRET AND OTHER PROPRIETARY INFORMATION OF DELL INC. ("DELL") THIS DOCUMENT MAY NOT BE TRANSFERRED OR COPIED WITHOUT THE EXPRESS WRITTEN AUTHORIZATION OF DELL. IN ADDITION, NEITHER THIS SHEET NOR THE INFORMATION IT CONTAINS MAY BE USED BY OR DISCLOSED TO ANY THIRD PARTY WITHOUT DELL'S EXPRESS WRITTEN CONSENT.

# Version Change List (P. I. R. List)

Item	Page#	Title	Date	Request Owner	Issue Description	Solution Description	Rev.
108	29	HW	10/28/2009	IDT	create a low pass filter with the pole set at 36kHz to filter out of band noise	de-pop C1066 & C1067, R1090, R1089 ; R340 & R342, R1091 & R1092 change to 2k, add C1894-C1897 1000pF.	X03
109	24	HW	10/28/2009	COMPAL	EMI concern	add 220 ohm bead for BIA PWM PCH	X03
110	29	HW	10/28/2009	COMPAL	ME request for JSPK1 swap	JSPK1 Pin 2 and pin 4 swap, pin 3 and pin 5 swap	X03
111	17	HW	10/29/2009	COMPAL	PCH CRT DDC pin up to 3.8V	add CRT DDC level shift, Q217, @R1526, @R1527	X03
112	8,12,13,15,16,28	HW	10/29/2009	DELL	MEM SMBus design needs to change	Move Q190 connection, add R1528,R1529, add net name DDR_XDP_CLK/DAT	X03
113	31	HW	10/29/2009	DELL	smart card clock resistor	Change R772 from 47 ohm to 22 ohm	X03
114	37	HW	10/29/2009	COMPAL	EMI concern	pop R15 with 10 ohm and C15 with 10pF	X03
115	36	HW	10/29/2009	COMPAL	USB MCARD2_DET# change to +3.3V_ALW_PCH	R447 pull up should change to +3.3V_ALW_PCH	X03
116	40	HW	10/29/2009	COMPAL	avoid RESET_OUT# double PD	de-pop R5	X03
117	15	HW	11/02/2009	COMPAL	EMI, RF team concern	pop C300, C302	X03
118	24	HW	11/04/2009	COMPAL	LCD power sequencing issue	change R161 from 470 to 130 ohm	X03
119	37	HW	11/05/2009	COMPAL	EMI concern	Change choke vender from Murata to Delta on L30,L31	X03
120	29	HW	11/05/2009	COMPAL	RF team concern	X4 change from Sitime to TXC	X03
121	15	HW	11/05/2009	COMPAL	RTC issue	Y1 & Y4 change from 30ppm to 10ppm.	X03
122	15	HW	11/05/2009	COMPAL	For flash ROM EOL issue	U13 change from W25X32 to W25Q32	X03
123	19	HW	11/09/2009	DELL	PCH driving the siganl low at GPIO15 initial	add R1530 2.2K PU resistor to +3.3V_ALW_PCH on the SIO_EXT_WAKE# signal	X03
124	39	HW	11/10/2009	DELL	add a 10K 5% PU to +3.3V_RUN on ME FWP	Add R1531	X03
125	12	HW	11/11/2009	COMPAL	Surge voltage found at UMA GFX core	R358 changed from 4.7k ohm to 470 ohm	X03
126	8,15	HW	11/13/2009	COMPAL	To cut redundant trace for SMBUS	Add @R1532/R1533/R1536/R1537	X03
127	19	HW	11/17/2009	Intel	By Intel check list request	Add R1543 & R1544 for PCH GPIO22/34	X03
128	41	HW	12/24/2009	Compal	To solve touch pad ESD issue	Change L41 and L42 to R1545 & R1546 with 100 ohm.	X03
129	29	HW	12/24/2009	Compal	RF noise issue concern	change Sitime 12MHz oscillator X4 to driver strength 1x	X03
130	15	HW	12/24/2009	Intel	Follow Intel check list rev2.0	Change R224 to tolerance from 5% to 1%	X03
131	36	HW	12/24/2009	DELL	Wimax LED abnormal operation.	de-pop R1409	X03
132	38	HW	12/24/2009	Compal	Simplo battery slice EMI issue	Add C1899 and C1898(Depop,reserve for EMI test)	A00
133	31	HW	12/24/2009	Braodcom	By Broadcom request	Change L71,L72 from 68nH to 150nH, C1070,C1071 from 1500pF to 390pF.C1887, C1888 from 150pF to 390pF.	A00
134	40	HW	12/30/2009	DELL	Board ID	Change R98 from 4.3K to 1K for A00	A00
135	33,34	HW	12/30/2009	COMPAL	Change R5U242 to rev ES3	Change U94 from ES2 to ES3	A00
136	8,15	HW	12/30/2009	Intel	De-pop XDP & JTAG resistor	de-pop C19,C20,R6,R7,R68,R19,R3,R1153,R1156,R1157,R66,R1241,R780-R785, R22,R24,R78,R91,R101-R116,C1375,R69,R118,R123,R804,R807,R805,R806,R1281, R1282,R1315	A00
137	24	HW	01/14/2010	COMPAL	RF team concern	reserve C1900 for PWM	A00
138	28,37	HW	01/15/2010	COMPAL	Change Esata repeater for power save	Change U95 U96 from 412 to 412A	A00
139	11	HW	01/18/2010	COMPAL	No stuff MLCC caps to fix Acoustic noise	de-pop C50, C52, C57, C59	A00
140	15	HW	01/21/2010	COMPAL	For factory to do JTAG test	Pop R123, R804-R807, R1281, R1282, R1315	A00

DELL CONFIDENTIAL/PROPRIETARY

<b>Compal Electronics, Inc.</b>			
<b>EE-PIR</b>			
Size	Document Number	Rev	
	<b>LA-5571P</b>	0.1	
Date:	Thursday, January 21, 2010	Sheet	58 of 60

PROPRIETARY NOTE: THIS SHEET OF ENGINEERING DRAWING AND SPECIFICATIONS CONTAINS CONFIDENTIAL TRADE SECRET AND OTHER PROPRIETARY INFORMATION OF DELL INC. ("DELL") THIS DOCUMENT MAY NOT BE TRANSFERRED OR COPIED WITHOUT THE EXPRESS WRITTEN AUTHORIZATION OF DELL. IN ADDITION, NEITHER THIS SHEET NOR THE INFORMATION IT CONTAINS MAY BE USED BY OR DISCLOSED TO ANY THIRD PARTY WITHOUT DELL'S EXPRESS WRITTEN CONSENT.

# Version Change List (P. I. R. List)

Item	Page#	Title	Date	Request Owner	Issue Description	Solution Description	Rev.
1	52	Selector	6/1	Compal	CD3301 burn issue	Change PR262 to 47_ohm, add PC323 0.1uF. Add PR409 pull up to +3.3V_ALW2. Delete PR266, add PD21 RB751.	
2	49	+1.05VTT	6/1	Compal ADC Guangyong	Change high side MOS to power pak	Change PQ15 PQ17 to Power pak SIR472DP.	
3	47	+0.75_DDR_VT/ +1.8V_RUN	6/1	Compal ADC Guangyong	Add type 3 cap	Add PC324 150pF	
4	48	+1.05V_VM_UMA	6/1	Compal ADC Guangyong	Add type 3 cap	Add PC325 150pF	
5	46	1.5V_MEM_UMA	6/1	Compal ADC Guangyong	Add droop resistor and input cap.	Add PR410 PC326	
6	47	+0.75_DDR_VT/ +1.8V_RUN	6/1	Compal ADC Guangyong	optimize ISL8014	change PR78 to 10K_ohm change PC81 PC85 PC86 to 10uH unpop PC82 unpop PR379 pop PR381	
7	48	+1.05V_VM_UMA	6/1	Compal ADC Guangyong	optimize ISL8014	change PR97 to 10K_ohm change PC115 PC119 PC120 to 10uH unpop PC116 unpop PR382 pop PR384	
8	50	+VCORE	6/8	Intersil	Change Isen resistor to 11K	Change PR149 PR167 PR190 to 11K_ohm SD03411028L	
9	46	+1.5V_MEM_UMA	6/11	Compal / TI	+1.5V_MEM_UMA output voltage over 2V	unpop PR56	
10	44	+DCIN	6/3	Dell	remove PBAT_ALARM# (6/3 Youssef_Daou)	delete DP5 PR6	
11	50	+VCORE	7/14	Dell / intersil	change Cisense GND to VSUM-	PC174 PC175 PC176 pin2 connect to VSUM-	
12	45	+5V/+3.3V	7/14	Compal ADC Guangyong	change 7*7 & 5*5 choke for cost down	change PL5 from SH00000H90L to SH00000FN0L change PL6 from SH00000HE0L to SH00000HR0L change PL11 from SH00000HE0L to SH00000H00L change PL14 from SH00000HE0L to SH00000HY0L	
13	52	Selector	7/14	TI	CSS GC logic wrong issue	Add PR427 160_ohm to GND	
14	53	ISL62881_UMA	7/16	intersil	change Rbias to 47K_ohm	change PR292 to 47K_ohm	
15	52	Selector	7/16	Compal	Add 1M_ohm pull down to fix ACAV_IN_NB oscillation when battery mode S5	Add PR429	
16	50	+VCORE	7/16	intersil	change Isense resistor to 51K_ohm	change PR149 PR167 PR190 to 51K_ohm	
17	52	Selector	7/22	TI	new version CD3301 (PG2.1) dont need PD21	un-pop PD21 add PR430	
18	52	Selector	7/22	TI	DOCK_AC_OFF_EC floating issue	add PR431	
19	53	ISL62881_UMA	7/22	Intersil	change frequency to 300K	change PR293 to 10K	
20	53	ISL62881_UMA	7/22	Intersil	change Rsum to 0603 package improve Vout accuracy	change PR307 from SD03436518L to SD01436518L	
21	50 / 53	+VCORE / ISL62881_UMA	8/10	Compal	change thermistor from 0603 to 0402 package for cost down	Change PH2 PH3 from SL200000B0L to SL20000100L	

# Version Change List (P. I. R. List)

Item	Page#	Title	Date	Request Owner	Issue Description	Solution Description	Rev.
24	45 / 49 50 / 51	+5V/+3.3V +1.05VTT +Vcore charger	8/11	Compal	solve EMI issue	pop PC32 PC33 PR36 PR39 PL15 PC155 PC165 PC182 PR153 PR173 PR191 add PL27 PL28	
25	50	+Vcore	8/11	intersil / Gary	FAE suggestion (8/5)	PR175 change to 2.21K_ohm depop PC190 PR201	
26	50	+Vcore	8/11	Compal	adjust Vimom	change PC171 to 47nF	
27	53	ISL62881_UMA	8/13	Intersil	FAE suggestion (Kidwell gary) (maill from AJ 0813)	PR307 change to 2k,PR312 change to 2.87k,PR299 change to 10.5k, PC262 change to 0.12uF, PC255 change to 0.015uF,PC266 PR313 depop.	
28	45	+5V/+3.3V	8/17	TI/Compal	adjust OCP setting	Change PR31 from 243K to 232K, PR32 from 232K to 215K	
29	44	+DCIN	10/23	TI/Compal	slow soft star to fast issue	Change PR20 from 0_ohm to 10K.	
30	49	+1.05VTT	10/23	Intel	VTT power good voltage level change	Change PR124 from 28.7K to 9.31K. Change PR128 from 10K to 2.74K.	
31	51	Charger	10/23	Compal EMI	EMI solution	pop PC214 1000pF, PR234 4.7_ohm	
32	49	+1.05VTT	10/23	Maxim	fix VTT drop issue	ILIM = 30mV, un-pop PR104, PR103=0_ohm, PR110, PR120=3.01K_ohm ; PR113, PR122=4.99K_ohm ; PR114, PR123=0_ohm Ceq PC132,PC144 =0.15uF ; Filter PC133, PC145=un-pop ; PR115, PR129=0_ohm REF capacitor PC137 change to 2.2nF Add PR432, PR433 for dual remote sense	
33	51	Charger	10/23	TI	Reduce CD3301 pin34 pin 35 peak current	Change PR392 to 0805 size.	
34	51	Charger	11/10	Compal	ACAV_IN_NB level adjust. (10/29)	Change PR246 from 21.5K to 22.6K	
35	50	+Vcore	11/17	Compal	pop PC190 PR201 for improve 2nd source FDIM	pop PC190 PR201	
36	53	ISL62881_UMA	11/17	Compal	adjust Load Line for 2nd source	change PR299 from 10.5K to 9.53K.	
37	49	+1.05VTT	01/20	Maxim	fix dual pulse issue	pop filter PC133, PC145=1000p ; PR115, PR129=10_ohm	
38	51	Charger	01/20	Compal	reduce surge current. (for CD3301)	Change PR392 form 0_ohm to 1ohm change PC199 from 1uF to 0.1uF	
39	51	Charger	01/20	Compal	EMI can pass without this bead. remove for cost saving.	un-pop PL27	