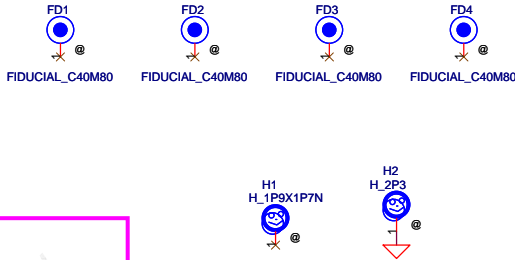
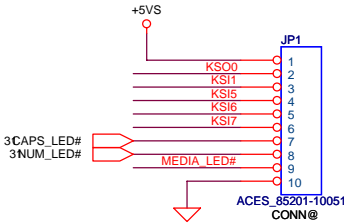
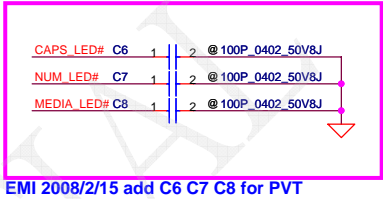
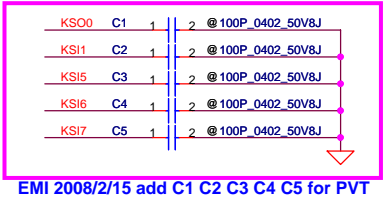
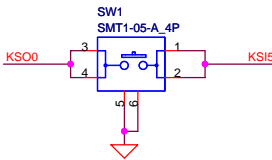


COMPAL CONFIDENTIAL

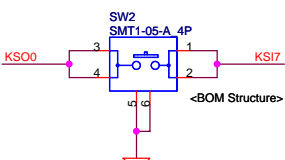
MODEL NAME: JALA0  
PCB NAME: LS-4223P Function/B  
COMPAL P/N: DA20000BW10  
REVISION: 1.0  
DATE: 2008/4/10



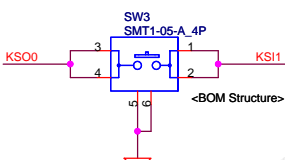
E-Key Button



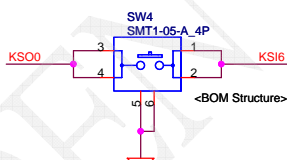
LOCK Button



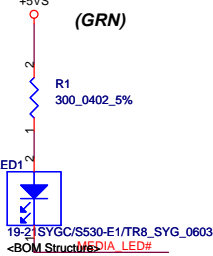
PRESENTATION Button



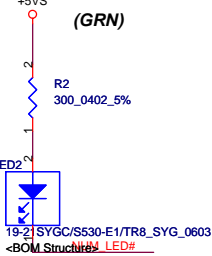
SYNC Button




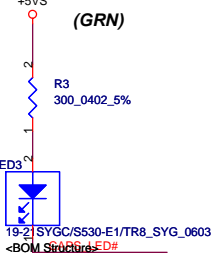
MEDIA\_LED



NUM\_LED



CAPS\_LED



EMI 2007/12/25 add D1 D2 D3 D4 for DVT

PCB

LS4223FUN Rev0: DA20000BW00  
LS4223FUN Rev1: DA20000BW10  
PCB 048 LS-4223P REV1 FUN/B

7772

FFC  
45@

	KSO0
KSI1	PRESENTATION
KSI2	Program_BTN#
KSI3	EMAIL_BTN#
KSI4	IE_BTN#
KSI5	E-KEY_BTN#
KSI6	SYNC
KSI7	LOCK

Security Classification		Compal Secret Data				Compal Electronics, Inc.									
Issued Date		2007/9/1		Deciphered Date		2008/9/1		Title							
THIS SHEET OF ENGINEERING DRAWING IS THE PROPRIETARY PROPERTY OF COMPAL ELECTRONICS, INC. AND CONTAINS CONFIDENTIAL AND TRADE SECRET INFORMATION. THIS SHEET MAY NOT BE TRANSFERRED FROM THE CUSTODY OF THE COMPETENT DIVISION OF R&D DEPARTMENT EXCEPT AS AUTHORIZED BY COMPAL ELECTRONICS, INC. NEITHER THIS SHEET NOR THE INFORMATION IT CONTAINS MAY BE USED BY OR DISCLOSED TO ANY THIRD PARTY WITHOUT PRIOR WRITTEN CONSENT OF COMPAL ELECTRONICS, INC.								SCHEMATIC FUN/B S4223							
								Size	Document Number			Rev			
								Custom	4059LM			B			
								Date:	Friday, April 25, 2008			Sheet	1	of	1