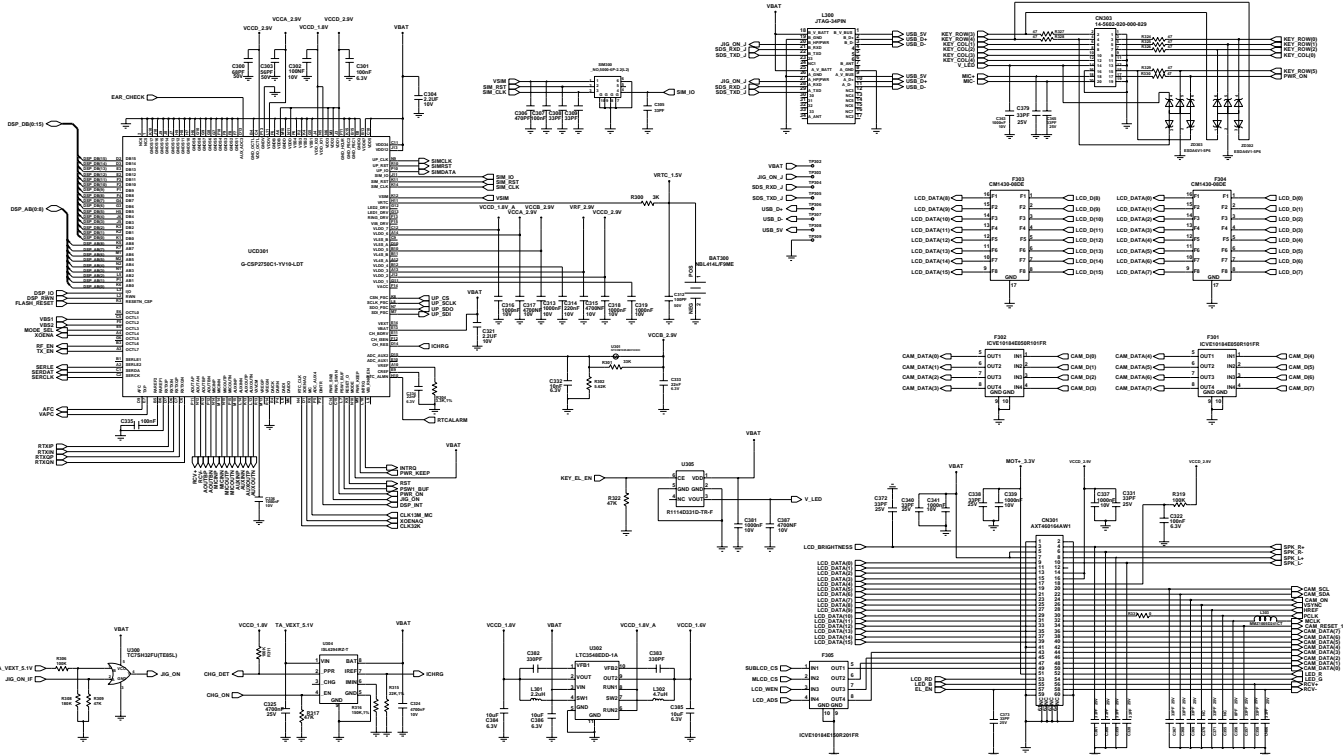
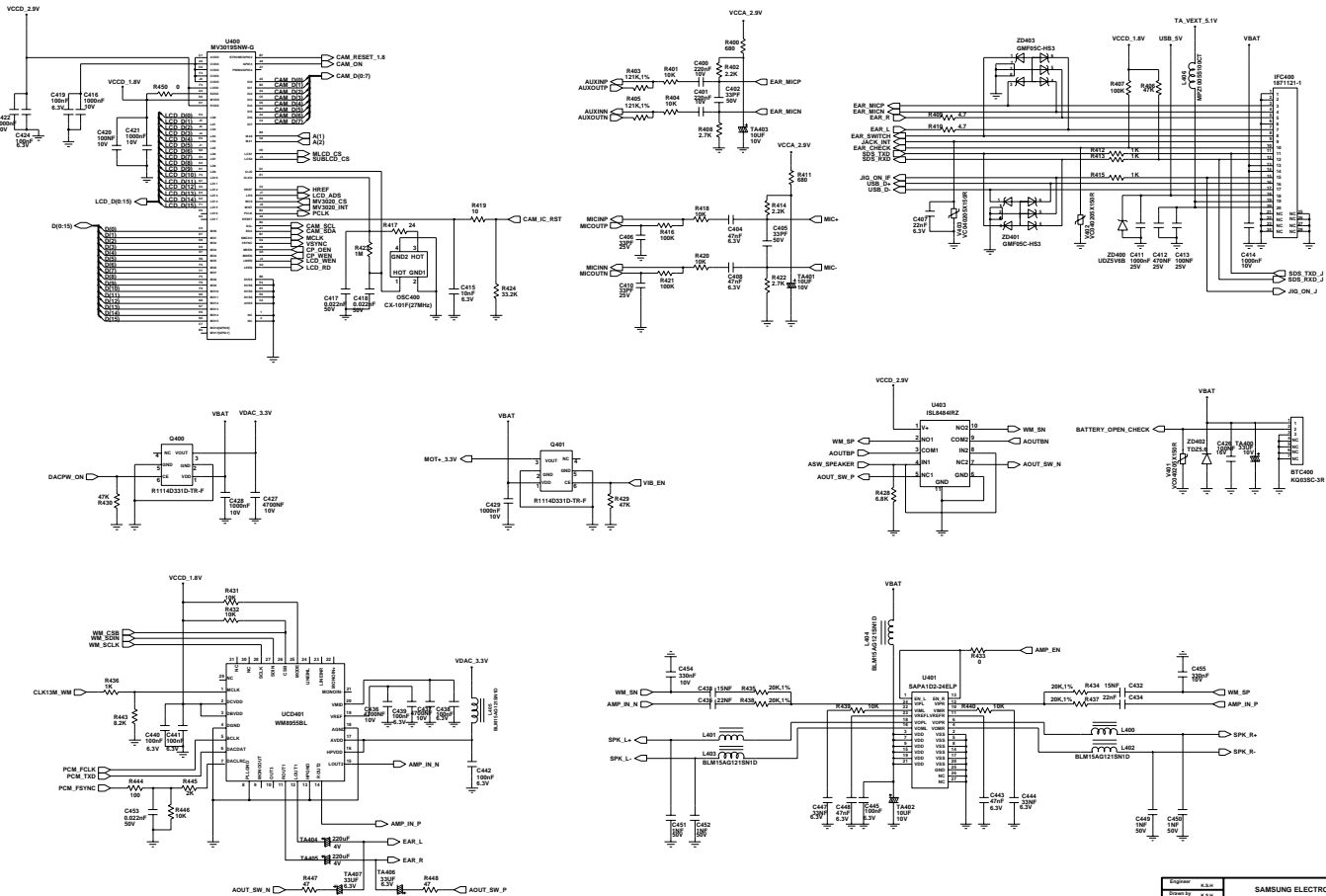
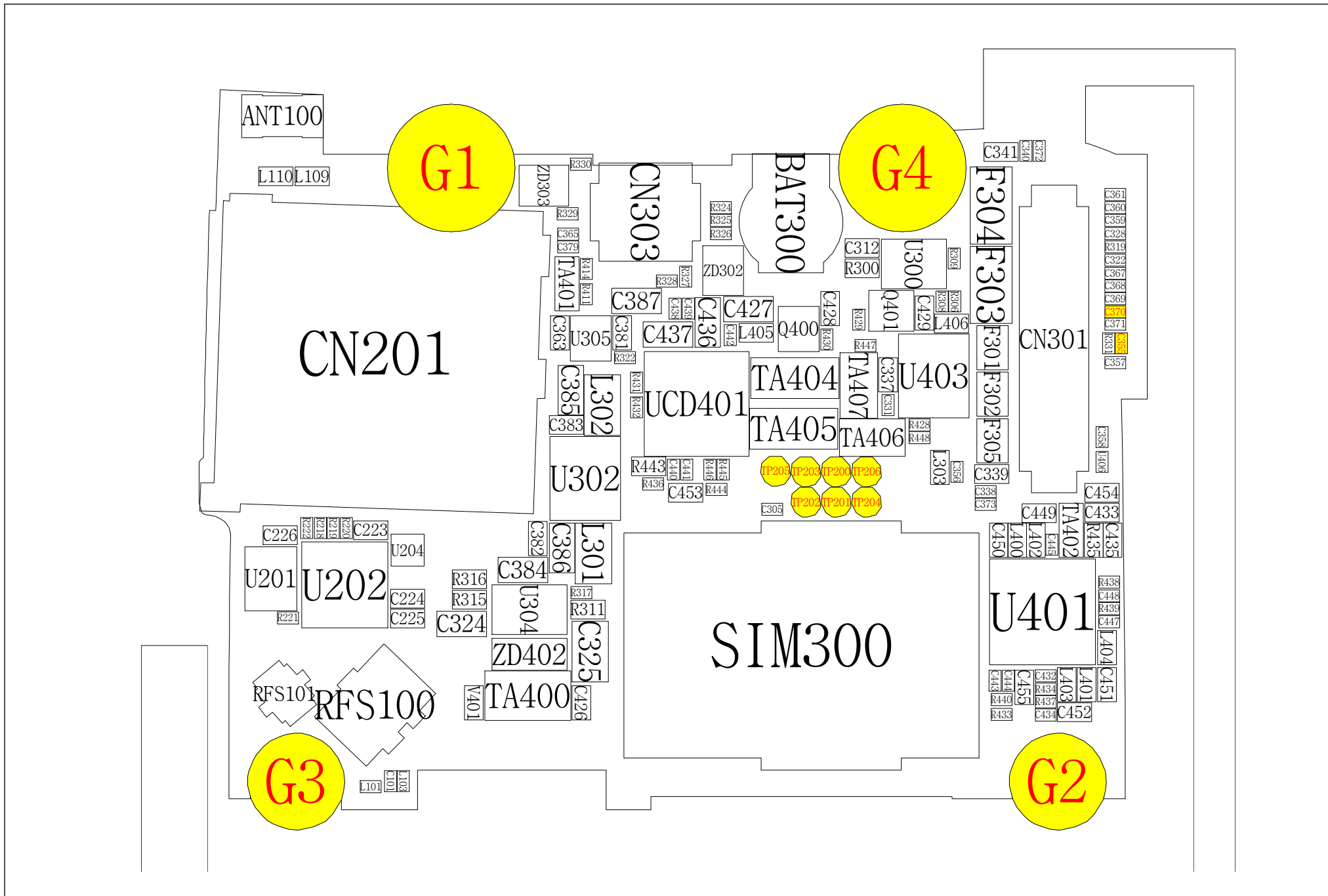


Engineer	SAMSUNG ELECTRONICS
Drawn by	SHIL
Checked by	
Approved by	
Doc No.	SGH-E490 rev1.4
Rev	
Issuing Record	
Sheet	1 of 1





Engineer	0.00	SAMSUNG ELECTRONICS TITLE SGH-E490 rev1.4 WORKFLOW	
Design	0.00		
Rev	0.00		
Checked	0.00		
Design No	00010000	Sheet Number	01
Doc Name	00010000	Rev	01



IFC400

UME407

U400

UCP201

UCD301

BTC400

U101

U100

MOD100

ZD400

OSC400

OSC201

U203

OSC201

OSC100

U205

C212 C213 R226 R225 R201 R309 R306 R307 R308 R202

C220 R208 C216 R222 R211 R204 R203 R207 R202 C201 R206 C204 C203

C219 R200 R211 R210 R208

C228 C200 C229 C224 C302 C205

C413 C421 C422 C420 C421 R450 R415 R424 R411 C318 C300

C414 R407 R406 R412 R413 ZD401 C319 R304 C313

V403 C407 V402 C315 C316 C314 R304 C313

C317 C304 C321

TA403 R400 R402 C402 C401 R401 R404 R403 R421 R416 C406 R418 C410 C405 U301 C336 C333 C135 R111 Q100 C137 R109 C134 C136 C132

R104 R102 R101 C110 C112 C118 R103

C105 C106 C103 C116 C117 R103 R108 R106

C100 C113

L108 C107 C104 C102 C101 C111 C108 C109

L106 L105 L104 C114 C115 F100 C138 C119 F101 C139 C120 F101 C121 C124 F102 C125 C126 F103 C140

C123 C131 R110 C129 R108 R130

L200 C216 U205 C215 R207

R107 C127 C123 C122 C121

C408 R422 C408 R301 C332 R302 C301 C333 C135 R111 Q100 C137 R109 C134 C136 C132

C317 C304 C321

TA403 R400 R402 C402 C401 R401 R404 R403 R421 R416 C406 R418 C410 C405 U301 C336 C333 C135 R111 Q100 C137 R109 C134 C136 C132

C137 R109 C134 C136 C132

L200 C216 U205 C215 R207

R107 C127 C123 C122 C121

C408 R422 C408 R301 C332 R302 C301 C333 C135 R111 Q100 C137 R109 C134 C136 C132