

SCHEM, MLB, MBP17

05/07/2007

1. ALL RESISTANCE VALUES ARE IN OHMS, 0.1 WATT +/- 5%.
2. ALL CAPACITANCE VALUES ARE IN MICROFARADS.
3. ALL CRYSTALS & OSCILLATOR VALUES ARE IN HERTZ.

REV	ZONE	ECN	DESCRIPTION OF CHANGE	CK APPD	ENG APPD
?		50265	PVT Release	?	?
				DATE	DATE

Page	Contents	Sync	Date
1	Table of Contents	N/A	N/A
2	System Block Diagram	(T9_MLB)	08/23/2006
3	Power Block Diagram	(T9_MLB)	08/23/2006
4	Power Block Diagram	N/A	N/A
5	BOM Configuration	N/A	N/A
6	Revision History	N/A	N/A
7	Functional / ICT Test	MASTER	MASTER
8	Power Aliases	(MASTER)	(MASTER)
9	Signal Aliases	(T9_MLB)	08/23/2006
10	CPU FSB	T9_NOME	01/25/2007
11	CPU Power & Ground	T9_NOME	01/25/2007
12	CPU Decoupling & VID	M75_MLB	12/07/2006
13	eXtended Debug Port (XDP)	T9_NOME	01/22/2007
14	NB CPU Interface	T9_NOME	01/25/2007
15	NB PEG / Video Interfaces	T9_NOME	03/19/2007
16	NB Misc Interfaces	T9_NOME	01/25/2007
17	NB DDR2 Interfaces	T9_NOME	01/25/2007
18	NB Power 1	T9_NOME	01/25/2007
19	NB Power 2	T9_NOME	01/25/2007
20	NB Grounds	T9_NOME	01/25/2007
21	NB Standard Decoupling	T9_NOME	12/21/2006
22	NB Graphics Decoupling	M75_MLB	03/20/2007
23	SB Enet, Disk, FSB, LPC	T9_NOME	01/25/2007
24	SB PCI, PCIe, DMI, USB	T9_NOME	01/25/2007
25	SB Pwr Mgt, GPIO, Clink	M75_MLB	04/02/2007
26	SB Power & Ground	T9_NOME	01/25/2007
27	SB Decoupling	T9_NOME	01/25/2007
28	SB Misc	M75_MLB	03/19/2007
29	Clock (CK505)	T9_NOME	01/25/2007
30	Clock Termination	M75_MLB	03/19/2007
31	DDR2 SO-DIMM Connector A	M75_MLB	03/19/2007
32	DDR2 SO-DIMM Connector B	M75_MLB	03/19/2007
33	Memory Active Termination	(MASTER)	(MASTER)
34	Left I/O Board Connector	(MASTER)	(MASTER)
35	Ethernet (Yukon)	T9_NOME	01/25/2007
36	Yukon Power Control	T9_NOME	03/19/2007
37	Ethernet Connector	M75_MLB	12/21/2006
38	FireWire Link (TSB83AA22)	M75_MLB	12/04/2006
39	FireWire PHY (TSB83AA22)	M75_MLB	12/04/2006
40	FireWire Port Power	M75_MLB	03/07/2007
41	FireWire Ports	M75_MLB	12/04/2006
42	PATA Connector	M75_MLB	12/07/2006
43	External USB Connector	M75_MLB	12/04/2006
44	Left Clutch Barrel Interconnect	M75_MLB	12/21/2006
45	SMC	T9_NOME	12/21/2006

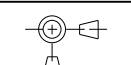

Page	Contents	Sync	Date
46	SMC Support	M75_MLB	04/25/2007
47	LPC+ Debug Connector	M75_MLB	12/04/2006
48	SMBus Connections	(MASTER)	(MASTER)
49	Current & Voltage Sensing	M75_MLB	03/19/2007
50	Current Sensing	M75_MLB	03/19/2007
51	Thermal Sensors	M75_MLB	03/19/2007
52	Fan Connectors	M75_MLB	12/04/2006
53	Current & Thermal Sensors	(MASTER)	(MASTER)
54	ALS Support	M75_MLB	12/04/2006
55	Sudden Motion Sensor (SMS)	M75_MLB	12/04/2006
56	SPI BootROM	T9_NOME	01/25/2007
57	DC-In & Battery Connectors	(MASTER)	(MASTER)
58	Power FETs	M75_MLB	04/24/2007
59	IMVP6 CPU VCore Regulator	(MASTER)	(MASTER)
60	IMVP6 NB Gfx Core Regulator	M75_MLB	03/05/2007
61	5V / 3.3V Power Supply	M75_MLB	12/04/2006
62	1.25V / 1.05V Power Supply	M75_MLB	03/05/2007
63	1.8V DDR2 Supply	M75_MLB	12/04/2006
64	1.5V Power Supply	M75_MLB	03/05/2007
65	FW PHY Power Supplies	M75_MLB	12/04/2006
66	3.425V G3Hot Supply & Power Control	M75_MLB	04/02/2007
67	PBus Supply & Batt. Charger	M75_LIO	03/08/2007
68	NV G84M PCI-E	M75_MLB	03/19/2007
69	NV G84M Core/FB Power	M75_MLB	03/19/2007
70	NV G84M Frame Buffer I/F	M75_MLB	03/19/2007
71	GDDR3 Frame Buffer A	M75_MLB	04/02/2007
72	GDDR3 Frame Buffer B	M75_MLB	04/02/2007
73	NV G84M GPIO/MIO/Misc	M75_MLB	03/19/2007
74	GPU Straps	M75_MLB	04/02/2007
75	NV G84M Video Interfaces	M75_MLB	03/19/2007
76	GPU (G84M) Core Supply	M75_MLB	03/21/2007
77	LVDS Display Connector	M75_MLB	03/19/2007
78	DVI Display Connector	M75_MLB	03/19/2007
79	LVDS Interface Mux	M75_MLB	03/19/2007
80	M76 Specific Connectors	(MASTER)	(MASTER)
81	Inverter Support	M75_LIO	01/23/2007
82	Inverter Control IC	M75_LIO	01/23/2007
83	CPU/FSB Constraints	T9_NOME	01/25/2007
84	NB Constraints	T9_NOME	01/25/2007
85	Memory Constraints	T9_NOME	01/25/2007
86	SB Constraints (1 of 2)	T9_NOME	01/25/2007
87	SB Constraints (2 of 2)	T9_NOME	01/25/2007
88	Clock & SMC Constraints	T9_NOME	01/25/2007
89	FireWire Constraints	T9_NOME	01/25/2007
90	GPU (G84M) Constraints	M75_MLB	01/26/2007

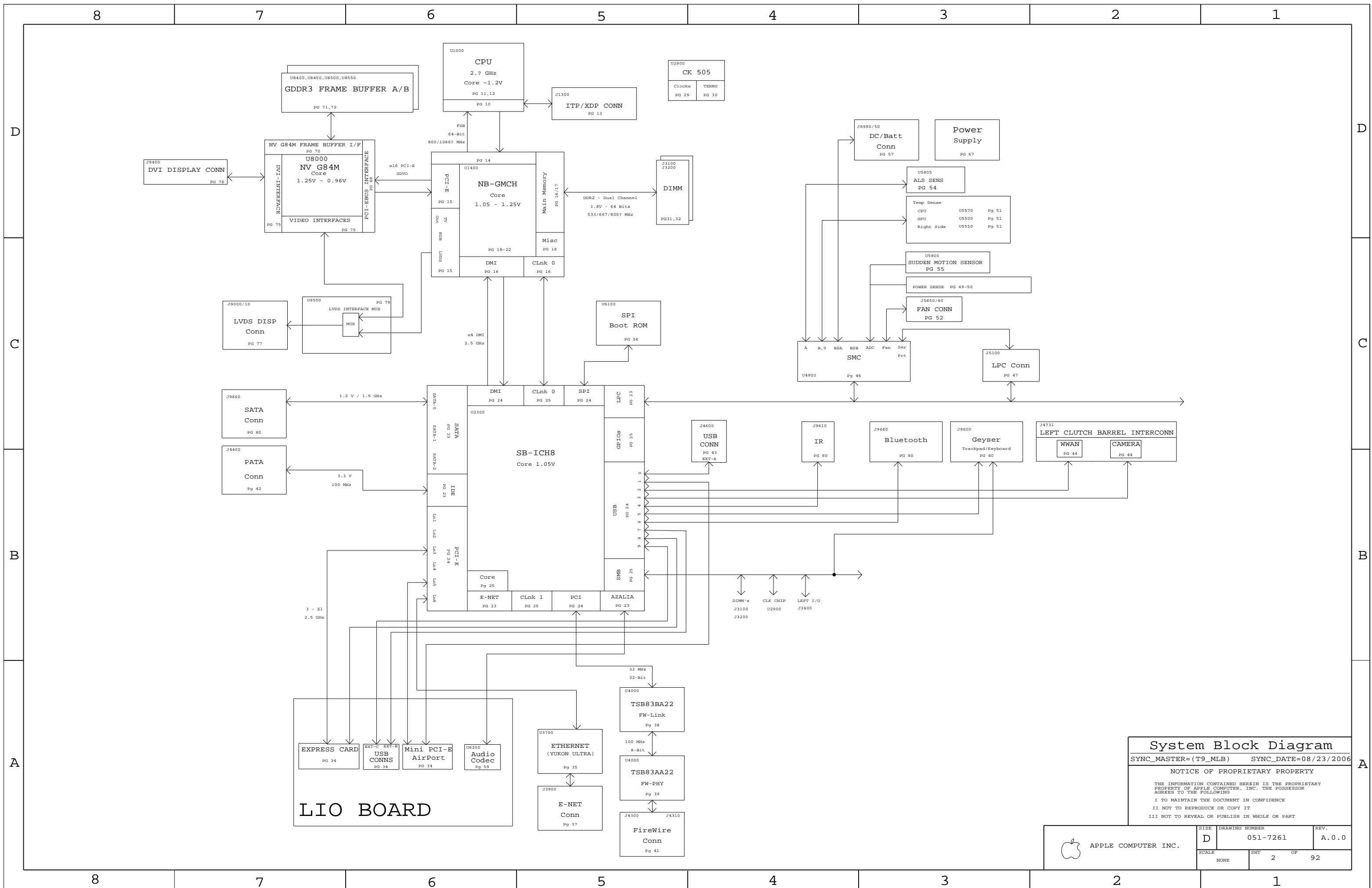
Page	Contents	Sync	Date
91	M76 Specific Constraints	M76_MLB	02/02/2007
92	M75/M76 Rule Definitions	M76_MLB	02/02/2007

Schematic / PCB #'s

PART NUMBER	QTY	DESCRIPTION	REFERENCE DES	CRITICAL	BOM OPTION
051-7261	1	SCHEM, MLB, MBP17	SCH	CRITICAL	
820-2132	1	PCBFB, MLB, MBP17	PCB	CRITICAL	

DRAWING
TITLE=MLB
ABBREV=DRAWING
LAST_MODIFIED=Mon May 7 19:12:36 2007

<p style="text-align: center;">DIMENSIONS ARE IN MILLIMETERS</p> <p>XX: _____</p> <p>X.XX: _____</p> <p>X.XXX: _____</p> <p>ANGLES: _____</p> <p style="text-align: center;">DO NOT SCALE DRAWING</p> <p style="text-align: center;">  THIRD ANGLE PROJECTION </p>	METRIC	 Apple Computer Inc.												
<table border="1" style="width: 100%; border-collapse: collapse;"> <tr> <td style="width: 50%;">DRAFTER</td> <td style="width: 50%;">DESIGN CK</td> </tr> <tr> <td>ENG APPD</td> <td>MFG APPD</td> </tr> <tr> <td>QA APPD</td> <td>DESIGNER</td> </tr> <tr> <td>RELEASE</td> <td>SCALE</td> </tr> <tr> <td></td> <td style="text-align: center;">NONE</td> </tr> <tr> <td>MATERIAL/FINISH NOTED AS APPLICABLE</td> <td style="text-align: center;">SIZE D</td> </tr> </table>		DRAFTER	DESIGN CK	ENG APPD	MFG APPD	QA APPD	DESIGNER	RELEASE	SCALE		NONE	MATERIAL/FINISH NOTED AS APPLICABLE	SIZE D	<p style="text-align: center;">NOTICE OF PROPRIETARY PROPERTY</p> <p style="font-size: small;">THE INFORMATION CONTAINED HEREIN IS THE PROPRIETARY PROPERTY OF APPLE COMPUTER, INC. THE POSSESSOR AGREES TO THE FOLLOWING</p> <p style="font-size: x-small;">I. TO MAINTAIN THE DOCUMENT IN CONFIDENCE II. NOT TO REPRODUCE OR COPY IT III. NOT TO REVEAL OR PUBLISH IN WHOLE OR PART</p> <p style="text-align: center; font-size: large; font-weight: bold;">SCHEM, MLB, MBP17</p> <p style="text-align: right;">DRAWING NUMBER 051-7261 REV. A.0.0 SHT 1 OF 92</p>
DRAFTER	DESIGN CK													
ENG APPD	MFG APPD													
QA APPD	DESIGNER													
RELEASE	SCALE													
	NONE													
MATERIAL/FINISH NOTED AS APPLICABLE	SIZE D													



System Block Diagram

SYNC_MASTER=(T9_MLB) SYNC_DATE=08/23/2006

NOTICE OF PROPRIETARY PROPERTY

THE INFORMATION CONTAINED HEREIN IS THE PROPRIETARY PROPERTY OF APPLE COMPUTER, INC. THE POSSESSOR AGREES TO THE FOLLOWING

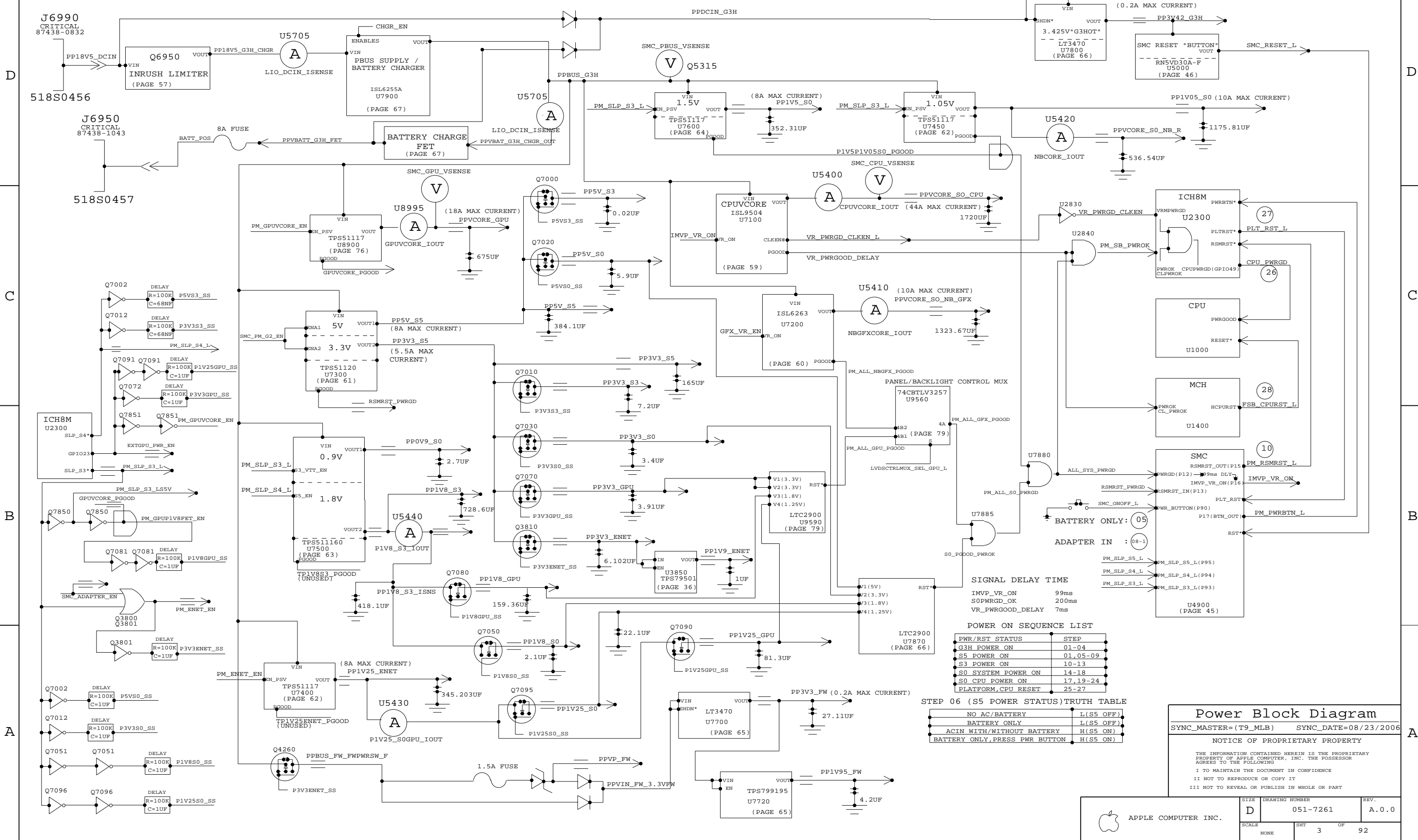
I TO MAINTAIN THE DOCUMENT IN CONFIDENCE

II NOT TO REPRODUCE OR COPY IT

III NOT TO REVEAL OR PUBLISH IN WHOLE OR PART

APPLE COMPUTER INC.	SIZE D	DRAWING NUMBER 051-7261	REV. A.0.0
	SCALE NONE	SHEET 2	OF 92

M76 POWER SYSTEM ARCHITECTURE



Power Block Diagram

SYNC_MASTER=(T9_MLB) SYNC_DATE=08/23/2006

NOTICE OF PROPRIETARY PROPERTY
 THE INFORMATION CONTAINED HEREIN IS THE PROPRIETARY PROPERTY OF APPLE COMPUTER, INC. THE POSSESSOR AGREES TO THE FOLLOWING:
 I TO MAINTAIN THE DOCUMENT IN CONFIDENCE
 II NOT TO REPRODUCE OR COPY IT
 III NOT TO REVEAL OR PUBLISH IN WHOLE OR PART

APPLE COMPUTER INC.	SIZE	DRAWING NUMBER	REV.
	D	051-7261	A.0.0
SCALE	SHT	OF	92
NONE	3		

8

7

6

5

4

3

2

1

D

D

C

C

B

B

A

A


Power Block Diagram

SYNC_MASTER=N/A SYNC_DATE=N/A

NOTICE OF PROPRIETARY PROPERTY

THE INFORMATION CONTAINED HEREIN IS THE PROPRIETARY PROPERTY OF APPLE COMPUTER, INC. THE POSSESSOR AGREES TO THE FOLLOWING

- I TO MAINTAIN THE DOCUMENT IN CONFIDENCE
- II NOT TO REPRODUCE OR COPY IT
- III NOT TO REVEAL OR PUBLISH IN WHOLE OR PART

 APPLE COMPUTER INC.	SIZE	DRAWING NUMBER	REV.
	D	051-7261	A.0.0
SCALE	SHT	OF	
NONE	4	92	

8

7

6

5

4

3

2

1

BOM Variants

BOM NUMBER	BOM NAME	BOM OPTIONS
630-7943	PCBA, 2.4GHZ, BTR, VRAM-SAM, MBP17	M76_COMMON, CPU_2_4GHZ, FB_256_SAMSUNG, INV_BYPASS, EEE_X6P
630-8549	PCBA, 2.4GHZ, BTR, VRAM-HY, MBP17	M76_COMMON, CPU_2_4GHZ, FB_256_HYNIX, INV_BYPASS, EEE_XWU
630-8732	PCBA, 2.4GHZ, CTO, VRAM-SAM, MBP17	M76_COMMON, CPU_2_4GHZ, FB_256_SAMSUNG, M76_CTO, EEE_XZ6
630-8733	PCBA, 2.4GHZ, CTO, VRAM-HY, MBP17	M76_COMMON, CPU_2_4GHZ, FB_256_HYNIX, M76_CTO, EEE_XZ7

M76 BOM Groups

BOM GROUP	BOM OPTIONS
M76_COMMON	COMMON, ALTERNATE, M76_COMMON1, M76_COMMON2, M76_DEBUG, M76_PROGPARTS, ISL6257H
M76_COMMON1	EXTGPU_RST_HW, ISL9504B, LVDS_SEL_RESUME, ONEWIRE_PU, CPU_NTC_A, GPU_XW1
M76_COMMON2	P1V8S3_1V825_GPUFB, SLG2AP101, SMS_MOT_DIS, YUKON_ULTRA, VGA_TERM_CONN
M76_CTO	INV_SPLIT, INV_17INCH
M76_DEBUG	SMC_DEBUG_NO, XDP, LPCPLUS
M76_PROGPARTS	BOOTROM_PROG, SMC_PROG

BOM GROUP	BOM OPTIONS
FB_256_SAMSUNG	VRAM_256, VRAM_SAMSUNG, VRAM_256_SAMSUNG
FB_256_HYNIX	VRAM_256, VRAM_HYNIX, VRAM_256_HYNIX

Bar Code Labels / EEE #'s

PART NUMBER	QTY	DESCRIPTION	REFERENCE DES	CRITICAL	BOM OPTION
826-4393	1	LBL, P/N LABEL, PCB, 28MM X 6 MM	[EEE:X6P]	CRITICAL	EEE_X6P
826-4393	1	LBL, P/N LABEL, PCB, 28MM X 6 MM	[EEE:XWU]	CRITICAL	EEE_XWU
826-4393	1	LBL, P/N LABEL, PCB, 28MM X 6 MM	[EEE:XZ6]	CRITICAL	EEE_XZ6
826-4393	1	LBL, P/N LABEL, PCB, 28MM X 6 MM	[EEE:XZ7]	CRITICAL	EEE_XZ7

Module Parts

PART NUMBER	QTY	DESCRIPTION	REFERENCE DES	CRITICAL	BOM OPTION
338S0388	1	IC, GPU, NV G84M, BGA	U8000	CRITICAL	
338S0432	1	IC, NB, CRESTLINE, GM, CO, PRQ, 965PM	U1400	CRITICAL	
338S0434	1	IC, SB, ICH8M, B1, PRQ, BGA	U2300	CRITICAL	
353S1461	1	IC, ISL9504, SYNC REG CTRL, 2PHAS, QFN48, LF	U7100	CRITICAL	ISL9504A
353S1651	1	IC, ISL9504B, 2PH IMVP6 REG, PMON, QFN48	U7100	CRITICAL	ISL9504B

359S0127	1	IC, 68 PIN, CK505, LOW POWER CLOCK GENER	U2900	CRITICAL	SLG8LP537
359S0130	1	IC, SLG2AP101, LW PWR CLK GEN, CK505, QFN68	U2900	CRITICAL	SLG2AP101
338S0386	1	IC, 88E8058, GIGABIT ENET XCVR, 64P QFN	U3700	CRITICAL	
338S0274	1	IC, SMC, HS8/2116	U4900	CRITICAL	SMC_BLANK
341S2050	1	IC, SMC, DEVELOPMENT, M76	U4900	CRITICAL	SMC_PROG
335S0384	1	IC, 16MBIT 8-PIN SPI SERIAL FLASH, SOIC8	U6100	CRITICAL	BOOTROM_BLANK
341S2002	1	IC, EFI ROM, DEVELOPMENT, M75	U6100	CRITICAL	BOOTROM_PROG

333S0382	4	IC, SGRAM, GDDR3, 16MX32, 700MHZ, 136 FBGA	U8400, U8450, U8500, U8550	CRITICAL	VRAM_256_SAMSUNG
333S0401	4	IC, SGRAM, GDDR3, 16MX32, 700MHZ, 136 FBGA	U8400, U8450, U8500, U8550	CRITICAL	VRAM_256_HYNIX
337S3465	1	IC, MDC, SR, E1, PRQ, 2.4G, 35W, 800FSB, 4M, BGA	U1000	CRITICAL	CPU_2_4GHZ

Alternate Parts

PART NUMBER	ALTERNATE FOR PART NUMBER	BOM OPTION	REF DES	COMMENTS:
157S0011	157S0030		ALL	SEE alt to TR/BitTech negotiation
152S0476	152S0276		ALL	Inductor alternate
138S0603	138S0602		ALL	Mount alt to Samsung 22P Anasatis caps
353S1681	353S1294		ALL	IC alternate to National
376S0543	376S0466		ALL	SW alternate to ellisona 81843
376S0526	376S0451		ALL	Passive alt to alternate to OPT707

BOM Configuration

SYNC_MASTER=N/A SYNC_DATE=N/A

NOTICE OF PROPRIETARY PROPERTY

THE INFORMATION CONTAINED HEREIN IS THE PROPRIETARY PROPERTY OF APPLE COMPUTER, INC. THE POSSESSOR AGREES TO THE FOLLOWING
 I TO MAINTAIN THE DOCUMENT IN CONFIDENCE
 II NOT TO REPRODUCE OR COPY IT
 III NOT TO REVEAL OR PUBLISH IN WHOLE OR PART



APPLE COMPUTER INC.

SIZE	DRAWING NUMBER	REV.
D	051-7261	A.0.0
SCALE	SHT	OF
NONE	5	92

	8	7	6	5	4	3	2	1	
D	<p>DVT</p> <p>13.1.0: 3/05/07 -- Integrated m75/mlb pages 22,25,28,30-32,50,53-55,72,74,76,78,80-82,84-90,94,95 through: Change 46833 by cerickso@m75_mlb_051-7225_12.5.0_tmp.Ecad on 2007/03/02 09:49:13 Changes since previous major release (12.3.0): - LVDS Connector: Changed pin 5 of connector from NC to PP3V3_SW_LCD (in case we add extra cable for power - rdar://5024882) - NB GFX Decoupling: Added R2260 (0.3 ohm, 0603) to bring ESR of regulator output cap in spec (rdar://5000272) Changes since previous major release (12.2.0): - Left Clutch IC: Updated both I-PEX connectors to new APN (part update for shell plating) - NB GFX Core: Changed Vcore controller to ISL6263B (part consolidation effort between Apple/Intersil - rdar://5009109) - Power Supplies: Replaced APN 152S0511 with 152S0368 (duplicate APNs for same part - rdar://5009109) - Thermal Sensors: Updated topology of EMC1033 sensors (removed shorts, changed connector caps to 18pF) - NB GFX Decoupling/Power Aliases: Connected VCCD_CRT of NB to GND per CRT disable guidelines Changes since previous bom release (12.0.0): - GPU FB: Changed cal resistors per Nvidia PUN (R8290 to 45.3 ohm and R8291 to 24.9 ohm) - GPU FB: Changed unterminated-mode reference voltage to 40% (R8297 -> 1.02k, R8432/82, R8532/82 -> 2.21K) - Power Sequencing: Removed U7885/C7885 to take GFX_PGOOD out of PWR_OK chain (rdar://4974927) - GPU Vcore: NO STUFFED all PWRCTL related components (feature not to be supported) - GPU Vcore: Updated voltage setpoints to 1.000/1.070/1.125V - SB GPIOs: Sync'd page25.csa to T9_MLB to get pullup updates - Thermal Sensors: Updated topology of EMC1033 filter caps (added C5515 next to IC, moved other caps to connectors) 3/5/07 -- Added GPU Vcore VFB resistor BOM table and GCORE_M76 BOM Option to M76_COMMON BOM group. 3/5/07 -- Removed RX3920-RX3927. 3/5/07 -- FireWire: Changed to Rev C of TI FireWire MCM (APN: 338S0435) 3/5/07 -- ODD Conn: Changed ODD power FET to FDC606P (from FDC638P) for reduced Rds(on) 3/5/07 -- Changed 1.8V supply feedback resistors R7520 to 21.5K 0.1% and R7521 15.0K 0.1%.% 13.2.0 3/07/07 -- Integrated m75/mlb pages 25,42,70 through: Change 47192 by cerickso@m75_mlb_051-7225_12.7.0_tmp.Ecad on 2007/03/06 18:36:54 Changes since previous major release (12.6.0): - FireWire Ports: Changed D4260 to PDS540 for higher current capacity - SB GPIOs: Changed R2514 from pulldown to pullup to correct auto power-on issue (Linda card detect GPIO) 3/07/07 -- Q7080 PPIV8_GPU FET changed for lower Rds on from FDM6296 to RJK0301DPB 13.3.0 3/08/07 -- Removed =PPIV5_S0_NB_VCCD_CRT alias to PPIV5_S0 since VCCD_CRT is GNDed per CRT disable guidelines. 3/08/07 -- Battery charge current limit circuit changes. 3/08/07 -- Changed R9811 from 15.0K to 14.0K. This is so that M57 inverter and split inverter can use same backlight table. 3/08/07 -- Changed R9950 from 220K to NOSTUFF to improve current and voltage asymmetry ratio. 3/08/07 -- Changed BOM option on R9960 511K from NOSTUFF to INV_SPLIT to improve current and voltage asymmetry ratio. 3/08/07 -- Integrated CSA pg. 55 through: Change 47450 by cerickso@m75_mlb_051-7225_12.8.0_tmp.Ecad on 2007/03/08 10:49:26 Changes since previous major release (12.7.0): - Thermal Sensors: Added R5515/R5516 in case low pass filter is needed for EMC1033 3/08/07 -- Integrated CSA pg. 79 through: Change 47440 by xyang@m75_luo_051-7226_7.9.0_tmp.Ecad on 2007/03/08 10:25:46 Changed Charger PWM limit resistor according to MARC K.'S M70 values 13.4.0 3/12/07 -- Added BOM option P1V8S3_1V825 to M76_COMMON2 BOM group. 3/12/07 -- Modified R7520 and R7521 to use symbols for 0.1% resistors. Removed OMIT BOM option from R7521. Changed BOM options for R7520 to choose between 1.8V or 1.825V 0.1% resistors. 14.0.0 3/14/07 -- Removed BOM option for HDCP as feature is removed. 3/14/07 -- Moved =PPIV8_GPU_P1V8GPFUFET from PPIV8_S3_ISNS to PPIV8_S3. This is to remove the current sense resistor from the GPU 1.8V path. Cleaned up unused aliases. 3/14/07 -- Constraints: Constrained WWAN_SIM signals to 50 ohms 3/14/07 -- Integrated m75/mlb CSA pages 55 & 78 through: Change 48122 by cerickso@cerickso_m75.Ecad on 2007/03/14 15:27:36 - Thermal Sensors/Aliases: Changed mounting pads of Th2H sensor connector to left clutch chassis gnd - Power Control: Corrected alias connections for 5V/3V3 S5 enable signals 14.1.0 3/14/07 -- Moved =PPIV8_S0_P1V8S0FET from PPIV8_S3_ISNS to PPIV8_S3. 14.2.0 3/15/07 -- Changes to low voltage inverter for M76 piezo. 14.5.0 3/19/07 -- Integrated m75/mlb CSA pgs. 28,30-32,50,53-55,80-82,84-88,90,94,95 through: Change 48405 by cerickso@m75_mlb_051-7225_13.3.0_tmp.Ecad on 2007/03/16 12:18:46 Changes since previous major release (13.2.0): - Thermal Sensors: Moved remote sensor U5500 to SMC SMBus A and S3 power rail to clear I2C addr clash 3/19/07 --Integrated t9/mlb_noME CSA pgs. 15 & 38 through: Change 48372 by wferry@wferry_projects.Ecad on 2007/03/16 09:11:01 Quick submit of T9 noME branch. Major release will follow once changes are properly documented in Radar and revision history. Page 15: Sync from main-line (renamed LVDS_VREFx nets). Page 38: Changed Yukon crystal load caps to 18pF per radar://4946795 (really radar://4945362). 3/19/07 -- Added OMIT BOM option to L4731 and L4741. 3/19/07 -- Added BOM table with 0 Ohm 0603 resistors at L4731,L4741. 3/19/07 -- SMBus: moved Remote Temps from SMC B to SMC A in order to use EMC1043-5. 3/19/07 -- <rdar://problem/5070179> BOM update: boost circuit open causes MLB & SIMM damage (see 5064997) Deleted R7364 and made C7364 0603 size, still 0.1uF (132S0100). Deleted R7420 and R7470 and made C7420 and C7470 0603 size, still 0.1uF (132S0100). Deleted R7525 and made C7525 0805 size, still 0.1uF (132S0201). Deleted R7615 and made C7615 0603 size, still 0.1uF (132S0100). Deleted R8915 and made C8915 0603 size, still 0.1uF (132S0100). 3/19/07 -- Changes to low voltage inverter for M76 piezo. L9950 changed from 152S0527 (15uH, 2.8A, 115mOhm) to 152S0585 (22uH, 2.8A, 129mOhm). 14.6.0 3/19/07 -- Integrated m75/mlb CSA pgs. 55 & 78 through: Change 48590 by cerickso@m75_mlb_051-7225_13.4.0_tmp.Ecad on 2007/03/19 14:26:14 Changes since previous major release (13.3.0): - Thermal Sensors: Updated U5500 power alias to indicate device should be on S3 rail - Power Control: Added U7858 to level shift PM_G2_EN to 3.42V to 5V 3/19/07 -- Updated SMC A SMBus information for Left I/O Board and Top-Case. 3/19/07 -- Deleted R7324 and made C7324 0603 size, still 0.1uF (132S0100). 14.7.0 3/19/07 -- Added three 0603 0 ohm resistors R4740-R4742 for EMC return current path. 3/19/07 -- Battery charge current limit circuit changes for max charge current of 4.5A. 3/19/07 -- Integrated m75/mlb CSA pgs. 22 & 78 through: Change 48660 by cerickso@m75_mlb_051-7225_13.5.0_tmp.Ecad on 2007/03/19 20:17:1 Changes since previous major release (13.4.0): - Power Control: Tied all 4 5V/3.3V enables (EN1, EN2, EN3 and EN5) together as part of PM_G2_EN 14.8.0 3/21/07 -- Integrated m75/mlb CSA pgs. 84,85 & 89 through: Change 48885 by cerickso@m75_mlb_051-7225_14.0.0_tmp.Ecad on 2007/03/20 21:27:14 This fab release is for DVT! Changes since previous major release (13.5.0): - GPU Vcore: Updated setpoints for GPU Vcore based upon Nvidia Vmin (i.e. 1.05V, 1.05V, 1.05V, 1.125V) - FB: Changed FB VREF caps to 2x0.0047uF as required by Nvidia PUN 02736-001-v07 (which requests 1x0.01uF) 3/21/07 -- <rdar://problem/4838347> EMC - M76 MLB changes Change BOM option on L4764 to OMIT and added BOM table entry for 0 ohm resistor at L4764. 3/21/07 -- <rdar://problem/5073301> M76: Change GPU Vmin Changed resistors for M76 Vcore setpoints (i.e. 1.05V, 1.05V, 1.05V, 1.125V, 1.25V) Removed NOSTUFF BOM option from R8924. Changed R8924 to 28K. Changed R8925 to 16.9K. Changed table text notes. 3/22/07 -- Items relating to <rdar://problem/5061583> Task: Current Surge When Insert Battery Without AC Plugged-In 3/22/07 -- Added D7903 for voltage ripple on ISL6257 BOOT and PHASE pins. 3/22/07 -- Added Q7970 for potential battery inrush current. 15.0.0 3/26/07 -- Removed C7930 and R7903 for space reasons. 15.2.0 3/28/07 -- Change BOM option for 1.8V regulator feedback to 1.8V GPU FET input. 3/28/07 -- Added XW7580 and R7580 for option to tie 1.8V S3 regulator feedback point to input of 1.8V GPU FET. 3/28/07 -- Integrated m75/mlb CSA pg. 87 through Change 49919 by cerickso@cerickso_m75.Ecad on 2007/03/28 14:28:29 Changes since previous fab release (14.0.0): - GPU Straps: Added PCI_DEVID<3..0> pullup straps 15.3.0 3/29/07-- Moved XW7580 to XW0980, and R7580 to R0980. 15.4.0 3/31/97 -- Changed C9950 from 22uF to 10uF for acoustic noise per Flo Kim. 3/31/97 --Added C9951 B2 case size as placeholder for new cap for acoustic noise per Flo Kim.</p>								D
C									C
B									B
A									A

Revision History	
SYNC_MASTER=N/A	SYNC_DATE=N/A
NOTICE OF PROPRIETARY PROPERTY	
THE INFORMATION CONTAINED HEREIN IS THE PROPRIETARY PROPERTY OF APPLE COMPUTER, INC. THE POSSESSOR AGREES TO THE FOLLOWING	
I TO MAINTAIN THE DOCUMENT IN CONFIDENCE	
II NOT TO REPRODUCE OR COPY IT	
III NOT TO REVEAL OR PUBLISH IN WHOLE OR PART	

APPLE COMPUTER INC.	SIZE	DRAWING NUMBER	REV.
	D	051-7261	A.0.0
SCALE	SHT	OF	
NONE	6	92	

Functional Test Points

Fan Connectors

FUNC_TEST		
R430	TRUE	=PP5V_S0_FAN_LT 8 52
R431	TRUE	FAN_LT_PWM 52
R432	TRUE	FAN_LT_TACH 52
R433	TRUE	FAN_RT_PWM 52
R434	TRUE	FAN_RT_TACH 52

LPC+ Debug Connector

FUNC_TEST		
R435	TRUE	=PP3V3_S5_LPCPLUS 8 47
R436	TRUE	=PP5V_S0_LPCPLUS 8 47
R437	TRUE	LPC_AD<0> 23 45 47
R438	TRUE	LPC_AD<1> 23 45 47
R439	TRUE	LPC_FRAME_L 23 45 47
R440	TRUE	PM_CLKRUN_L 25 45 47
R441	TRUE	BOOT_LPC_SPI_L 24 47
R442	TRUE	SMC_TMS 45 46 47
R443	TRUE	DEBUG_RESET_L 28 47
R444	TRUE	SMC_TRST_L 45 47
R445	TRUE	SMC_TDO 45 46 47
R446	TRUE	SMC_MD1 45 47
R447	TRUE	SMC_TX_L 43 45 46 47
R448	TRUE	FWH_INIT_L 47
R449	TRUE	PCI_CLK33M_LPCPLUS 30 47 88
R450	TRUE	LPC_AD<2> 23 45 47
R451	TRUE	LPC_AD<3> 23 45 47
R452	TRUE	INT_SERIRQ 25 45 47
R453	TRUE	PM_SUS_STAT_L 25 45 46 47
R454	TRUE	SMC_TDI 45 46 47
R455	TRUE	SMC_TCK 45 46 47
R456	TRUE	SMC_RESET_L 45 46 47
R457	TRUE	SMC_NMI 45 47
R458	TRUE	SMC_RX_L 43 45 46 47
R459	TRUE	LINDACARD_GPIO 25 47

Left ALS

FUNC_TEST		
R460	TRUE	ALS_GAIN 34 45 44
R461	TRUE	LALS_OUT 34 44
R462	TRUE	GND

Thermal Diode Connectors

FUNC_TEST		
R463	TRUE	HSTHMSNS_D_P 51 91
R464	TRUE	HSTHMSNS_D_N 51
R465	TRUE	RSFTHMSNS_D_P 51 91
R466	TRUE	RSFTHMSNS_D_N 51
R467	TRUE	CEUTHMSNS_D2_P 51 91
R468	TRUE	CEUTHMSNS_D2_N 51

System Validation TPs

FUNC_TEST		
R469	TRUE	CPU_PWRGD 10 13 23 83
R470	TRUE	CPU_DPSLP_L 7 10 23 83
R471	TRUE	PM_DPRSPLVR 16 25 59 83
R472	TRUE	CPU_DPSLP_L 7 10 23 83
R473	TRUE	PM_LAN_ENABLE 25 45
R474	TRUE	PCI_RST_L 24 28
R475	TRUE	PM_RSMRST_L 25 45
R476	TRUE	PM_SB_PWROK 9 25 28
R477	TRUE	SB_RTC_RST_L 23 28
R478	TRUE	PM_STPCPU_L 25 29 30
R479	TRUE	PM_STPPCI_L 25 29 30
R480	TRUE	VR_PWRGD_CLKEN 25 28
R481	TRUE	VR_PWRGD_DELAY 9 16 28 59
R482	TRUE	FSB_CPURST_L 10 13 14 83
R483	TRUE	FSB_CPUSLP_L 10 14 83
R484	TRUE	FSB_DPWR_L 10 14 83
R485	TRUE	NB_SB_SYNC_L 16 25
R486	TRUE	PM_BMBUSY_L 16 25

Battery Digital Connector

FUNC_TEST		
R487	TRUE	SMC_BS_ALERT_L 45 46 57
R488	TRUE	=SMBUS_BATT_SCL 48 57
R489	TRUE	=SMBUS_BATT_SDA 48 57
R490	TRUE	=BATT_POS 57 67
R491	TRUE	=BATT_NEG 57 67
R492	TRUE	GND (HOST_DETECT_L)

Left I/O Power Connector

FUNC_TEST		
R493	TRUE	PP18V5_DCIN 57 Request for 2 test points
R494	TRUE	=PPBUS_G3H_LIO_CONN 8 57 Request for 3 test points
R495	TRUE	GND

Request for at least 10 GND test points
NOTE: 10 additional GND test points are called out separately in these notes.

RTC Battery Connector

FUNC_TEST		
R496	TRUE	PPVBATT_G3_RTC 28
R497	TRUE	GND

Current Sense Calibration

FUNC_TEST		
R498	TRUE	ISENSE_CAL_EN 45 49
R499	TRUE	=PP5V_S0_ISENSECAL 8 49
R500	TRUE	=PPVCORE_S0_NBGFX_REG 8 60
R501	TRUE	=PPVCORE_S0_CPU_REG 8 49 59
R502	TRUE	=PPVCORE_GPU_REG 8 49 76
R503	TRUE	GND

2 TPs per

Left Clutch Barrel Connector

FUNC_TEST		
R504	TRUE	PP5V_S3_CAMERA_F 44
R505	TRUE	USB_CAMERA_F_N 44 91
R506	TRUE	USB_CAMERA_F_P 44 91
R507	TRUE	PP5V_S3_WWAN_F 44
R508	TRUE	USB_WWAN_F_N 44 91
R509	TRUE	USB_WWAN_F_P 44 91

Other Func Test Points

FUNC_TEST		
R510	TRUE	PM_SYSRST_L 25 28 45
R511	TRUE	SMC_ONOFF_L 45 46 80

ICT Test Points

CPU FSB NO_TESTS

MAKE BASE	NO_TEST	
R512	TRUE	FSB_A_L<31..3> 10 14 83
R513	TRUE	FSB_ADS_L 10 14 83
R514	TRUE	FSB_ADSTB_L<1..0> 10 14 83
R515	TRUE	FSB_BNR_L 10 14 83
R516	TRUE	FSB_BREQ0_L 10 14 83
R517	TRUE	FSB_D_L<63..0> 10 14 83
R518	TRUE	FSB_DBSY_L 10 14 83
R519	TRUE	FSB_DINV_L<3..0> 10 14 83
R520	TRUE	FSB_DRDY_L 10 14 83
R521	TRUE	FSB_DSTB_L_N<3..0> 10 14 83
R522	TRUE	FSB_DSTB_L_P<3..0> 10 14 83
R523	TRUE	FSB_HIT_L 10 14 83
R524	TRUE	FSB_HITM_L 10 14 83
R525	TRUE	FSB_LOCK_L 10 14 83
R526	TRUE	FSB_REQ_L<4..0> 10 14 83
R527	TRUE	TRUE NC_CPU_RSVD5 == TP_CPU_RSVD5 10

NB NO_TESTS

MAKE BASE	NO_TEST	
R528	TRUE	NC_NB_NC<1..16> == TP_NB_NC<1..16> 16
R529	TRUE	TRUE NC_NB_RSVD<26..27> == TP_NB_RSVD<26..27> 16
R530	TRUE	TRUE NC_NB_RSVD<24> == TP_NB_RSVD<24> 16

GPU NO_TESTS

NO_TEST		
R531	TRUE	LVDS_L_CLK_P 75 79 90
R532	TRUE	LVDS_L_DATA_P<0> 75 79 90
R533	TRUE	TP_GPU_MIOB_CLKIN 74
R534	TRUE	TP_GPU_MIOB_CLKOUT_P 74
R535	TRUE	TP_GPU_MIOB_CTL3 74
R536	TRUE	NC_GPUVCORE_VFB_PC0 74
R537	TRUE	NC_GPUVCORE_VFB_PC1 76

Inverter Connector

FUNC_TEST		
R538	TRUE	PPBUS_S0_LCDBKLT_FUSED 82
R539	TRUE	=GND_CHASSIS_INVERTER 9 82
R540	TRUE	PP5V_SW_LCDBKLT 81 82
R541	TRUE	LCDBKLT_PWM 81 82
R542	TRUE	GND

IR & Sleep LED Connector

FUNC_TEST		
R543	TRUE	=PP5V_S3_IR 8 80
R544	TRUE	USB_IR_N 24 80 86
R545	TRUE	USB_IR_P 24 80 86
R546	TRUE	SYS_LED_ANODE 46 80
R547	TRUE	GND

Functional / ICT Test

SYNC_MASTER=MASTER SYNC_DATE=MASTER

NOTICE OF PROPRIETARY PROPERTY

THE INFORMATION CONTAINED HEREIN IS THE PROPRIETARY PROPERTY OF APPLE COMPUTER, INC. THE POSSESSOR AGREES TO THE FOLLOWING

I TO MAINTAIN THE DOCUMENT IN CONFIDENCE


II NOT TO REPRODUCE OR COPY IT

III NOT TO REVEAL OR PUBLISH IN WHOLE OR PART



APPLE COMPUTER INC.

SCALE	DRAWING NUMBER	REV.
NONE	D 051-7261	A.0.0
	SHT 7 OF 92	



Power Aliases	
SYNC_MASTER=(MASTER)	SYNC_DATE=(MASTER)

NOTICE OF PROPRIETARY PROPERTY
 THE INFORMATION CONTAINED HEREIN IS THE PROPRIETARY PROPERTY OF APPLE COMPUTER, INC. THE POSSESSOR AGREES TO THE FOLLOWING
 I TO MAINTAIN THE DOCUMENT IN CONFIDENCE
 II NOT TO REPRODUCE OR COPY IT
 III NOT TO REVEAL OR PUBLISH IN WHOLE OR PART

APPLE COMPUTER INC.	SIZE	DRAWING NUMBER	REV.
	D	051-7261	A.0.0
SCALE	SHEET	OF	
NONE	8	92	

A

A

B

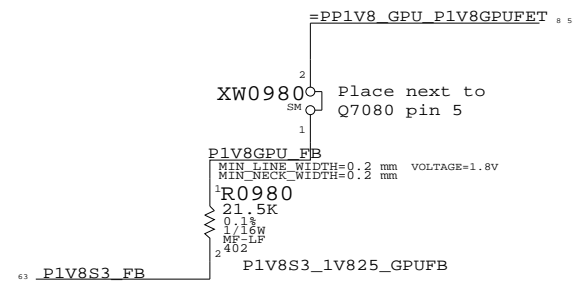
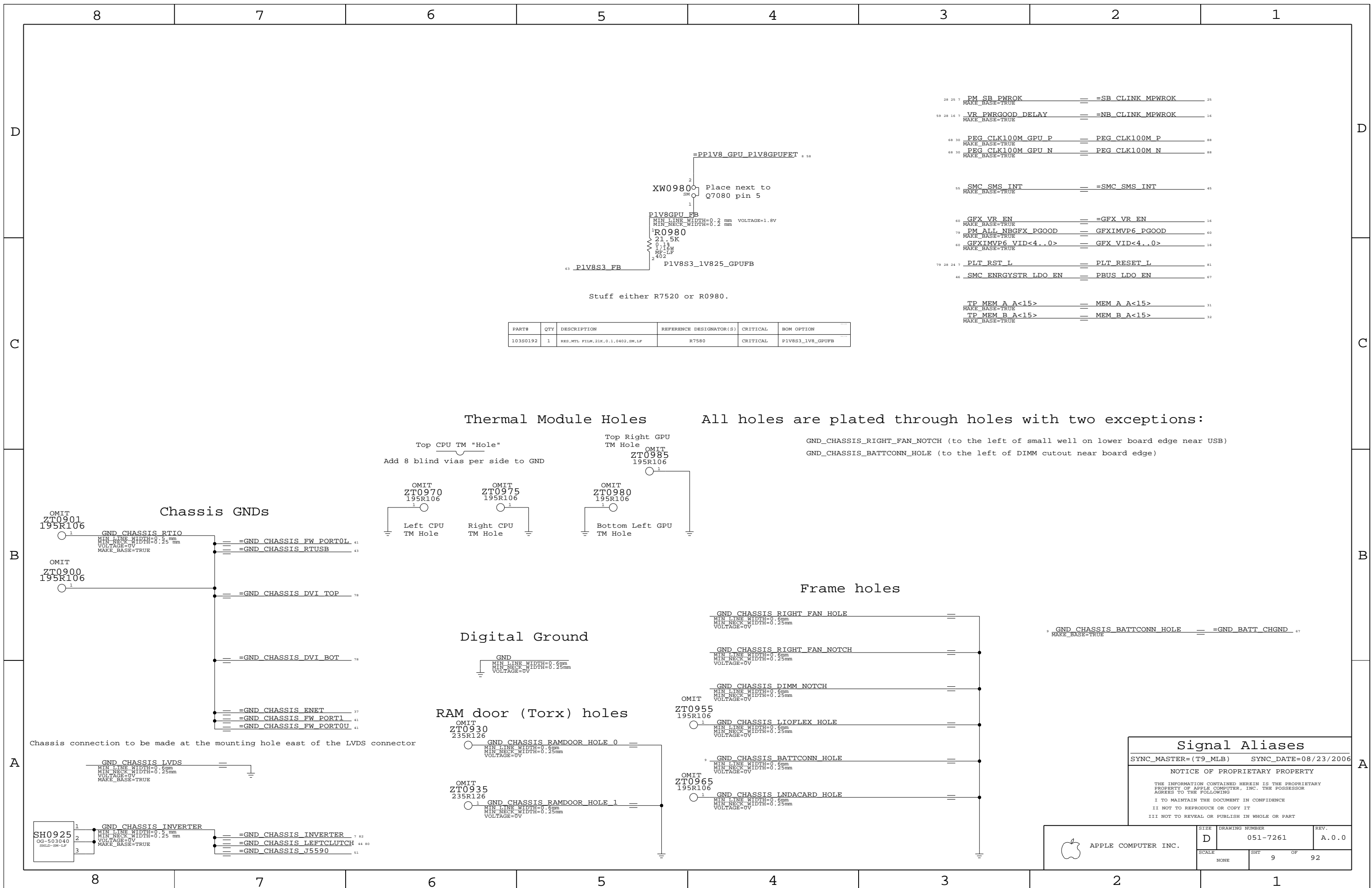
B

C

C

D

D



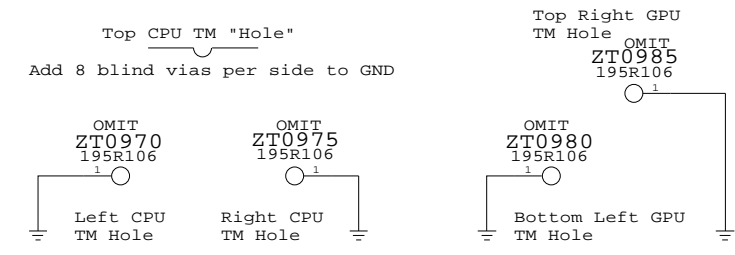
Stuff either R7520 or R0980.

PART#	QTY	DESCRIPTION	REFERENCE DESIGNATOR(S)	CRITICAL	BOM OPTION
10350192	1	RES,MTL FILM,21K,0.1,0402,SM,LF	R7580	CRITICAL	P1V8S3_1V8_GPUFB

28 25 7	PM_SB_PWROK	=SB_CLINK_MPWROK	25
59 28 16 7	VR_PWRGOOD_DELAY	=NB_CLINK_MPWROK	16
68 30	PEG_CLK100M_GPU_P	PEG_CLK100M_P	88
68 30	PEG_CLK100M_GPU_N	PEG_CLK100M_N	88
55	SMC_SMS_INT	=SMC_SMS_INT	45
60	GFX_VR_EN	=GFX_VR_EN	16
79	PM_ALL_NBGFX_PGOOD	GFXIMVP6_PGOOD	60
60	GFXIMVP6_VID<4..0>	GFX_VID<4..0>	16
79 28 24 7	PLT_RST_L	PLT_RESET_L	81
46	SMC_ENRGYSTR_LDO_EN	PBUS_LDO_EN	67
	TP_MEM_A_A<15>	MEM_A_A<15>	31
	TP_MEM_B_A<15>	MEM_B_A<15>	32

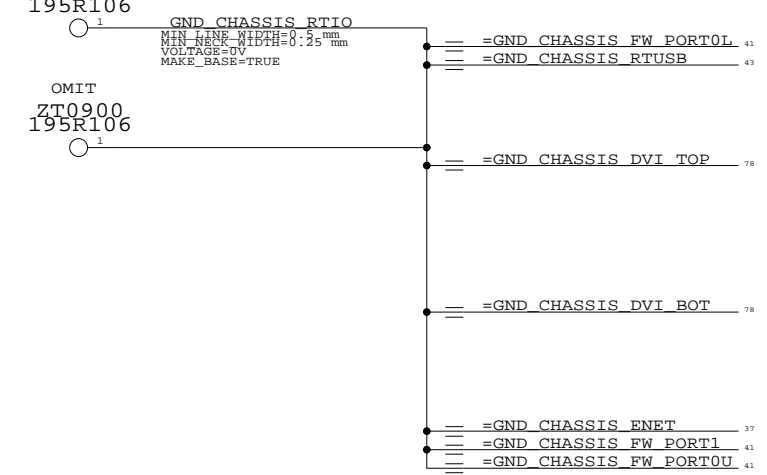
Thermal Module Holes

All holes are plated through holes with two exceptions:

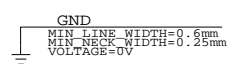


GND_CHASSIS_RIGHT_FAN_NOTCH (to the left of small well on lower board edge near USB)
 GND_CHASSIS_BATTCONN_HOLE (to the left of DIMM cutout near board edge)


Chassis GNDs



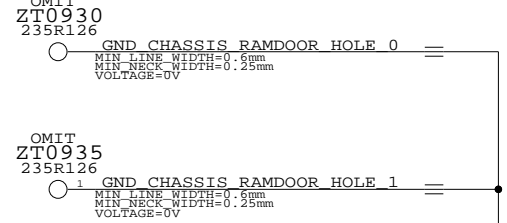
Digital Ground



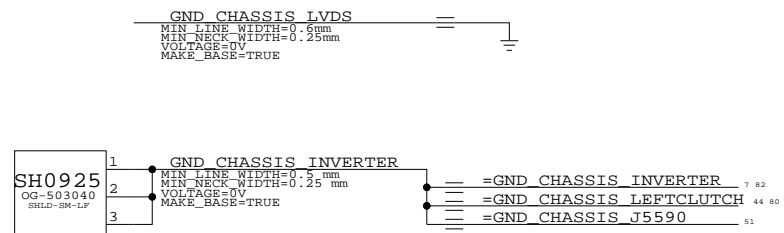
Frame holes



RAM door (Torx) holes



Chassis connection to be made at the mounting hole east of the LVDS connector

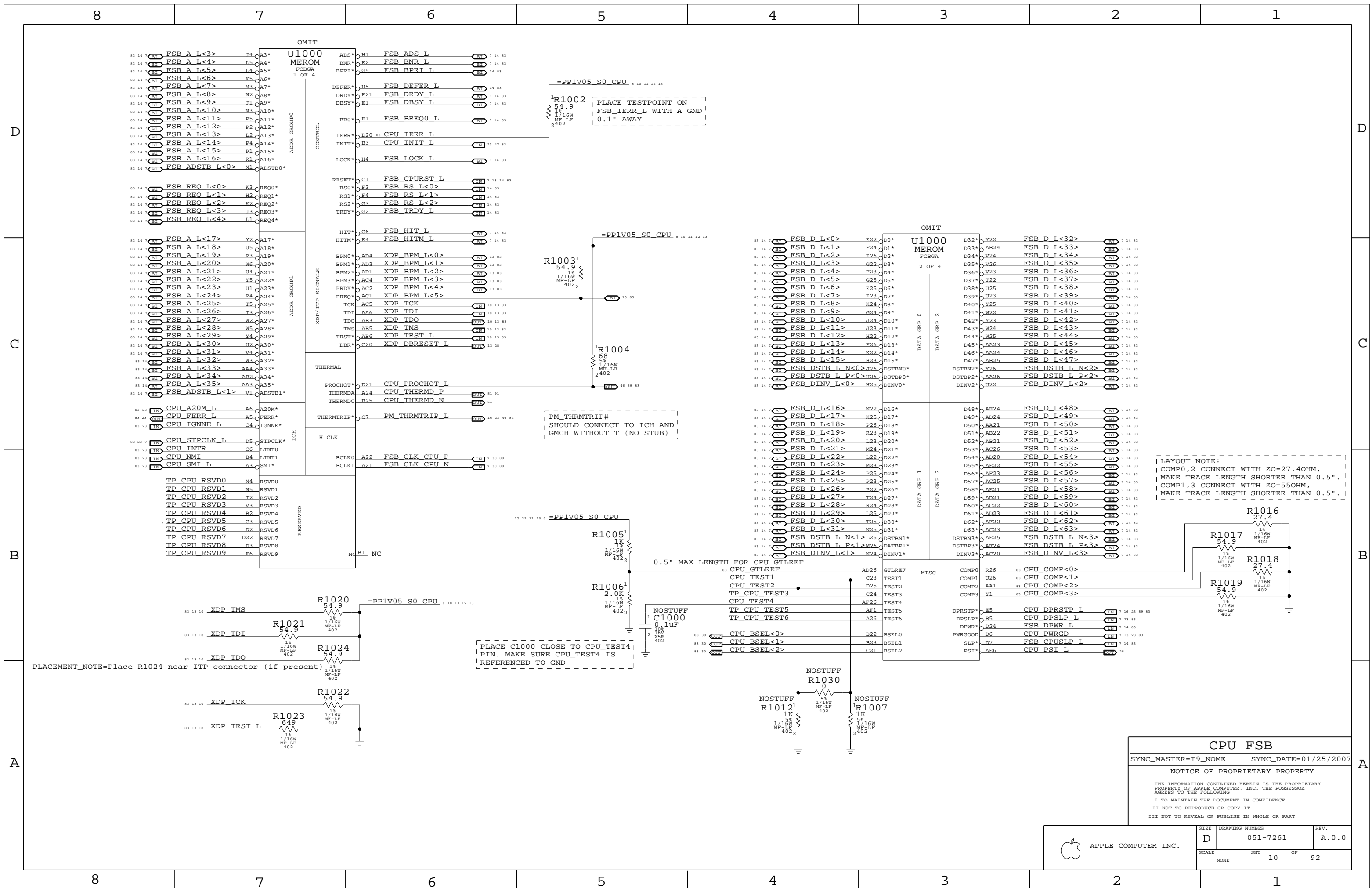


Signal Aliases
 SYNC_MASTER=(T9_MLB) SYNC_DATE=08/23/2006

NOTICE OF PROPRIETARY PROPERTY
 THE INFORMATION CONTAINED HEREIN IS THE PROPRIETARY PROPERTY OF APPLE COMPUTER, INC. THE POSSESSOR AGREES TO THE FOLLOWING
 I TO MAINTAIN THE DOCUMENT IN CONFIDENCE
 II NOT TO REPRODUCE OR COPY IT
 III NOT TO REVEAL OR PUBLISH IN WHOLE OR PART

APPLE COMPUTER INC.


SIZE	DRAWING NUMBER	REV.
D	051-7261	A.0.0
SCALE	SHT	OF
NONE	9	92



LAYOUT NOTE:
COMPO,2 CONNECT WITH ZO=27.4OHM,
MAKE TRACE LENGTH SHORTER THAN 0.5\"/>

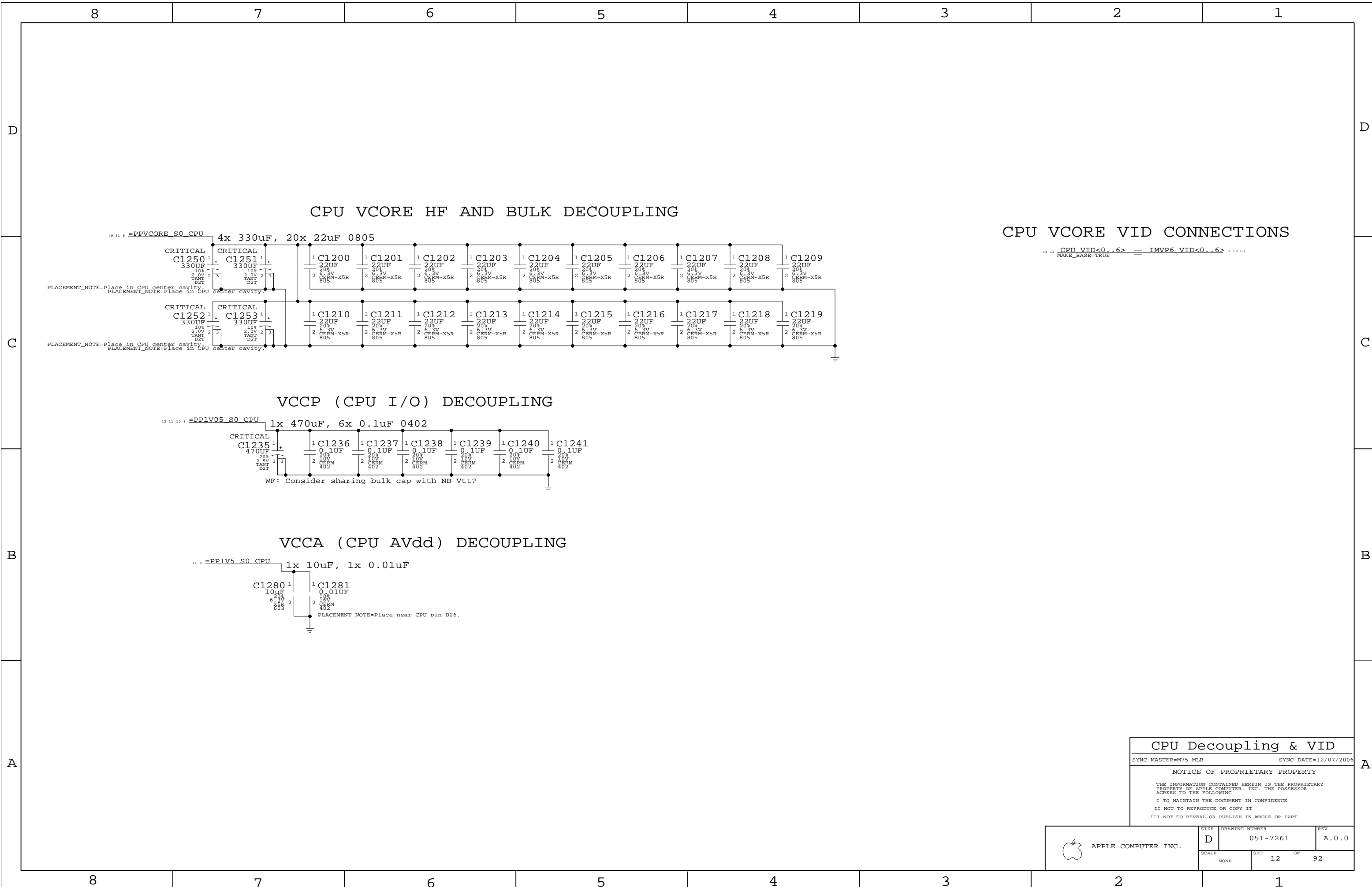
CPU FSB
SYNC_MASTER=T9_NOME SYNC_DATE=01/25/2007
NOTICE OF PROPRIETARY PROPERTY
THE INFORMATION CONTAINED HEREIN IS THE PROPRIETARY PROPERTY OF APPLE COMPUTER, INC. THE POSSESSOR AGREES TO THE FOLLOWING
I TO MAINTAIN THE DOCUMENT IN CONFIDENCE
II NOT TO REPRODUCE OR COPY IT
III NOT TO REVEAL OR PUBLISH IN WHOLE OR PART

APPLE COMPUTER INC.	SIZE	DRAWING NUMBER	REV.
	D	051-7261	A.0.0
SCALE	SHT	OF	
NONE	10	92	



CPU Power & Ground
 SYNC_MASTER=T9_NOME SYNC_DATE=01/25/2007
 NOTICE OF PROPRIETARY PROPERTY
 THE INFORMATION CONTAINED HEREIN IS THE PROPRIETARY PROPERTY OF APPLE COMPUTER, INC. THE POSSESSOR AGREES TO THE FOLLOWING
 I TO MAINTAIN THE DOCUMENT IN CONFIDENCE
 II NOT TO REPRODUCE OR COPY IT
 III NOT TO REVEAL OR PUBLISH IN WHOLE OR PART

APPLE COMPUTER INC.	SIZE	DRAWING NUMBER	REV.
	D	051-7261	A.0.0
SCALE	SHT	OF	REV.
NONE	11	92	



CPU VCORE HF AND BULK DECOUPLING

CPU VCORE VID CONNECTIONS

83 11 CPU VID<0..6> == IMVP6 VID<0..6> 7 99 83
MAKE_BASE=TRUE

VCCP (CPU I/O) DECOUPLING

VCCA (CPU AVdd) DECOUPLING

CPU Decoupling & VID

SYNC_MASTER=M75_MLB SYNC_DATE=12/07/2006

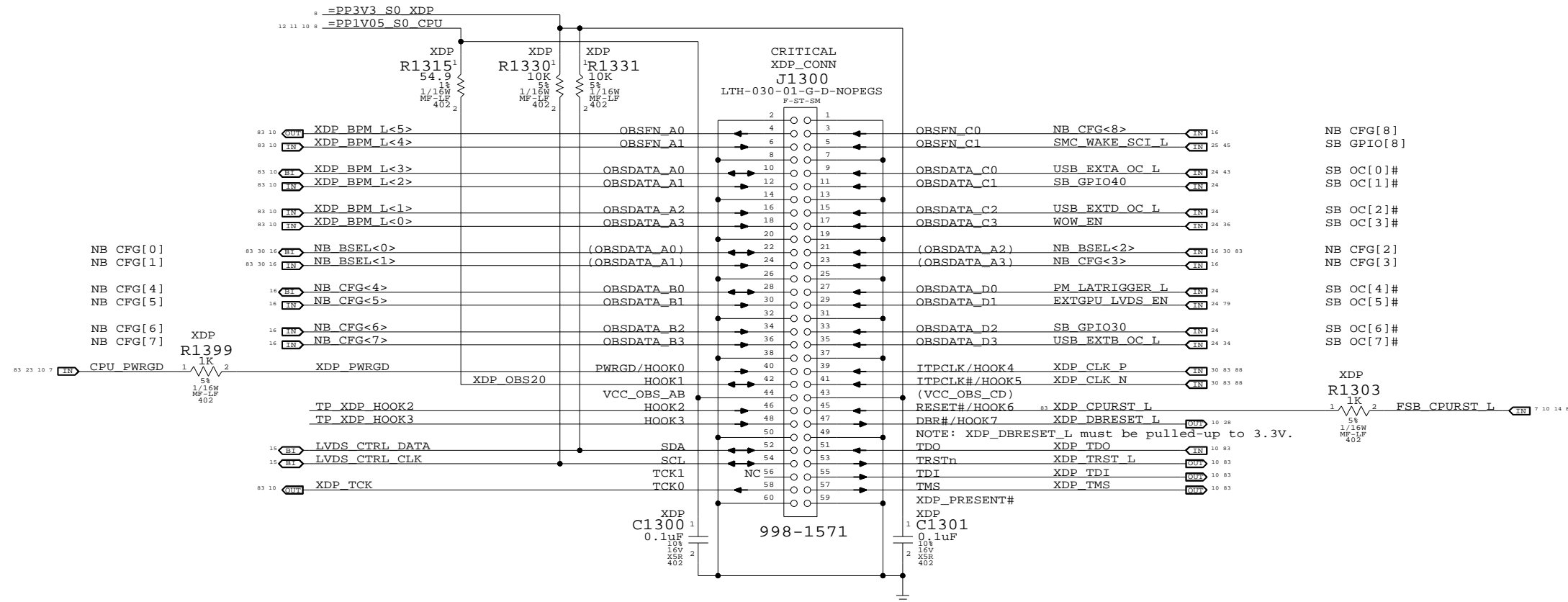
NOTICE OF PROPRIETARY PROPERTY

THE INFORMATION CONTAINED HEREIN IS THE PROPRIETARY PROPERTY OF APPLE COMPUTER, INC. THE POSSESSOR AGREES TO THE FOLLOWING
I TO MAINTAIN THE DOCUMENT IN CONFIDENCE
II NOT TO REPRODUCE OR COPY IT
III NOT TO REVEAL OR PUBLISH IN WHOLE OR PART

APPLE COMPUTER INC.	SIZE D	DRAWING NUMBER 051-7261	REV. A.0.0
	SCALE NONE	SHEET 12	OF 92

Mini-XDP Connector

NOTE: This is not the standard XDP pinout.
Use with 920-0451 adapter board to support CPU, NB & SB debugging.




← Direction of XDP module
Please avoid any obstructions on even-numbered side of J1300

eXtended Debug Port (XDP)
SYNC_MASTER=T9_NOME SYNC_DATE=01/22/2007

NOTICE OF PROPRIETARY PROPERTY
THE INFORMATION CONTAINED HEREIN IS THE PROPRIETARY PROPERTY OF APPLE COMPUTER, INC. THE POSSESSOR AGREES TO THE FOLLOWING
I TO MAINTAIN THE DOCUMENT IN CONFIDENCE
II NOT TO REPRODUCE OR COPY IT
III NOT TO REVEAL OR PUBLISH IN WHOLE OR PART

APPLE COMPUTER INC.	SIZE	DRAWING NUMBER	REV.
	D	051-7261	A.0.0
SCALE	SHT	OF	
NONE	13	92	



LVDS Disable

Can leave all signals NC if LVDS is not implemented. Tie VCC_TX_LVDS and VCCA_LVDS to GND.

If SDVO is used, VCCD_LVDS must remain powered with proper decoupling. Otherwise, tie VCCD_LVDS to GND also.

Note: SR DG says to tie LVDS_VREFH/L to GND. This causes a glitch during wake-up on LVDS DATA/CLK pairs. New recommendation is to float both signals, see Radar #5067636.

TV-Out Signal Usage:

Composite: DACA only
S-Video: DACB & DACC only
Component: DACA, DACB & DACC

Unused DAC outputs must remain powered, but can omit filtering components. Unused DAC outputs should connect to GND through 75-ohm resistors.

TV-Out Disable / CRT Enable

Tie TVx_DAC and TVx_RTN to GND. Must power all TVDAC rails. VCCA_TVx_DAC and VCCA_DAC_BG can share filtering with VCCA_CRT_DAC.

CRT Disable / TV-Out Enable

Tie R/R#/G/G#/B/B#, HSYNC and VSYNC to GND. All CRT/TVDAC rails must be powered. All rails must be filtered except for VCCA_CRT.

CRT & TV-Out Disable

Tie TVx_DAC, TVx_RTN, R/R#/G/G#/B/B#, HSYNC, VSYNC and CRT_TVO_IREF to GND.

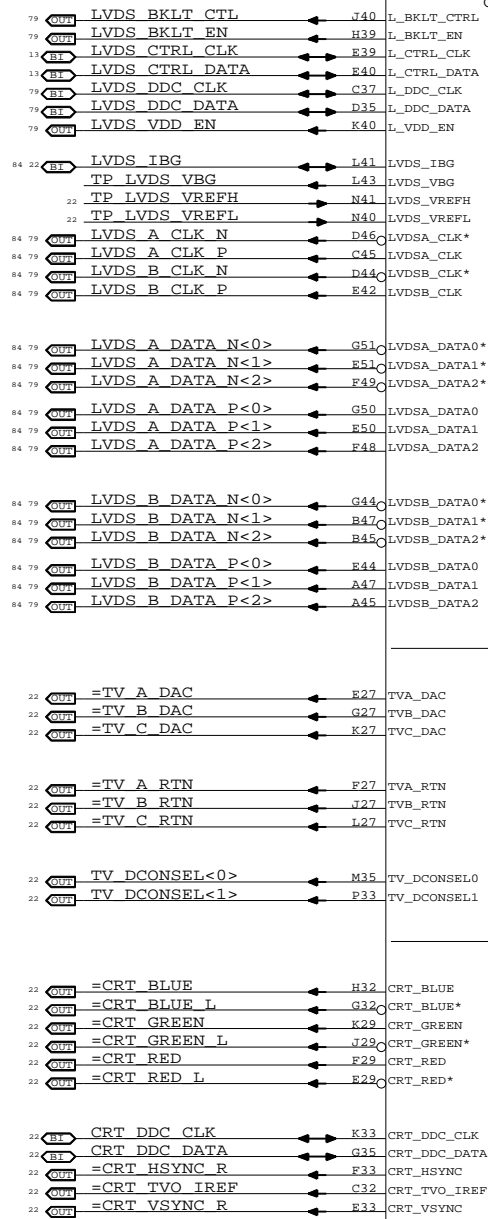
Can tie the following rails to GND: VCCA_CRT_DAC, VCCA_DAC_BG, VCCA_TVx_DAC, VCCD_CRT, VCCD_QDAC and VCC_SYNC.

NOTE: Must keep VDDC_TVDAC powered and filtered at all times!

Internal Graphics Disable

Follow instructions for LVDS and CRT & TV-Out Disable above. Can also tie CRT_DDC*, L_CTRL*, L_DDC*, SDVO_CTRL* and TV_DCONSELx to GND.

Tie DPLL_REF_CLK and DPLL_REF_SSCLK to GND. Tie DPLL_REF_CLK* and DPLL_REF_SSCLK* to VCC (VCore). Tie VCCA_DPLLA and VCCA_DPLLB to VCC (VCore). Tie VCC_AXG and VCC_AXG_NCTF to GND. Leave GFX_VID<3..0> and GFX_VR_EN as NC.



OMIT U1400 CRESTLINE PCBGA (3 OF 10)


LVDS

PCI-EXPRESS GRAPHICS

TV

VGA

PPIV05_S0_NB_VCCPEG_19 21



SDVO Alternate Function

SDVO_TVCLKIN#
SDVO_INT#
SDVO_FLDSTALL#

SDVO_TVCLKIN
SDVO_INT
SDVO_FLDSTALL

SDVOB_RED#
SDVOB_GREEN#
SDVOB_BLUE#
SDVOB_CLKN
SDVOC_RED#
SDVOC_GREEN#
SDVOC_BLUE#
SDVOC_CLKN

SDVOB_RED
SDVOB_GREEN
SDVOB_BLUE
SDVOB_CLKP
SDVOC_RED
SDVOC_GREEN
SDVOC_BLUE
SDVOC_CLKP

NB PEG / Video Interfaces
SYNC_MASTER=T9_NOME SYNC_DATE=03/19/2007

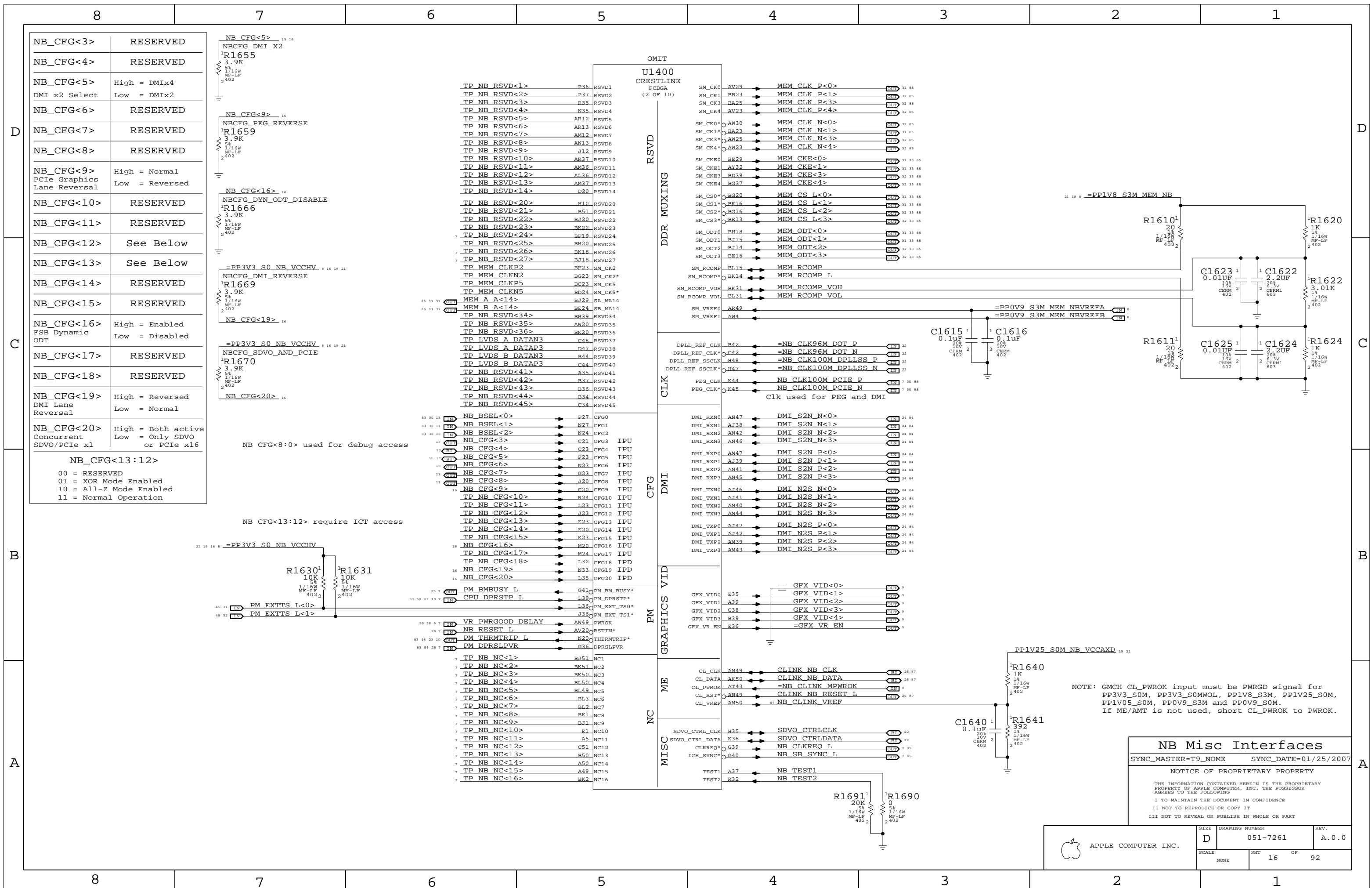
NOTICE OF PROPRIETARY PROPERTY

THE INFORMATION CONTAINED HEREIN IS THE PROPRIETARY PROPERTY OF APPLE COMPUTER, INC. THE POSSESSOR AGREES TO THE FOLLOWING
I TO MAINTAIN THE DOCUMENT IN CONFIDENCE
II NOT TO REPRODUCE OR COPY IT
III NOT TO REVEAL OR PUBLISH IN WHOLE OR PART

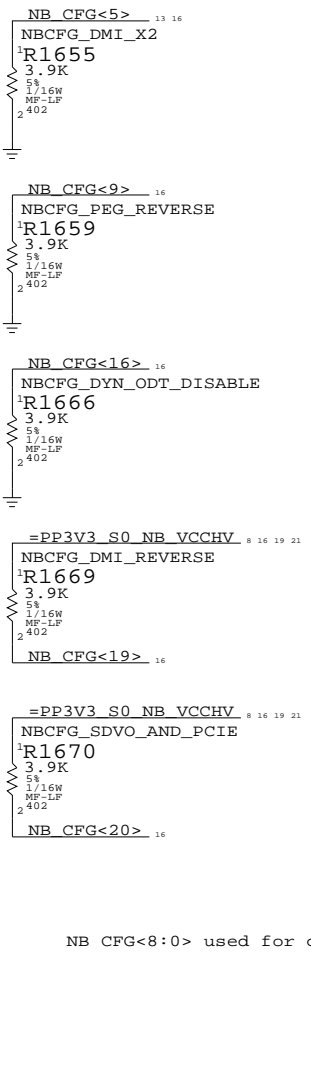
Table with columns: SCALE, DRAWING NUMBER, SHEET, OF, REV. Values: NONE, 051-7261, 15, 92, A.0.0



APPLE COMPUTER INC.

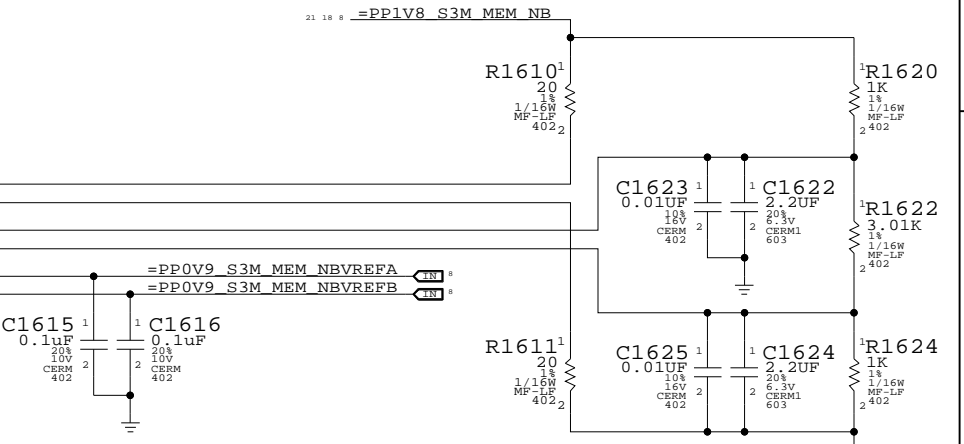

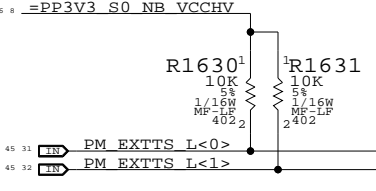


NB_CFG<3>	RESERVED
NB_CFG<4>	RESERVED
NB_CFG<5>	High = DMIx4 Low = DMIx2
NB_CFG<6>	RESERVED
NB_CFG<7>	RESERVED
NB_CFG<8>	RESERVED
NB_CFG<9>	High = Normal PCIe Graphics Lane Reversal Low = Reversed
NB_CFG<10>	RESERVED
NB_CFG<11>	RESERVED
NB_CFG<12>	See Below
NB_CFG<13>	See Below
NB_CFG<14>	RESERVED
NB_CFG<15>	RESERVED
NB_CFG<16>	High = Enabled FSB Dynamic ODT Low = Disabled
NB_CFG<17>	RESERVED
NB_CFG<18>	RESERVED
NB_CFG<19>	High = Reversed DMI Lane Reversal Low = Normal
NB_CFG<20>	High = Both active Concurrent Low = Only SDVO SDVO/PCIe x1 or PCIe x16



NB_CFG<8:0> used for debug access

NB_CFG<13:12> require ICT access



NOTE: GMCH CL_PWROK input must be PWRGD signal for PP3V3_SOM, PP3V3_SOMWOL, PP1V8_S3M, PP1V25_SOM, PP1V05_SOM, PP0V9_S3M and PP0V9_SOM. If ME/AMT is not used, short CL_PWROK to PWROK.

NB Misc Interfaces

SYNC_MASTER=T9_NOME SYNC_DATE=01/25/2007

NOTICE OF PROPRIETARY PROPERTY

THE INFORMATION CONTAINED HEREIN IS THE PROPRIETARY PROPERTY OF APPLE COMPUTER, INC. THE POSSESSOR AGREES TO THE FOLLOWING


I TO MAINTAIN THE DOCUMENT IN CONFIDENCE

II NOT TO REPRODUCE OR COPY IT

III NOT TO REVEAL OR PUBLISH IN WHOLE OR PART

SIZE	D	DRAWING NUMBER	051-7261	REV.	A.0.0
SCALE	NONE	SHT	16	OF	92

APPLE COMPUTER INC.



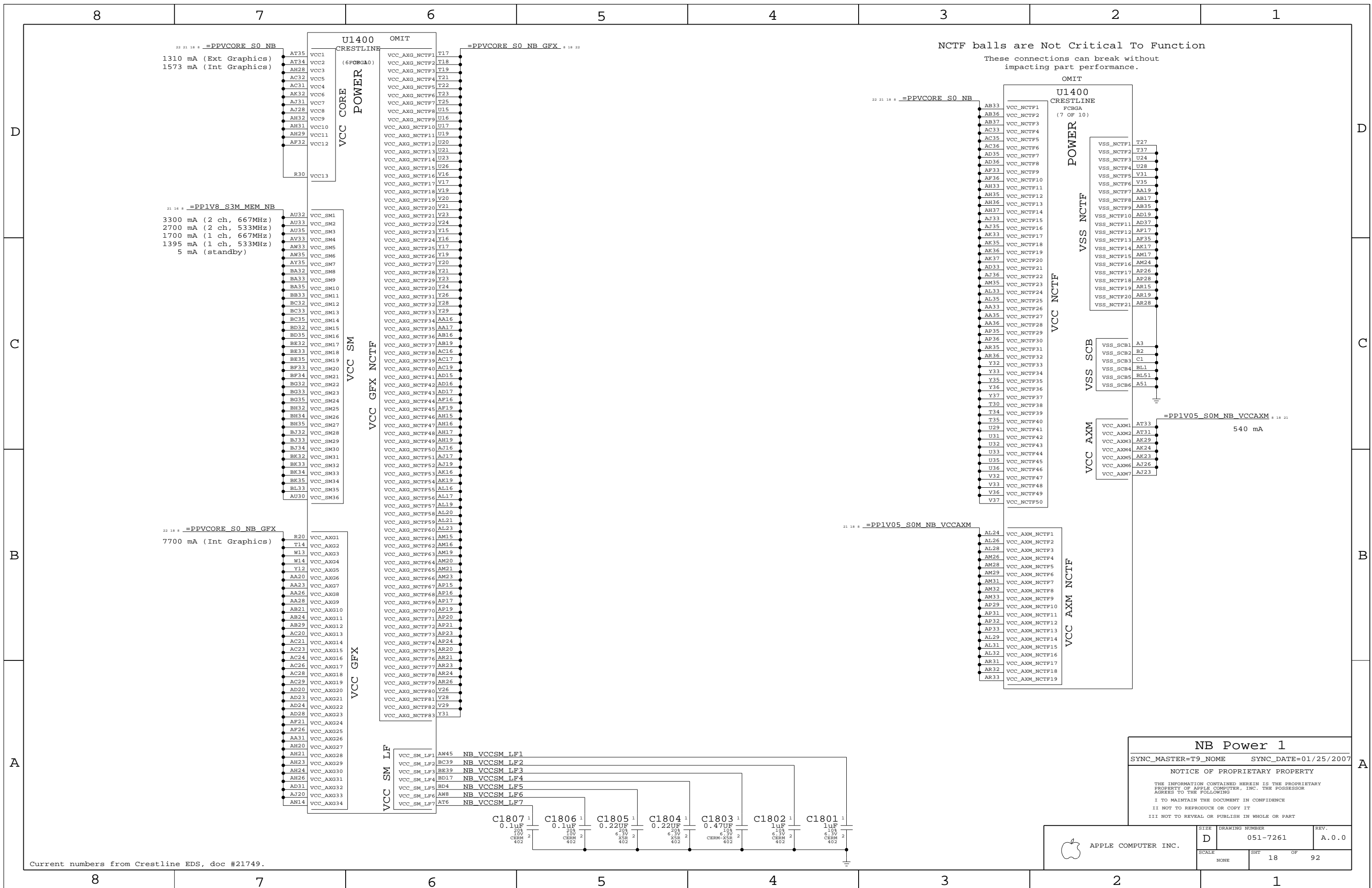
NB DDR2 Interfaces
 SYNC_MASTER=T9_NOME SYNC_DATE=01/25/2007

NOTICE OF PROPRIETARY PROPERTY

THE INFORMATION CONTAINED HEREIN IS THE PROPRIETARY PROPERTY OF APPLE COMPUTER, INC. THE POSSESSOR AGREES TO THE FOLLOWING

I TO MAINTAIN THE DOCUMENT IN CONFIDENCE
 II NOT TO REPRODUCE OR COPY IT
 III NOT TO REVEAL OR PUBLISH IN WHOLE OR PART

APPLE COMPUTER INC.	SIZE D	DRAWING NUMBER 051-7261	REV. A.0.0
	SCALE NONE	SHEET 17	OF 92

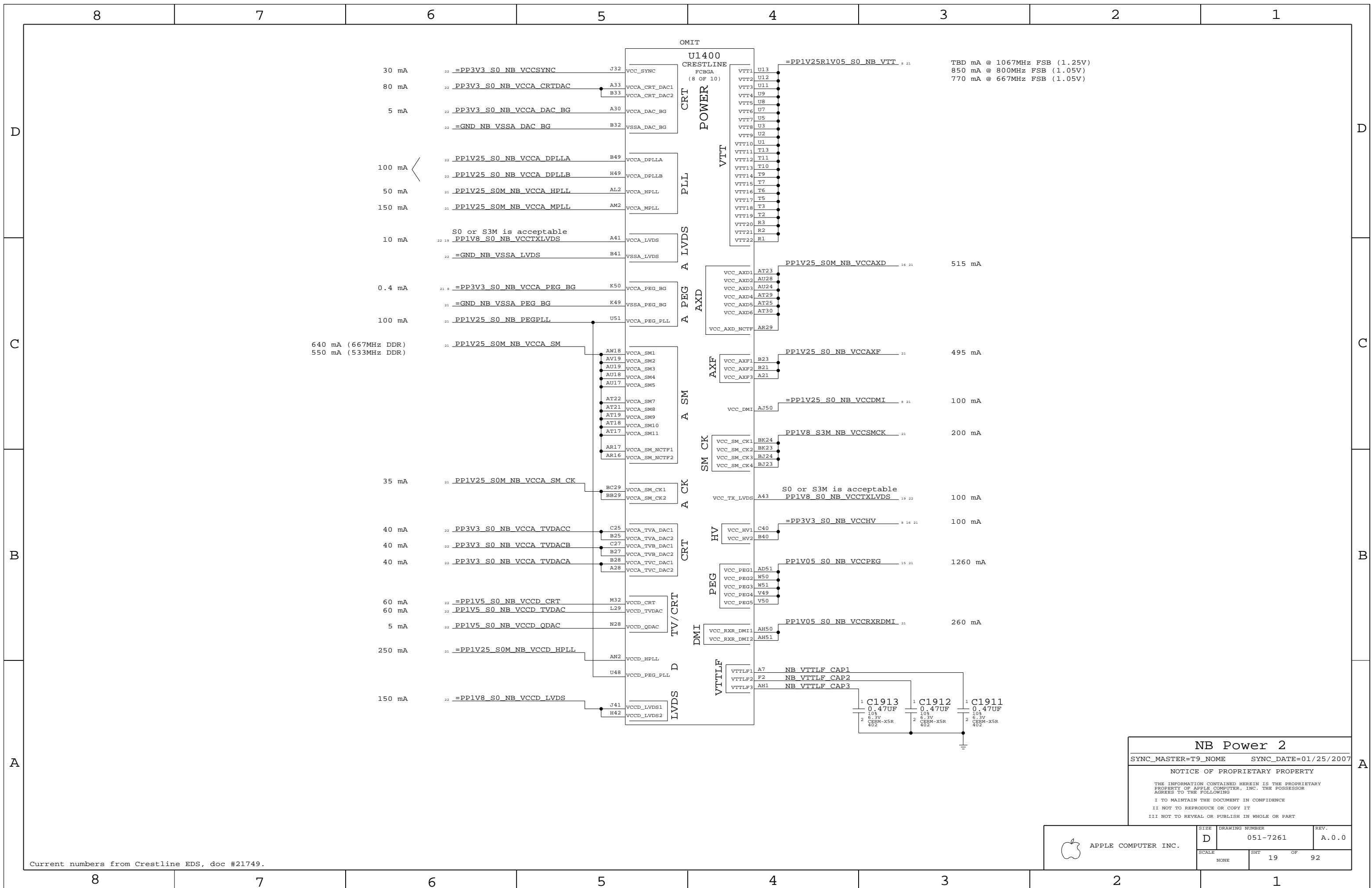


NCTF balls are Not Critical To Function
 These connections can break without impacting part performance.

NB Power 1
 SYNC_MASTER=T9_NOME SYNC_DATE=01/25/2007
 NOTICE OF PROPRIETARY PROPERTY
 THE INFORMATION CONTAINED HEREIN IS THE PROPRIETARY PROPERTY OF APPLE COMPUTER, INC. THE POSSESSOR AGREES TO THE FOLLOWING
 I TO MAINTAIN THE DOCUMENT IN CONFIDENCE
 II NOT TO REPRODUCE OR COPY IT
 III NOT TO REVEAL OR PUBLISH IN WHOLE OR PART

APPLE COMPUTER INC.	SCALE	SHT	OF	REV.
	NONE	18	92	A.0.0

Current numbers from Crestline EDS, doc #21749.



Current numbers from Crestline EDS, doc #21749.

NB Power 2


SYNC_MASTER=T9_NOME SYNC_DATE=01/25/2007

NOTICE OF PROPRIETARY PROPERTY

THE INFORMATION CONTAINED HEREIN IS THE PROPRIETARY PROPERTY OF APPLE COMPUTER, INC. THE POSSESSOR AGREES TO THE FOLLOWING

I TO MAINTAIN THE DOCUMENT IN CONFIDENCE
 II NOT TO REPRODUCE OR COPY IT
 III NOT TO REVEAL OR PUBLISH IN WHOLE OR PART

APPLE COMPUTER INC.	SIZE D	DRAWING NUMBER 051-7261	REV. A.0.0
	SCALE NONE	SHEET 19	OF 92



Crestline Thermal Diode Pins
 Mainly for investigation. If not used,
 alias these nets directly to GND.

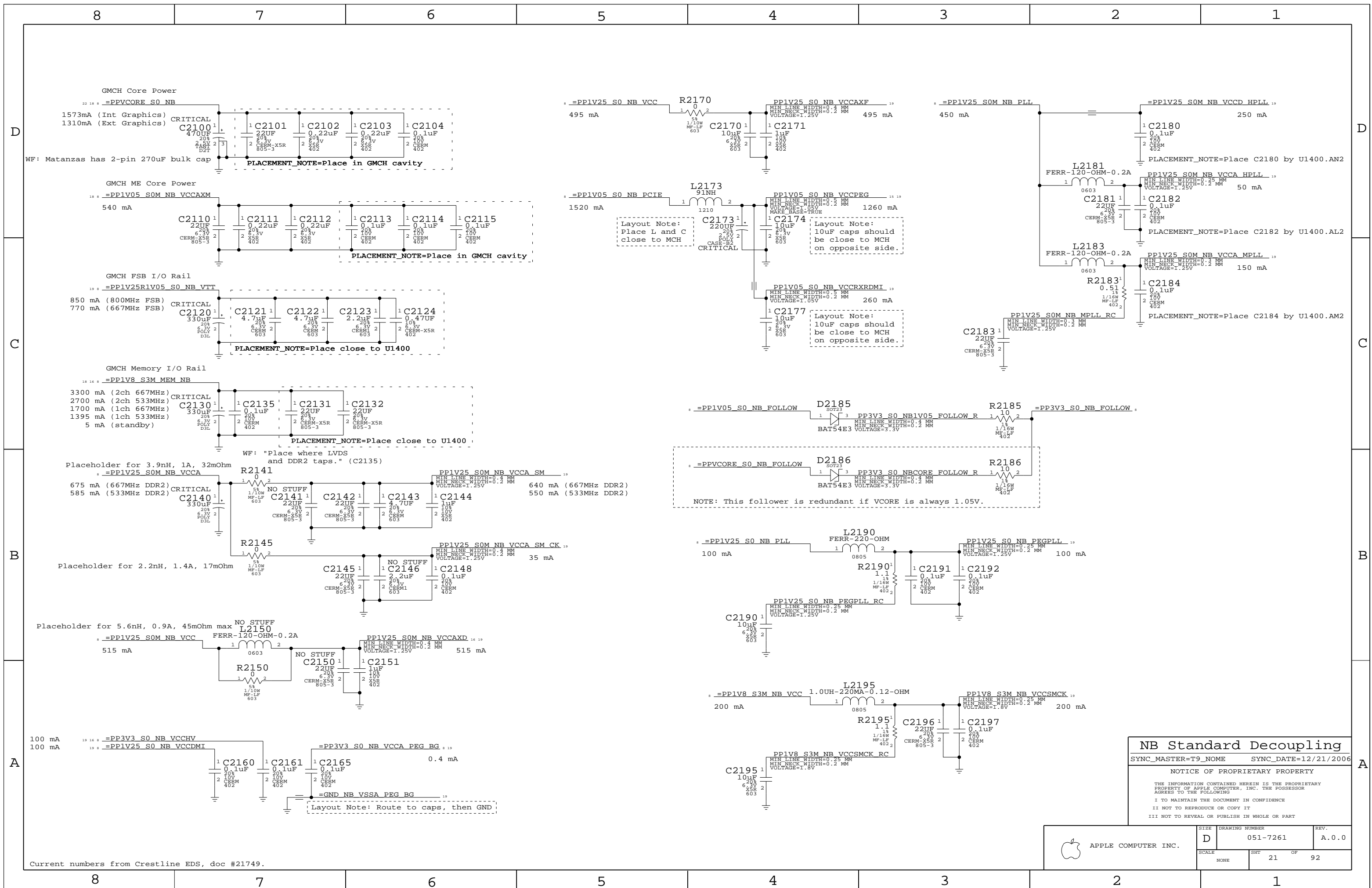
NB Grounds
 SYNC_MASTER=T9_NAME SYNC_DATE=01/25/2007

NOTICE OF PROPRIETARY PROPERTY

THE INFORMATION CONTAINED HEREIN IS THE PROPRIETARY PROPERTY OF APPLE COMPUTER, INC. THE POSSESSOR AGREES TO THE FOLLOWING

I TO MAINTAIN THE DOCUMENT IN CONFIDENCE
 II NOT TO REPRODUCE OR COPY IT
 III NOT TO REVEAL OR PUBLISH IN WHOLE OR PART

APPLE COMPUTER INC.	SIZE D	DRAWING NUMBER 051-7261	REV. A.0.0
	SCALE NONE	SHEET 20	OF 92



NB Standard Decoupling

SYNC_MASTER=T9_NOME SYNC_DATE=12/21/2006

NOTICE OF PROPRIETARY PROPERTY

THE INFORMATION CONTAINED HEREIN IS THE PROPRIETARY PROPERTY OF APPLE COMPUTER, INC. THE POSSESSOR AGREES TO THE FOLLOWING
 I TO MAINTAIN THE DOCUMENT IN CONFIDENCE
 II NOT TO REPRODUCE OR COPY IT
 III NOT TO REVEAL OR PUBLISH IN WHOLE OR PART

APPLE COMPUTER INC.	SIZE	DRAWING NUMBER	REV.
	D	051-7261	A.0.0
SCALE	SHT	OF	REV.
NONE	21	92	

8

7

6

5

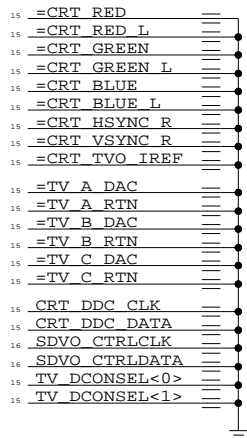
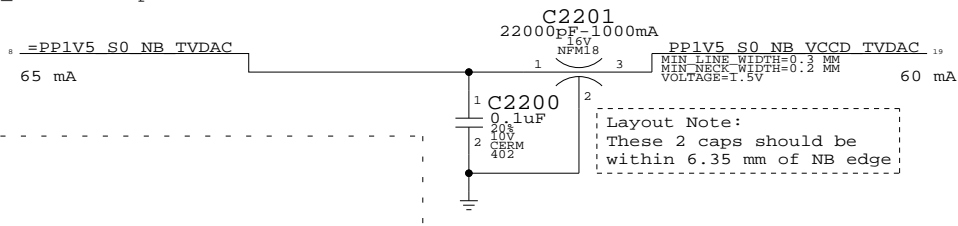
4

3

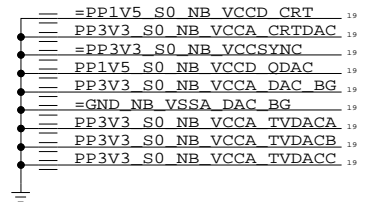
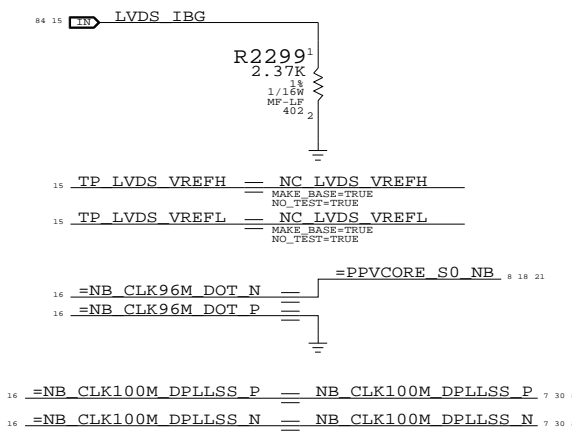
2

1

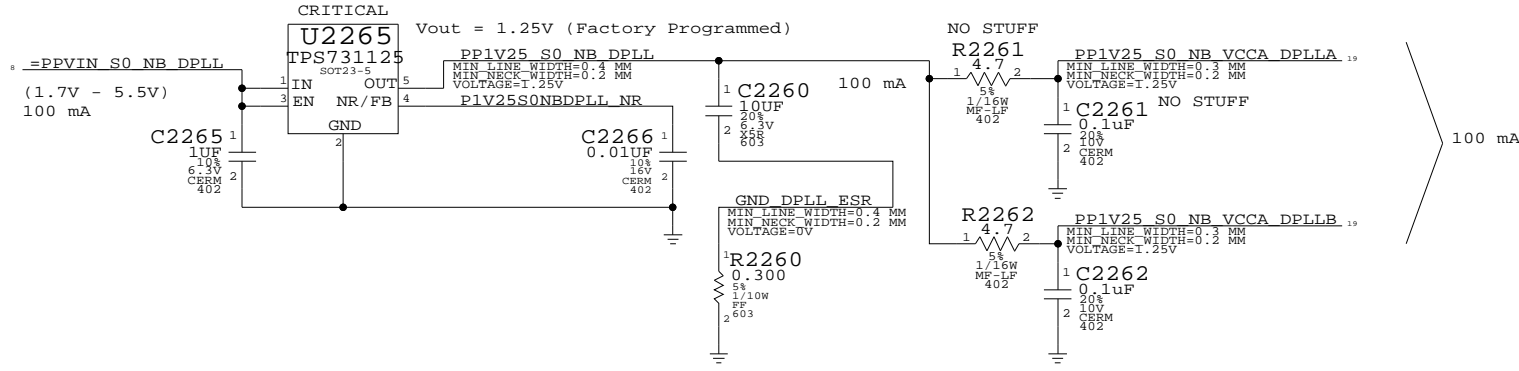
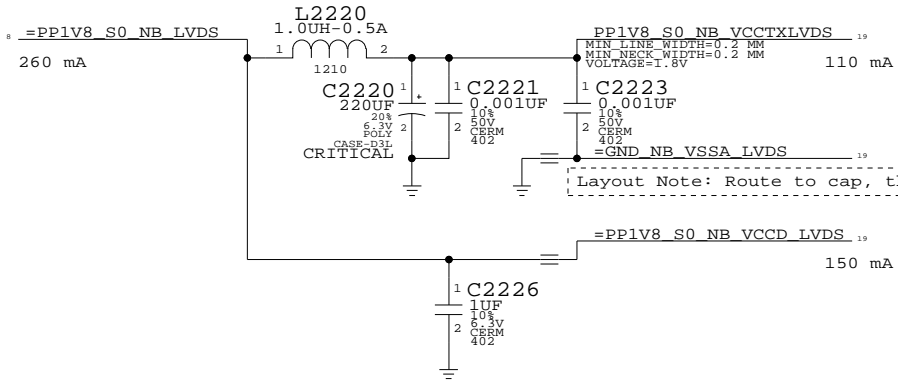
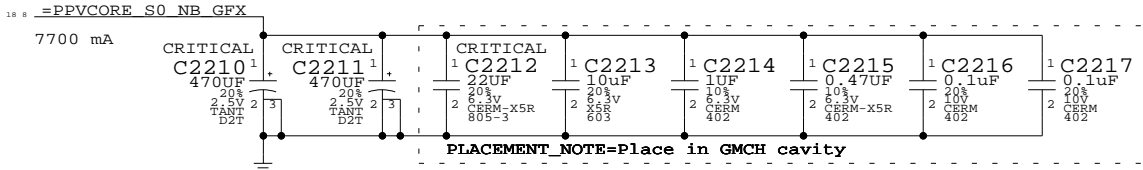
NOTE: This filter is required even if using only external graphics.
 VCCD_TVDAC also powers internal thermal sensors.



Crestline LVDS Support



GMCH Graphics Core Power



NB Graphics Decoupling

SYNC_MASTER=M75_MLB SYNC_DATE=03/20/2007
 NOTICE OF PROPRIETARY PROPERTY
 THE INFORMATION CONTAINED HEREIN IS THE PROPRIETARY PROPERTY OF APPLE COMPUTER, INC. THE POSSESSOR AGREES TO THE FOLLOWING
 I TO MAINTAIN THE DOCUMENT IN CONFIDENCE
 II NOT TO REPRODUCE OR COPY IT
 III NOT TO REVEAL OR PUBLISH IN WHOLE OR PART

APPLE COMPUTER INC.	SIZE	DRAWING NUMBER	REV.
	D	051-7261	A.0.0
SCALE	SHT	OF	REV.
NONE	22	92	

Current numbers from Crestline EDS Addendum, doc #20127.

8

7

6

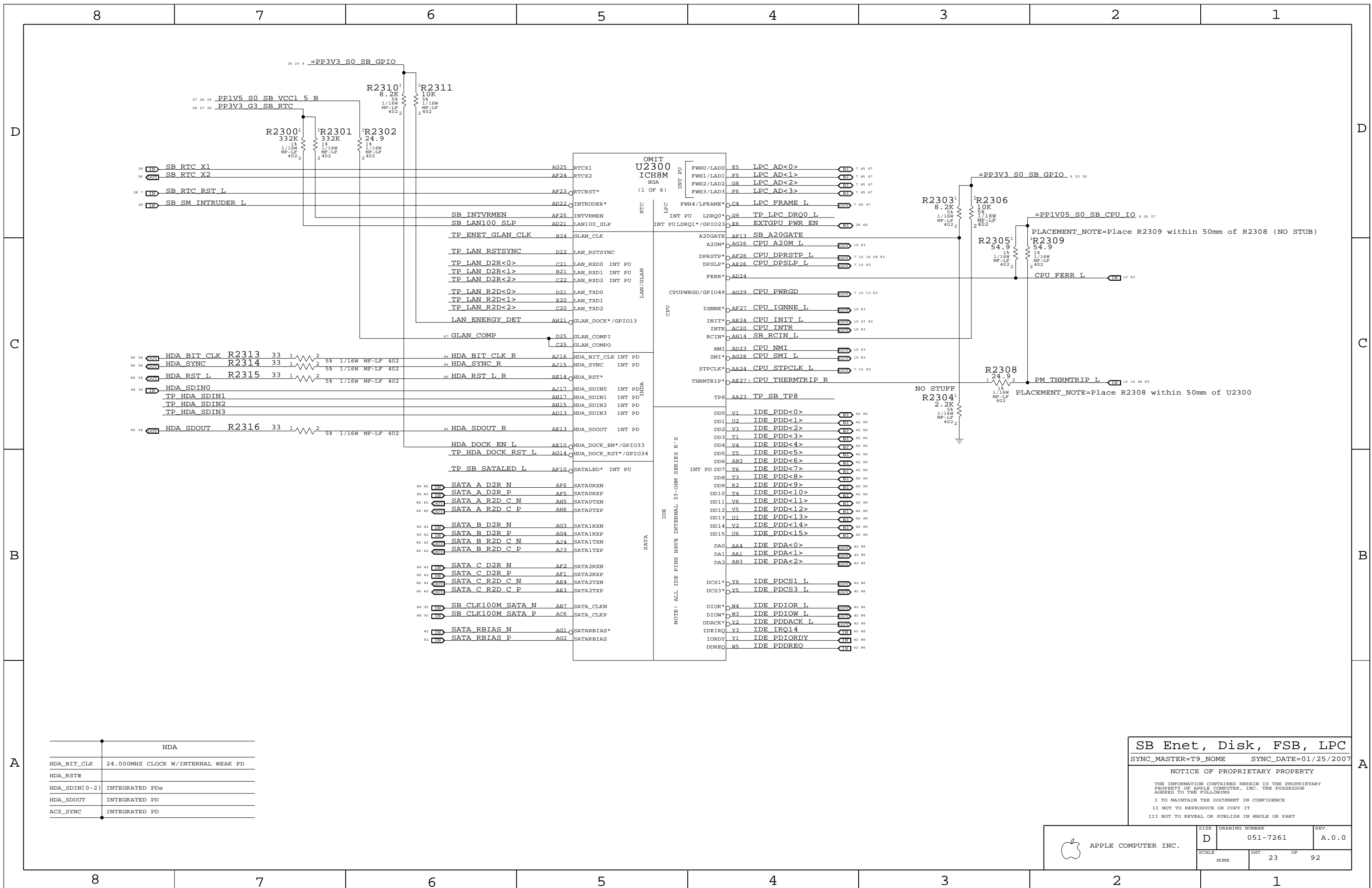
5

4

3

2

1

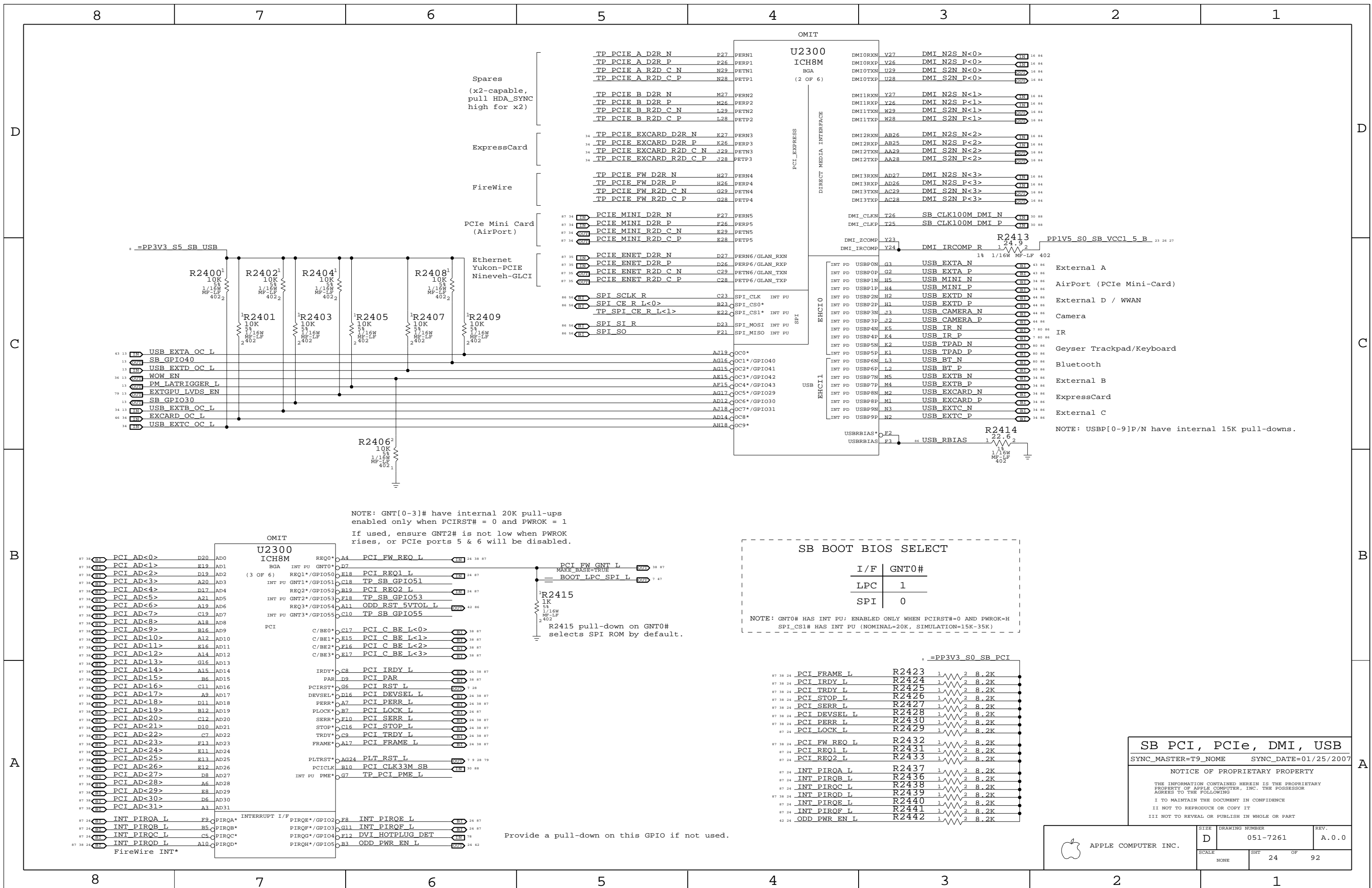


HDA	
HDA_BIT_CLK	24.000MHZ CLOCK W/INTERNAL WEAK PD
HDA_RST#	
HDA_SDIN[0-2]	INTEGRATED PDs
HDA_SDOUT	INTEGRATED PD
ACZ_SYNC	INTEGRATED PD

SB Enet, Disk, FSB, LPC
 SYNC_MASTER=T9_NOME SYNC_DATE=01/25/2007

NOTICE OF PROPRIETARY PROPERTY
 THE INFORMATION CONTAINED HEREIN IS THE PROPRIETARY PROPERTY OF APPLE COMPUTER, INC. THE POSSESSOR AGREES TO THE FOLLOWING
 I TO MAINTAIN THE DOCUMENT IN CONFIDENCE
 II NOT TO REPRODUCE OR COPY IT
 III NOT TO REVEAL OR PUBLISH IN WHOLE OR PART

APPLE COMPUTER INC.	SIZE	DRAWING NUMBER	REV.
	D	051-7261	A.0.0
SCALE	SHT		OF
NONE	23		92



NOTE: GNT[0-3]# have internal 20K pull-ups enabled only when PCIRST# = 0 and PWROK = 1. If used, ensure GNT2# is not low when PWROK rises, or PCIe ports 5 & 6 will be disabled.

SB BOOT BIOS SELECT

I/F	GNT0#
LPC	1
SPI	0

NOTE: GNT0# HAS INT PU; ENABLED ONLY WHEN PCIRST#=0 AND PWROK=HIGH
SPI_CS1# HAS INT PU (NOMINAL=20K, SIMULATION=15K-35K)

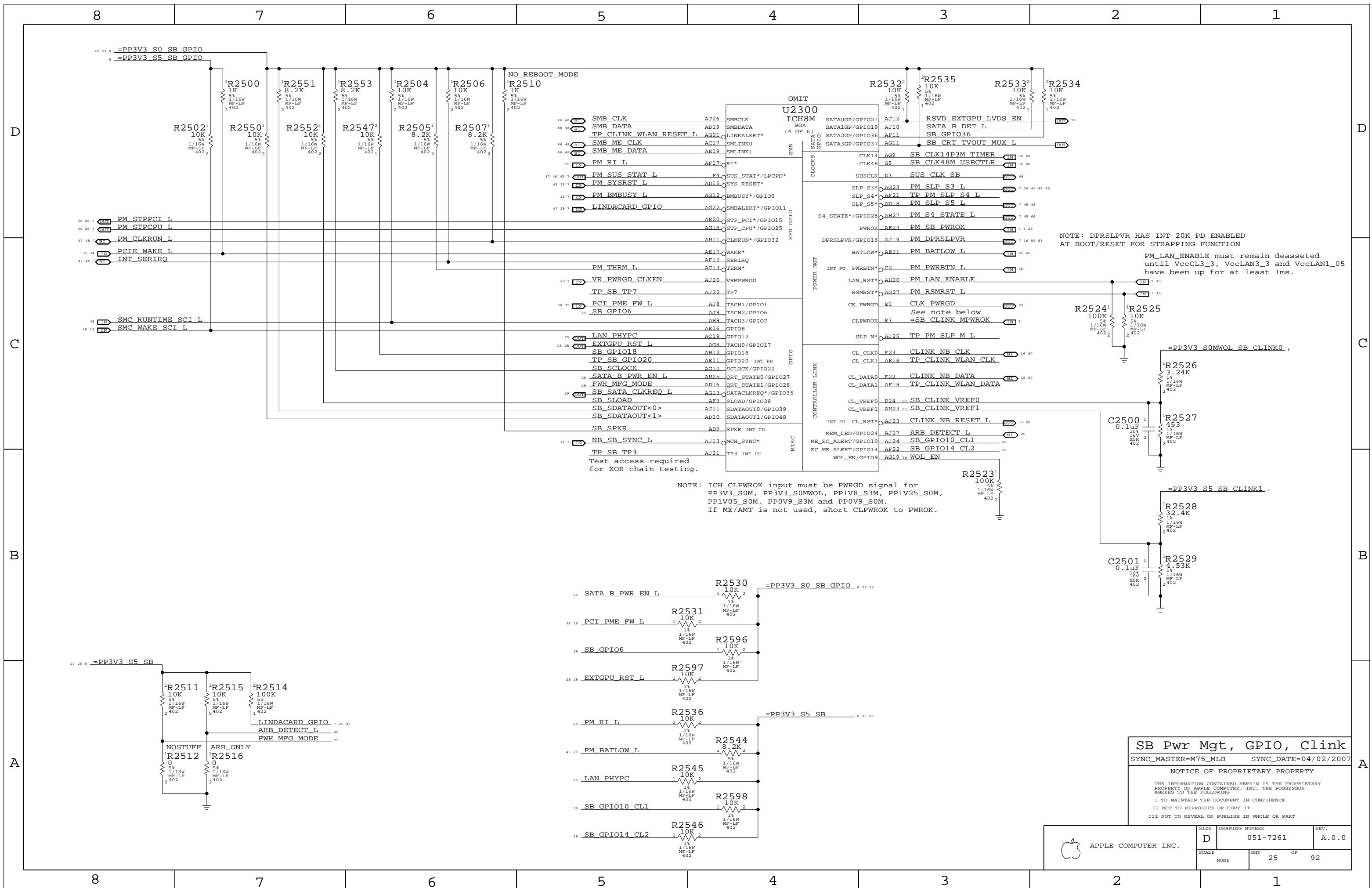
PP3V3 S0 SB PCI

PCI FRAME L	R2423	1	2	8.2K
PCI IRDY L	R2424	1	2	8.2K
PCI TRDY L	R2425	1	2	8.2K
PCI STOP L	R2426	1	2	8.2K
PCI SERR L	R2427	1	2	8.2K
PCI DEVSEL L	R2428	1	2	8.2K
PCI PERR L	R2430	1	2	8.2K
PCI LOCK L	R2429	1	2	8.2K
PCI FW REO L	R2432	1	2	8.2K
PCI REQ1 L	R2431	1	2	8.2K
PCI REQ2 L	R2433	1	2	8.2K
INT PIRQA L	R2437	1	2	8.2K
INT PIROB L	R2436	1	2	8.2K
INT PIROC L	R2438	1	2	8.2K
INT PIROD L	R2439	1	2	8.2K
INT PIROE L	R2440	1	2	8.2K
INT PIROF L	R2441	1	2	8.2K
ODD PWR EN L	R2442	1	2	8.2K

SB PCI, PCIe, DMI, USB
 SYNC_MASTER=T9_NOME SYNC_DATE=01/25/2007

NOTICE OF PROPRIETARY PROPERTY
 THE INFORMATION CONTAINED HEREIN IS THE PROPRIETARY PROPERTY OF APPLE COMPUTER, INC. THE POSSESSOR AGREES TO THE FOLLOWING:
 I TO MAINTAIN THE DOCUMENT IN CONFIDENCE
 II NOT TO REPRODUCE OR COPY IT
 III NOT TO REVEAL OR PUBLISH IN WHOLE OR PART

Provide a pull-down on this GPIO if not used.



NOTE: DPRSLPVR HAS INT 20K PD ENABLED AT BOOT/RESET FOR STRAPPING FUNCTION

PM_LAN_ENABLE must remain deasserted until VccCL3_3, VccLAN3_3 and VccLAN1_05 have been up for at least 1ms.

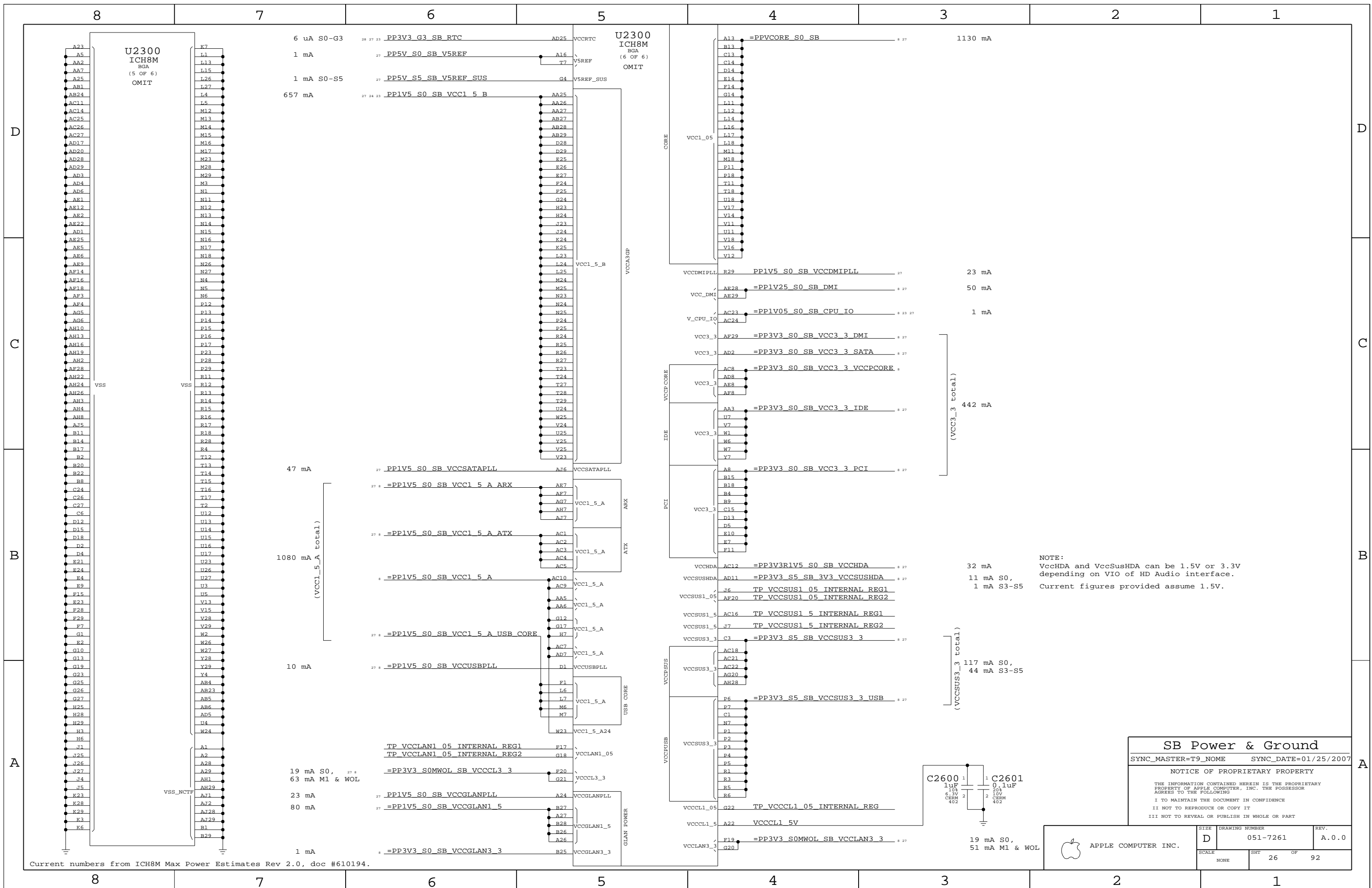
SB Pwr Mgt, GPIO, Clink
 SYNC_MASTER=M75_MLB SYNC_DATE=04/02/2007

NOTICE OF PROPRIETARY PROPERTY

THE INFORMATION CONTAINED HEREIN IS THE PROPRIETARY PROPERTY OF APPLE COMPUTER, INC. THE POSSESSOR AGREES TO THE FOLLOWING

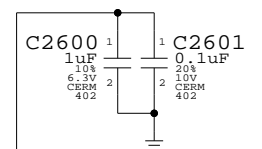
I TO MAINTAIN THE DOCUMENT IN CONFIDENCE
 II NOT TO REPRODUCE OR COPY IT
 III NOT TO REVEAL OR PUBLISH IN WHOLE OR PART

APPLE COMPUTER INC.	SIZE	DRAWING NUMBER	REV.
	D	051-7261	A.0.0
SCALE	SHT	OF	92
NONE	25		



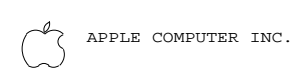
Current numbers from ICH8M Max Power Estimates Rev 2.0, doc #610194.

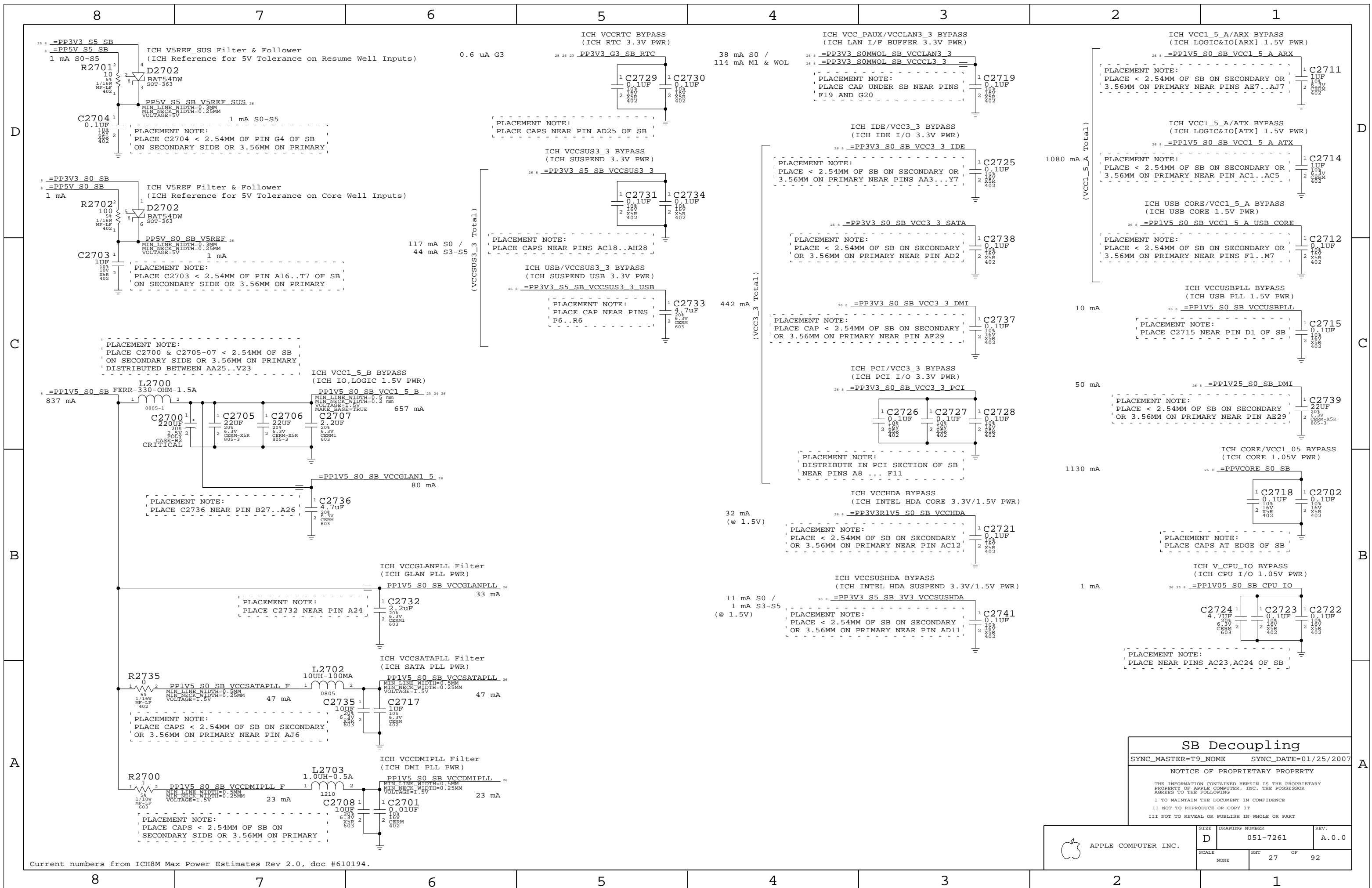
NOTE:
VccHDA and VccSUSHDA can be 1.5V or 3.3V
depending on VIO of HD Audio interface.
Current figures provided assume 1.5V.



SB Power & Ground		
SYNC_MASTER=T9_NOME	SYNC_DATE=01/25/2007	
NOTICE OF PROPRIETARY PROPERTY		
THE INFORMATION CONTAINED HEREIN IS THE PROPRIETARY PROPERTY OF APPLE COMPUTER, INC. THE POSSESSOR AGREES TO THE FOLLOWING		
I TO MAINTAIN THE DOCUMENT IN CONFIDENCE		
II NOT TO REPRODUCE OR COPY IT		
III NOT TO REVEAL OR PUBLISH IN WHOLE OR PART		

SCALE NONE	SIZE D	DRAWING NUMBER 051-7261	REV. A.0.0
	SHT 26	OF 92	





SB Decoupling

SYNC_MASTER=T9_NOME SYNC_DATE=01/25/2007

NOTICE OF PROPRIETARY PROPERTY

THE INFORMATION CONTAINED HEREIN IS THE PROPRIETARY PROPERTY OF APPLE COMPUTER, INC. THE POSSESSOR AGREES TO THE FOLLOWING

I TO MAINTAIN THE DOCUMENT IN CONFIDENCE

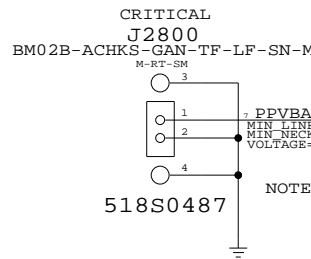
II NOT TO REPRODUCE OR COPY IT

III NOT TO REVEAL OR PUBLISH IN WHOLE OR PART

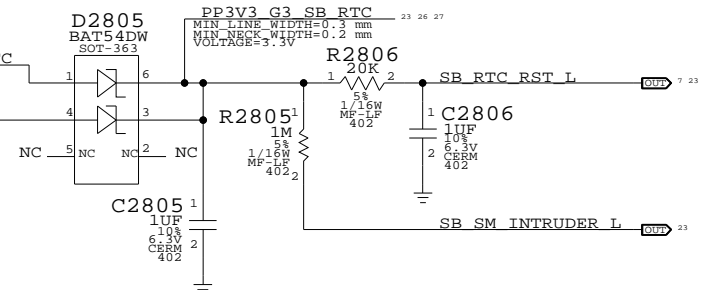
APPLE COMPUTER INC.	SIZE D	DRAWING NUMBER 051-7261	REV. A.0.0
	SCALE NONE	SHT 27	OF 92

Current numbers from ICH8M Max Power Estimates Rev 2.0, doc #610194.

Coin-Cell Connector

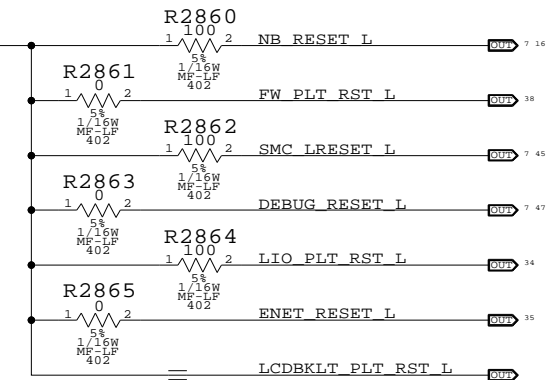


RTC Power Sources

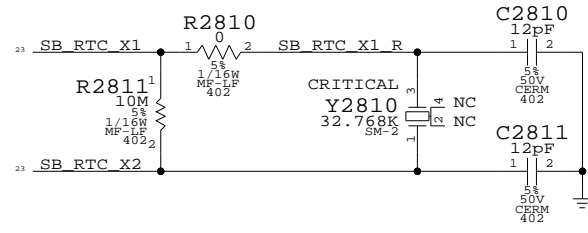


Platform Reset Connections

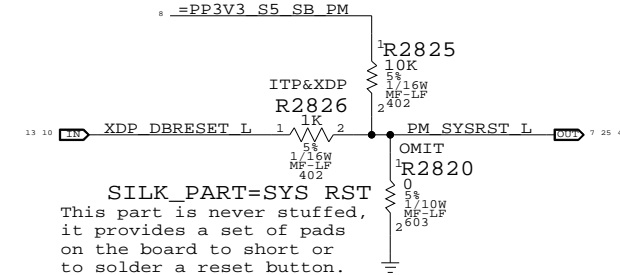
Unbuffered



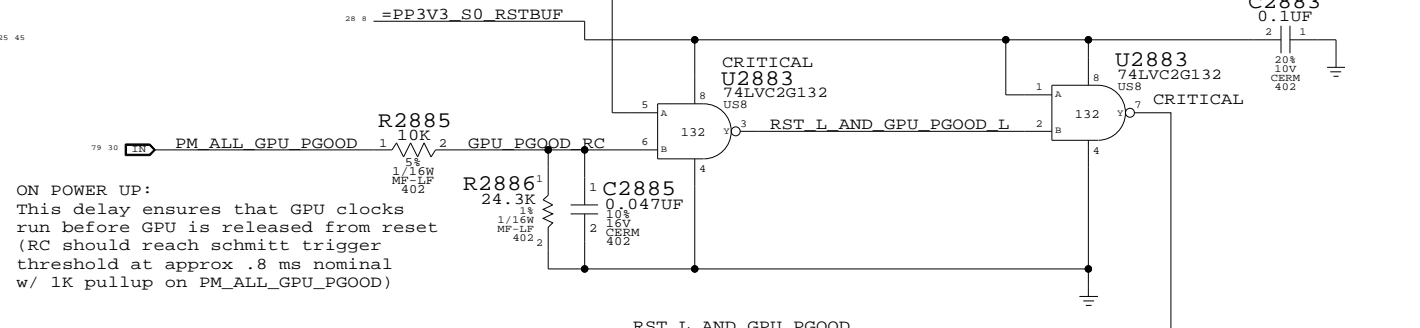
SB RTC Crystal



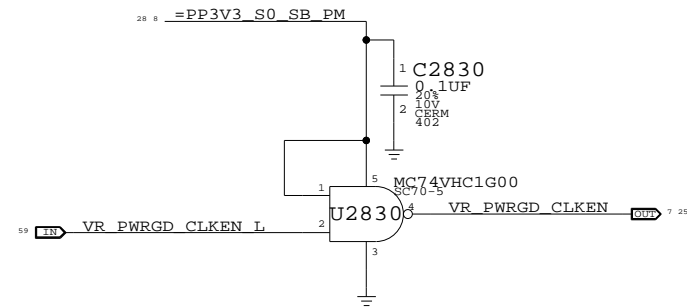
System Reset "Button"



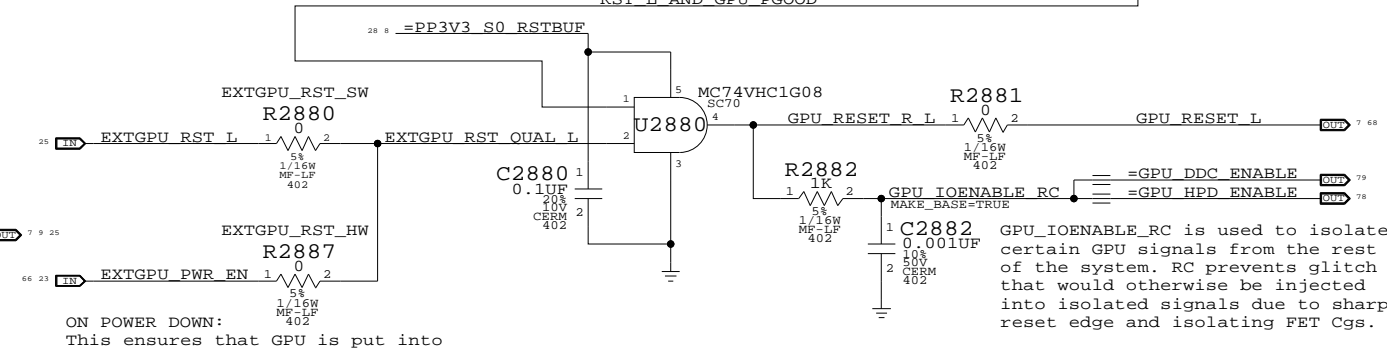
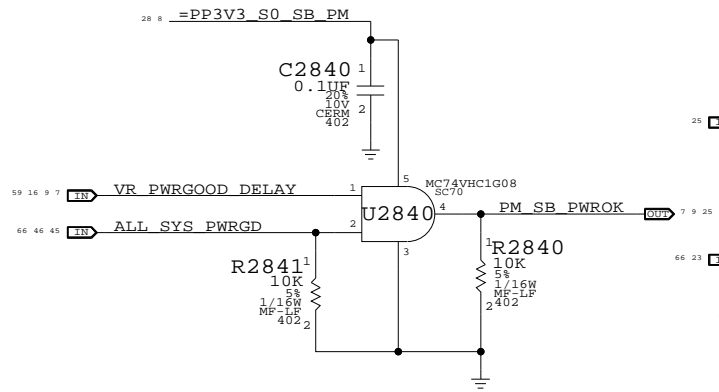
Muxed GFX GPU Reset Support



VRMPWRGD Inverter

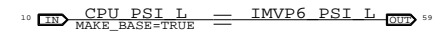


PWROK Circuit



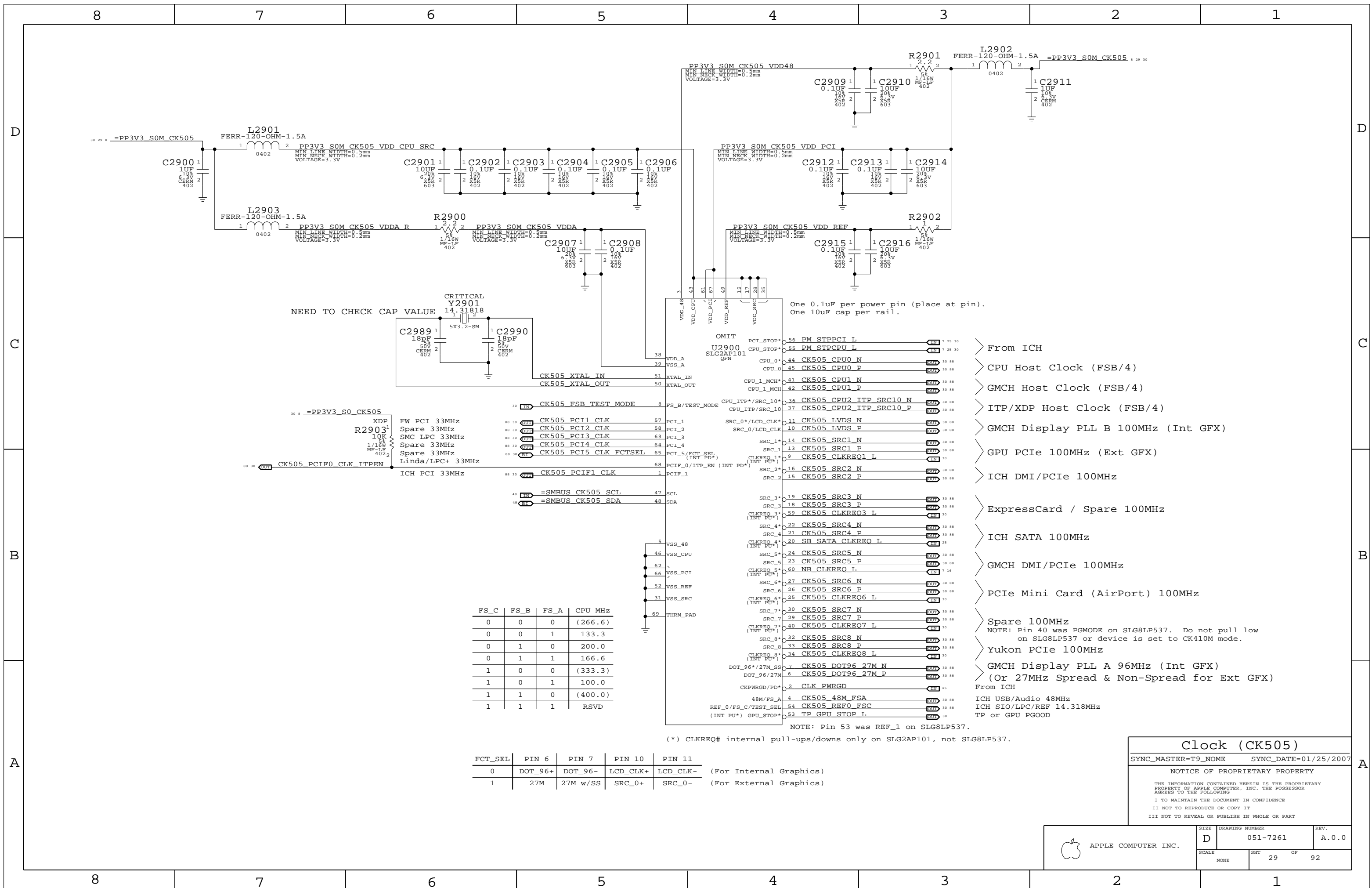
PCI Reset Connections

CPU VCore ForcePSI



SB Misc
 SYNC_MASTER=M75_MLB SYNC_DATE=03/19/2007
NOTICE OF PROPRIETARY PROPERTY
 THE INFORMATION CONTAINED HEREIN IS THE PROPRIETARY PROPERTY OF APPLE COMPUTER, INC. THE POSSESSOR AGREES TO THE FOLLOWING
 I TO MAINTAIN THE DOCUMENT IN CONFIDENCE
 II NOT TO REPRODUCE OR COPY IT
 III NOT TO REVEAL OR PUBLISH IN WHOLE OR PART

APPLE COMPUTER INC.	SIZE	DRAWING NUMBER	REV.
	D	051-7261	A.0.0
SCALE	SHT 28 OF 92		
NONE			



NEED TO CHECK CAP VALUE

CRITICAL
Y2901
14.31818

C2989 18pF 50V CERM 402
C2990 18pF 50V CERM 402

One 0.1uF per power pin (place at pin).
One 10uF cap per rail.

FS_C	FS_B	FS_A	CPU MHz
0	0	0	(266.6)
0	0	1	133.3
0	1	0	200.0
0	1	1	166.6
1	0	0	(333.3)
1	0	1	100.0
1	1	0	(400.0)
1	1	1	RSVD

FCT_SEL	PIN 6	PIN 7	PIN 10	PIN 11	
0	DOT_96+	DOT_96-	LCD_CLK+	LCD_CLK-	(For Internal Graphics)
1	27M	27M w/SS	SRC_0+	SRC_0-	(For External Graphics)

- > From ICH
- > CPU Host Clock (FSB/4)
- > GMCH Host Clock (FSB/4)
- > ITP/XDP Host Clock (FSB/4)
- > GMCH Display PLL B 100MHz (Int GFX)
- > GPU PCIe 100MHz (Ext GFX)
- > ICH DMI/PCIe 100MHz
- > ExpressCard / Spare 100MHz
- > ICH SATA 100MHz
- > GMCH DMI/PCIe 100MHz
- > PCIe Mini Card (AirPort) 100MHz
- > Spare 100MHz
- NOTE: Pin 40 was PGMODE on SLG8LP537. Do not pull low on SLG8LP537 or device is set to CK410M mode.
- > Yukon PCIe 100MHz
- > GMCH Display PLL A 96MHz (Int GFX)
- > (Or 27MHz Spread & Non-Spread for Ext GFX)
- From ICH
- ICH USB/Audio 48MHz
- ICH SIO/LPC/REF 14.318MHz
- TP or GPU PGOOD

NOTE: Pin 53 was REF_1 on SLG8LP537.

(*) CLKREQ# internal pull-ups/downs only on SLG2AP101, not SLG8LP537.

Clock (CK505)

SYNC_MASTER=T9_NAME SYNC_DATE=01/25/2007

NOTICE OF PROPRIETARY PROPERTY

THE INFORMATION CONTAINED HEREIN IS THE PROPRIETARY PROPERTY OF APPLE COMPUTER, INC. THE POSSESSOR AGREES TO THE FOLLOWING

I TO MAINTAIN THE DOCUMENT IN CONFIDENCE
II NOT TO REPRODUCE OR COPY IT
III NOT TO REVEAL OR PUBLISH IN WHOLE OR PART

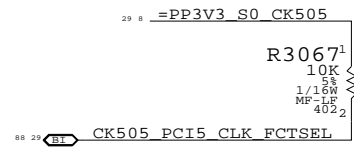
	DRAWING NUMBER		REV.
	D	051-7261	A.0.0
SCALE		SHT	OF
NONE		29	92

CLK Termination

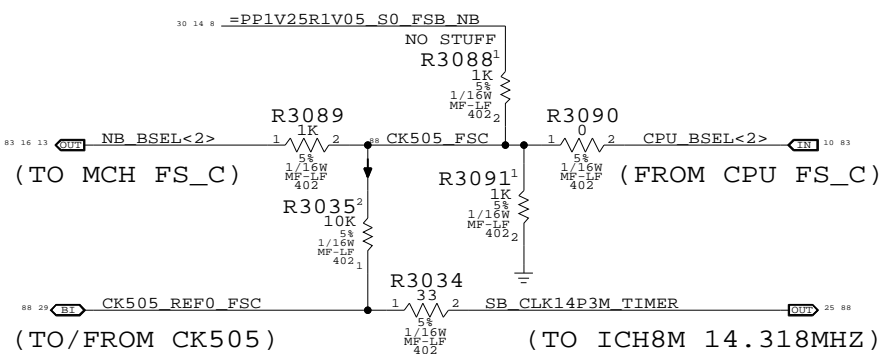
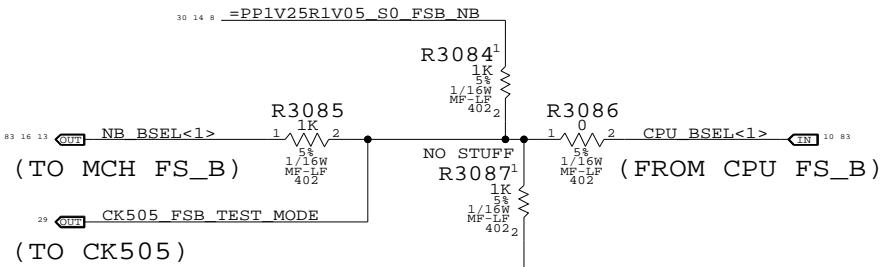
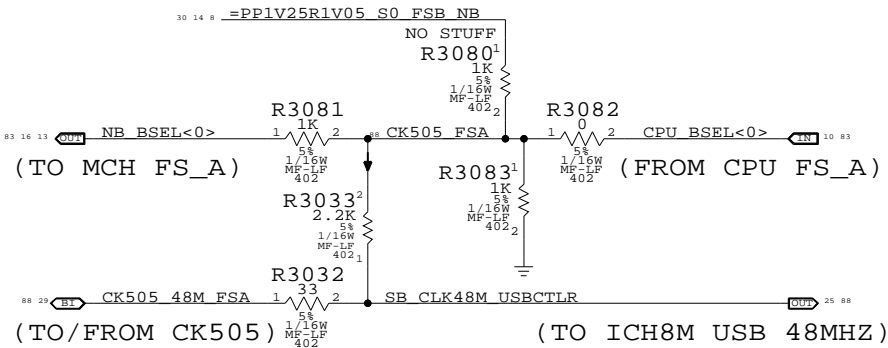
(Note: HOST/SRC/GFX clock termination removed. Silego SL8GLP536 or equiv. support only)

CK505 Configuration Straps

FCT_SEL (GFX clock select)



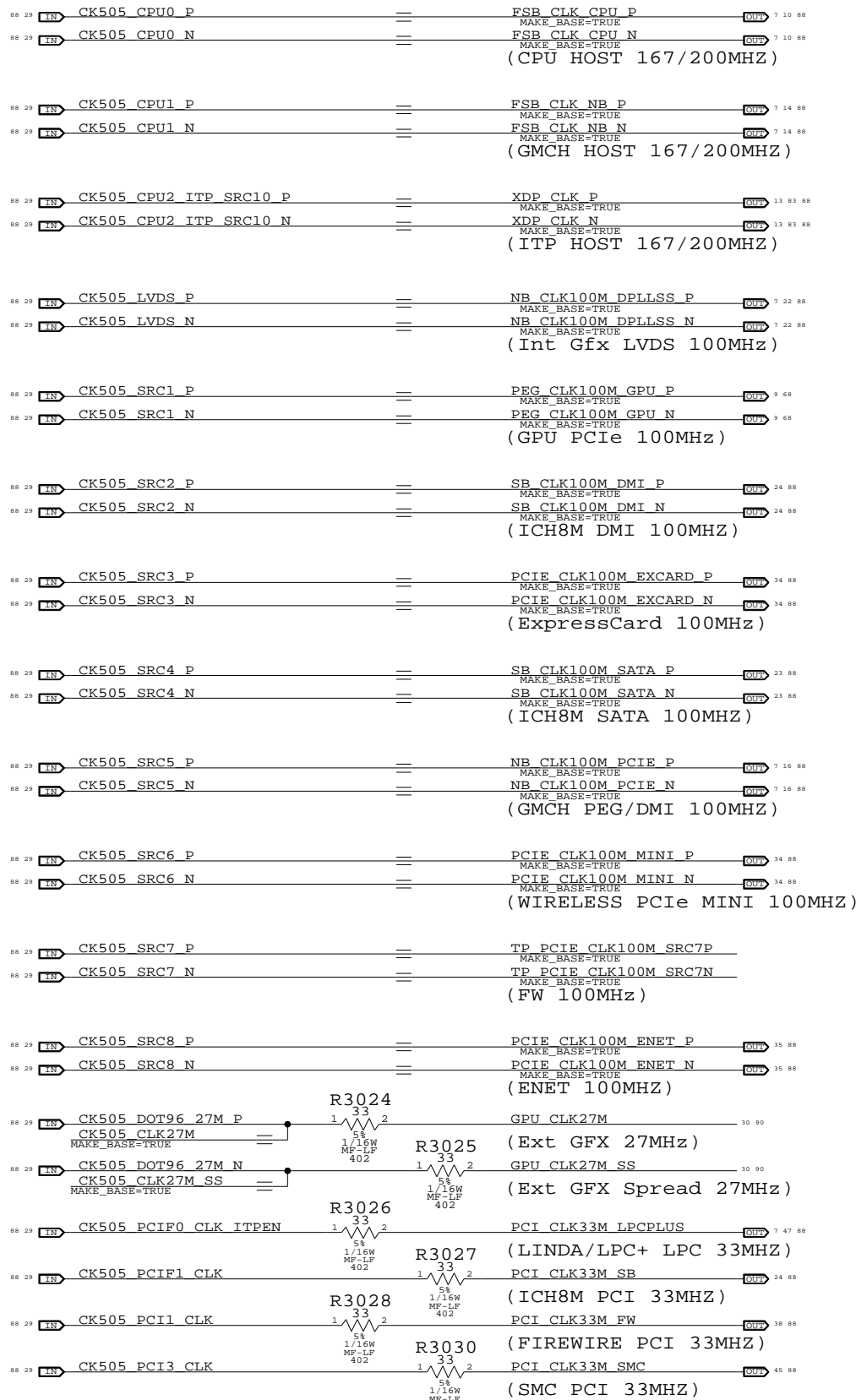
FS_A, FS_B, FS_C (Host clock freq select)



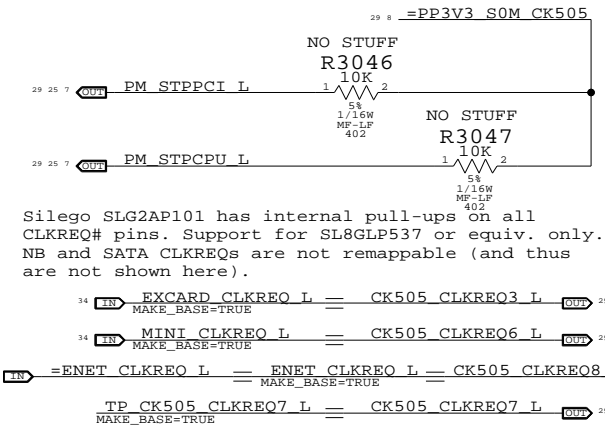
FS_C	FS_B	FS_A	CPU MHz
0	0	0	(266.6)
0	0	1	133.3
0	1	0	200.0
0	1	1	166.6
1	0	0	(333.3)
1	0	1	100.0
1	1	0	(400.0)
1	1	1	RSVD

NO STUFF R3082, R3086 & R3090 for manual CPU clk frequency.

(Only 100-200MHz supported by SLG8LP536 and CY28545-5)

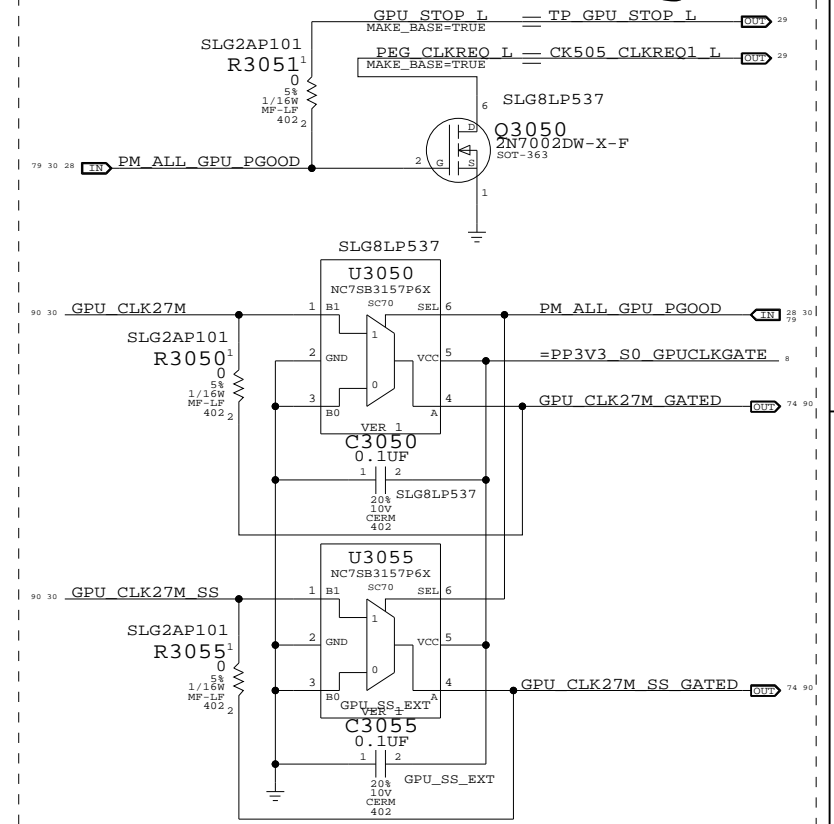


CLKREQ Controls



Silego SLG2AP101 has internal pull-ups on all CLKREQ# pins. Support for SL8GLP537 or equiv. only. NB and SATA CLKREQs are not remappable (and thus are not shown here).

GPU Clock Gating



Unused Clocks

- CK505_PCI2_CLK (Reserved for TPM PCI 33MHZ)
- CK505_PCI4_CLK (Spare 33MHZ)

Clock Termination

SYNC_MASTER=M75_MLB SYNC_DATE=03/19/2007

NOTICE OF PROPRIETARY PROPERTY

THE INFORMATION CONTAINED HEREIN IS THE PROPRIETARY PROPERTY OF APPLE COMPUTER, INC. THE POSSESSOR AGREES TO THE FOLLOWING
 I TO MAINTAIN THE DOCUMENT IN CONFIDENCE
 II NOT TO REPRODUCE OR COPY IT
 III NOT TO REVEAL OR PUBLISH IN WHOLE OR PART

APPLE COMPUTER INC.	SIZE	DRAWING NUMBER	REV.
	D	051-7261	A.0.0
SCALE	SHT	OF	92
NONE	30		

Page Notes

Power aliases required by this page:

- =PP1V8_S3M_MEM_A
- =PP0V9_S3M_MEM_DIMMVREFA
- =PPSPD_S0M_MEM_A (2.5V - 3.3V)

Signal aliases required by this page:


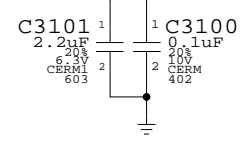
- =I2C_SODIMMA_SCL
- =I2C_SODIMMA_SDA

BOM options provided by this page:
(NONE)

=PP0V9_S3M_MEM_DIMMVREFA

=PP1V8_S3M_MEM_A

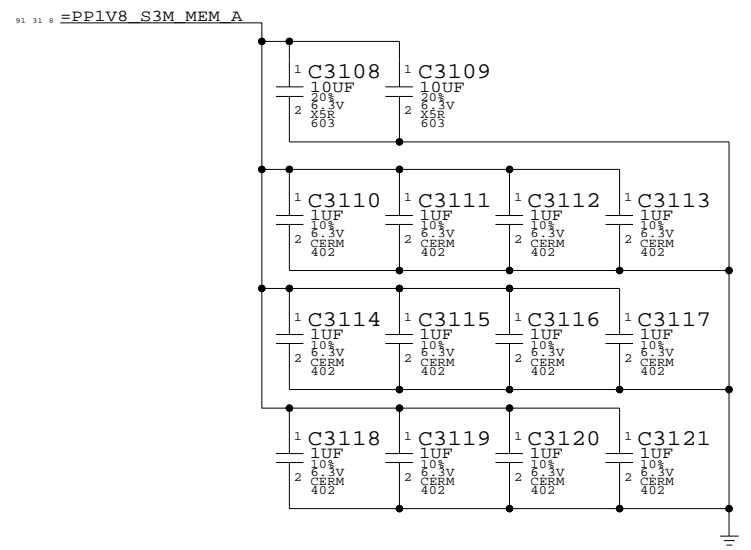
=PP1V8_S3M_MEM_A



"Factory" (thru-hole) slot

DDR2 Bypass Caps

(For return current)



DDR2 SO-DIMM Connector A
SYNC_MASTER=M75_MLB SYNC_DATE=03/19/2007

NOTICE OF PROPRIETARY PROPERTY

THE INFORMATION CONTAINED HEREIN IS THE PROPRIETARY PROPERTY OF APPLE COMPUTER, INC. THE POSSESSOR AGREES TO THE FOLLOWING
I TO MAINTAIN THE DOCUMENT IN CONFIDENCE
II NOT TO REPRODUCE OR COPY IT
III NOT TO REVEAL OR PUBLISH IN WHOLE OR PART

APPLE COMPUTER INC.	SIZE	DRAWING NUMBER	REV.
	D	051-7261	A.0.0
SCALE	SHT	OF	
NONE	31	92	

Page Notes

Power aliases required by this page:

- =PP1V8_S3M_MEM_B
- =PP0V9_S3M_MEM_DIMMVREFB
- =PPSPD_S0M_MEM_B (2.5V - 3.3V)

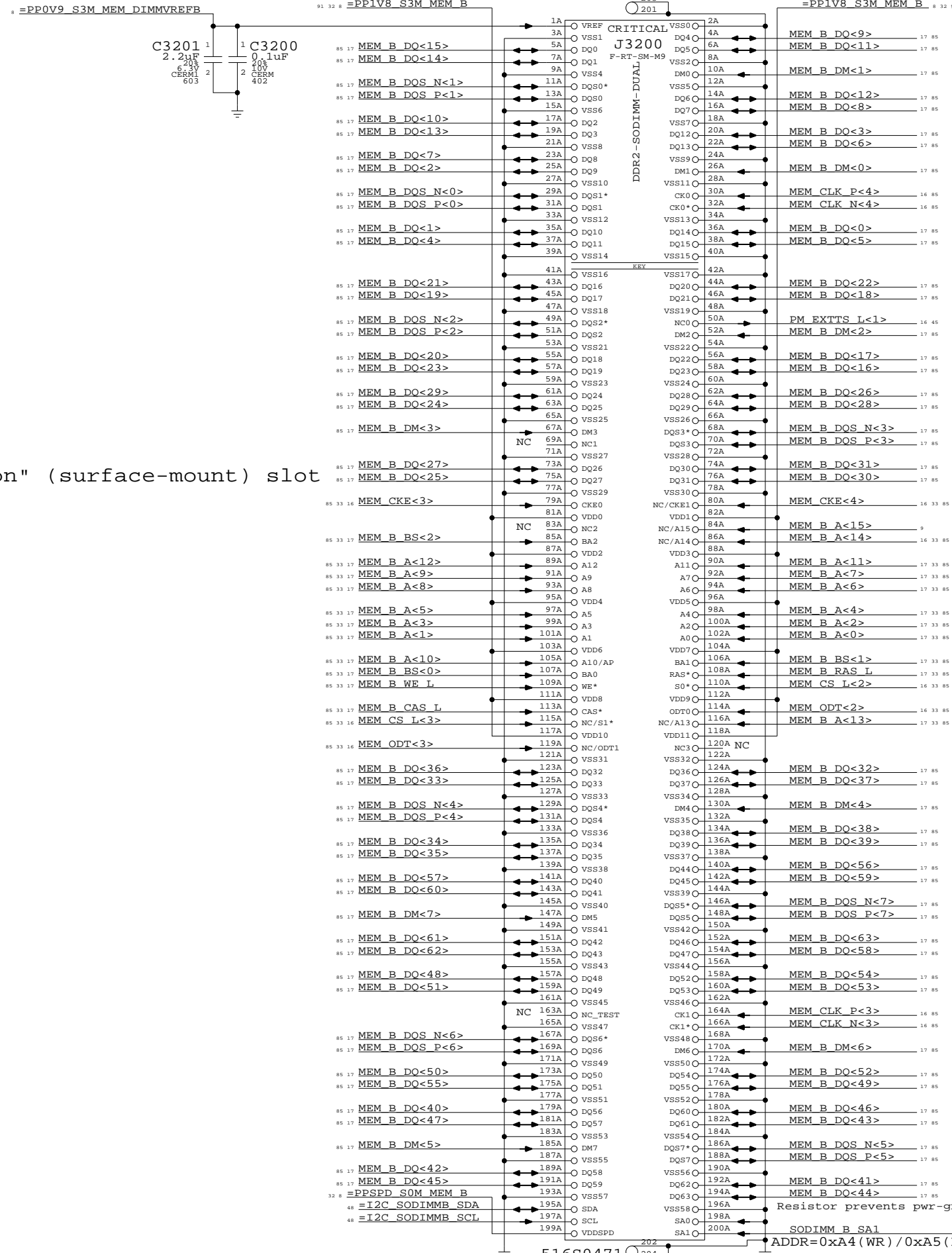
Signal aliases required by this page:

- =I2C_SODIMMB_SCL
- =I2C_SODIMMB_SDA

BOM options provided by this page:

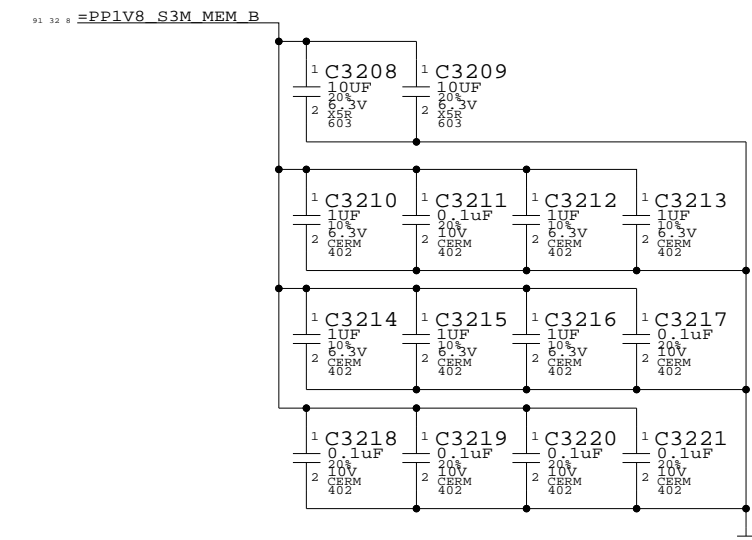
(NONE)

"Expansion" (surface-mount) slot



DDR2 Bypass Caps

(For return current)



DDR2 SO-DIMM Connector B
 SYNC_MASTER=M75_MLB SYNC_DATE=03/19/2007

NOTICE OF PROPRIETARY PROPERTY
 THE INFORMATION CONTAINED HEREIN IS THE PROPRIETARY PROPERTY OF APPLE COMPUTER, INC. THE POSSESSOR AGREES TO THE FOLLOWING
 I TO MAINTAIN THE DOCUMENT IN CONFIDENCE
 II NOT TO REPRODUCE OR COPY IT
 III NOT TO REVEAL OR PUBLISH IN WHOLE OR PART

	SIZE	DRAWING NUMBER	REV.
	D	051-7261	A.0.0
SCALE	SHT	OF	
NONE	32	92	

8

7

6

5

4


3

2

1

One cap for each side of every RPAK, one cap for every two discrete resistors
 Ensure CS_L and ODT resistors are close to SO-DIMM connector

=PPOV9 SOM MEM TERM



D

D

C

C

B

B

A

A

8

7

6

5

4

3

2

1

Memory Active Termination

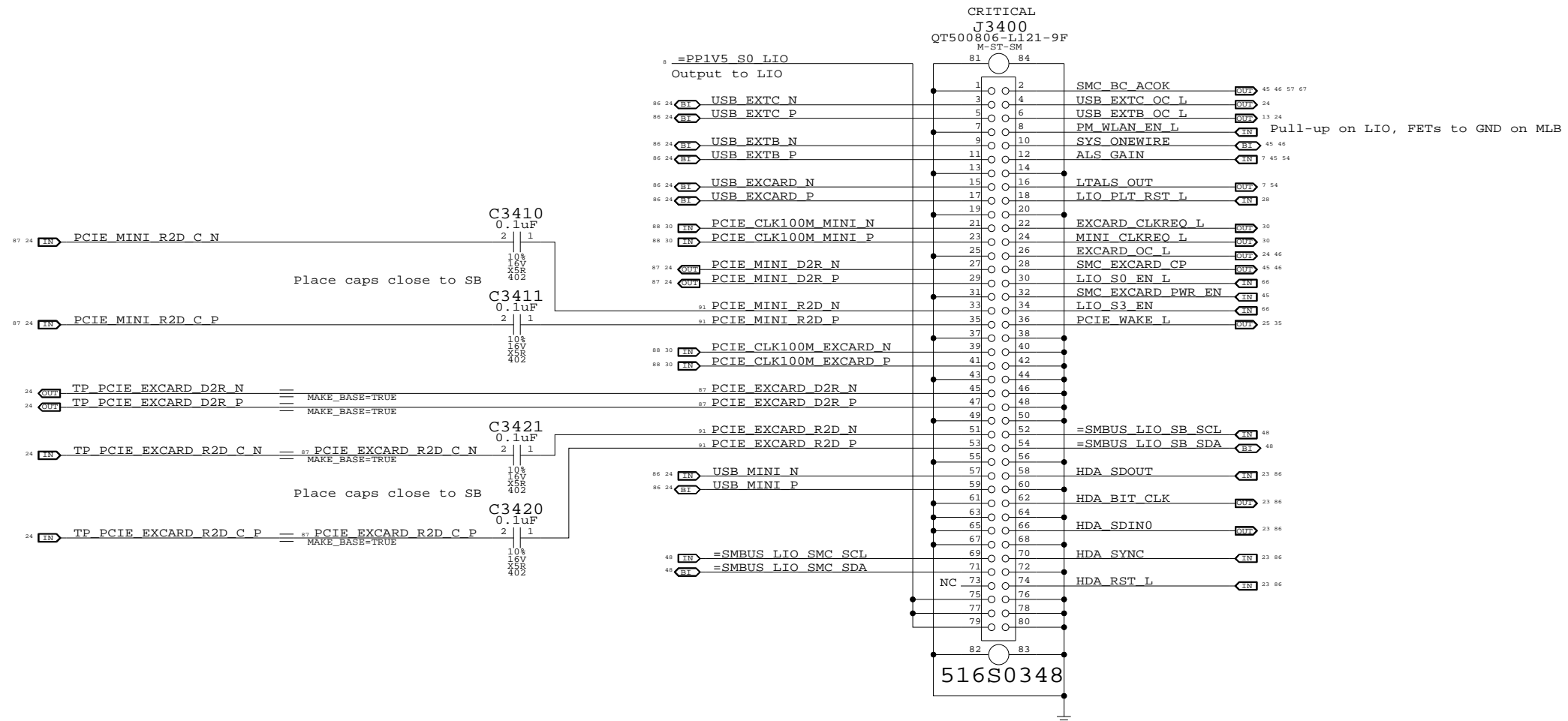
SYNC_MASTER=(MASTER) SYNC_DATE=(MASTER)

NOTICE OF PROPRIETARY PROPERTY

THE INFORMATION CONTAINED HEREIN IS THE PROPRIETARY PROPERTY OF APPLE COMPUTER, INC. THE POSSESSOR AGREES TO THE FOLLOWING
 I TO MAINTAIN THE DOCUMENT IN CONFIDENCE
 II NOT TO REPRODUCE OR COPY IT
 III NOT TO REVEAL OR PUBLISH IN WHOLE OR PART

APPLE COMPUTER INC.	SIZE	DRAWING NUMBER	REV.
	D	051-7261	A.0.0
SCALE	SHT	OF	
NONE	33	92	

Left I/O Board Connector



Left I/O Board Connector

SYNC_MASTER=(MASTER) SYNC_DATE=(MASTER)

NOTICE OF PROPRIETARY PROPERTY

THE INFORMATION CONTAINED HEREIN IS THE PROPRIETARY PROPERTY OF APPLE COMPUTER, INC. THE POSSESSOR AGREES TO THE FOLLOWING
 I TO MAINTAIN THE DOCUMENT IN CONFIDENCE
 II NOT TO REPRODUCE OR COPY IT
 III NOT TO REVEAL OR PUBLISH IN WHOLE OR PART

APPLE COMPUTER INC.	SIZE	DRAWING NUMBER	REV.
	D	051-7261	A.0.0
SCALE	SHT		OF
NONE	34		92

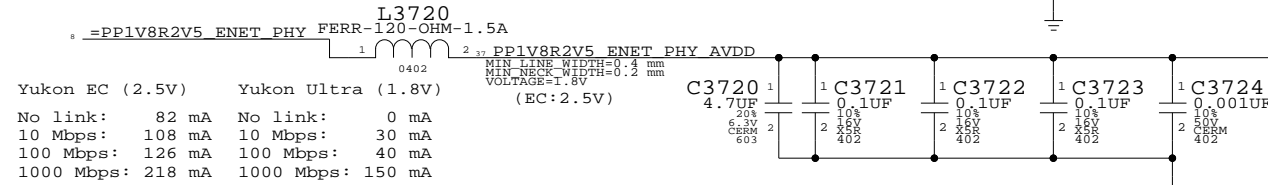
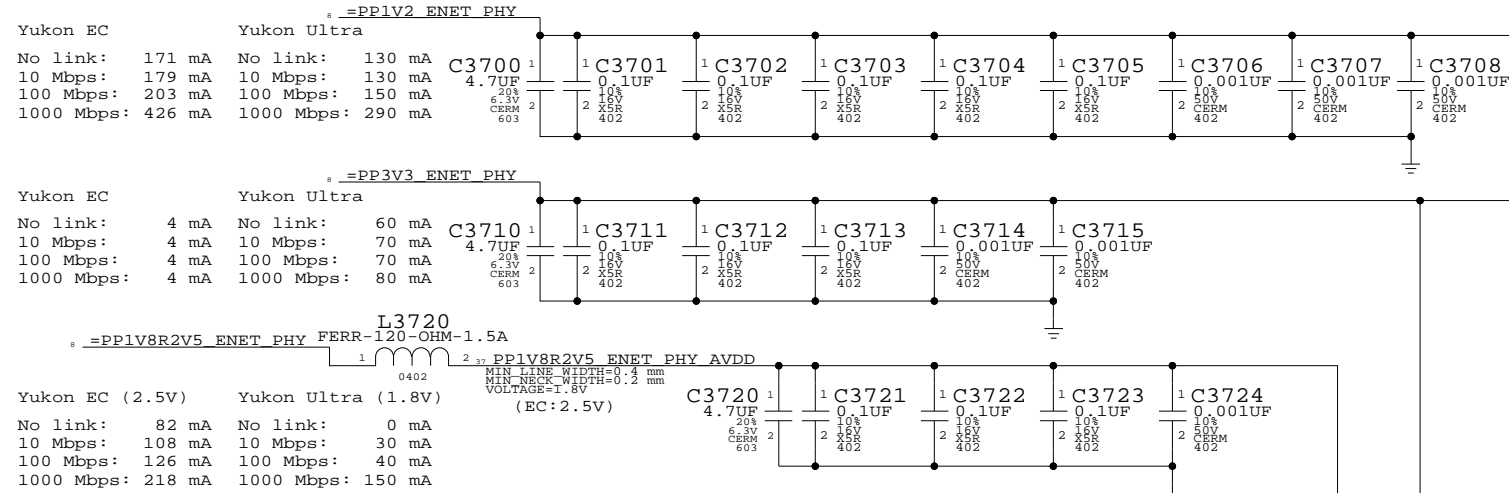
Page Notes

Power aliases required by this page:
 - =PP3V3_ENET_PHY (EC / Ultra)
 - =PP1V8R2V5_ENET_PHY (2.5V / 1.8V)
 - =YUKON_EC_PP2V5_ENET (2.5V / GND)
 - =PP1V2_ENET_PHY

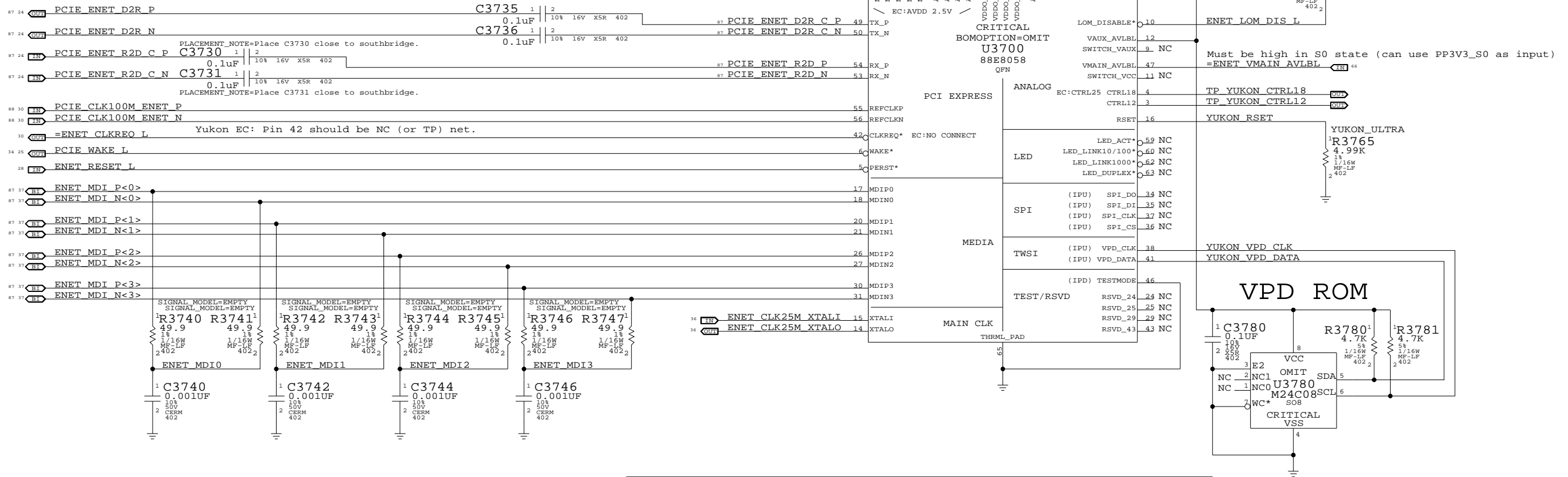
Signal aliases required by this page:
 - =ENET_CLKREQ_L (NC/TP for Yukon EC)
 - =ENET_VMAIN_AVLBLE (See note by pin)

BOM options provided by this page:
 YUKON_EC - Selects Yukon EC RSET value.
 YUKON_ULTRA - Selects Yukon Ultra RSET.

NOTE: See bottom of page for instructions for dual Yukon EC / Yukon Ultra schematic support.



=YUKON_EC_PP2V5_ENET
 Yukon EC: Alias to PP1V8R2V5_ENET_PHY_AVDD, add 1x 0.1uF & 1x 0.001uF caps
 Yukon Ultra: Alias to GND



PART NUMBER	QTY	DESCRIPTION	REFERENCE DES	CRITICAL	BOM OPTION
338S0386	1	IC, 88E8058, GIGABIT ENET XCVR, 64P QFN	U3700	CRITICAL	YUKON_ULTRA
341S2060	1	IC, FLASH, 88E8058 ETHERNET VPD, IIC, SO8	U3780	CRITICAL	YUKON_ULTRA
338S0270	1	IC, 88E8053, GIGABIT ENET XCVR, 64P QFN	U3700	CRITICAL	YUKON_EC
341S1797	1	IC, EEPROM, SERIAL IIC, 8KBIT, SO8	U3780	CRITICAL	YUKON_EC
114S0285	1	RES, 4.87K, 1%, 1/16W, 0402, LF	R3760		YUKON_EC

To support Yukon EC and Ultra on the same board:

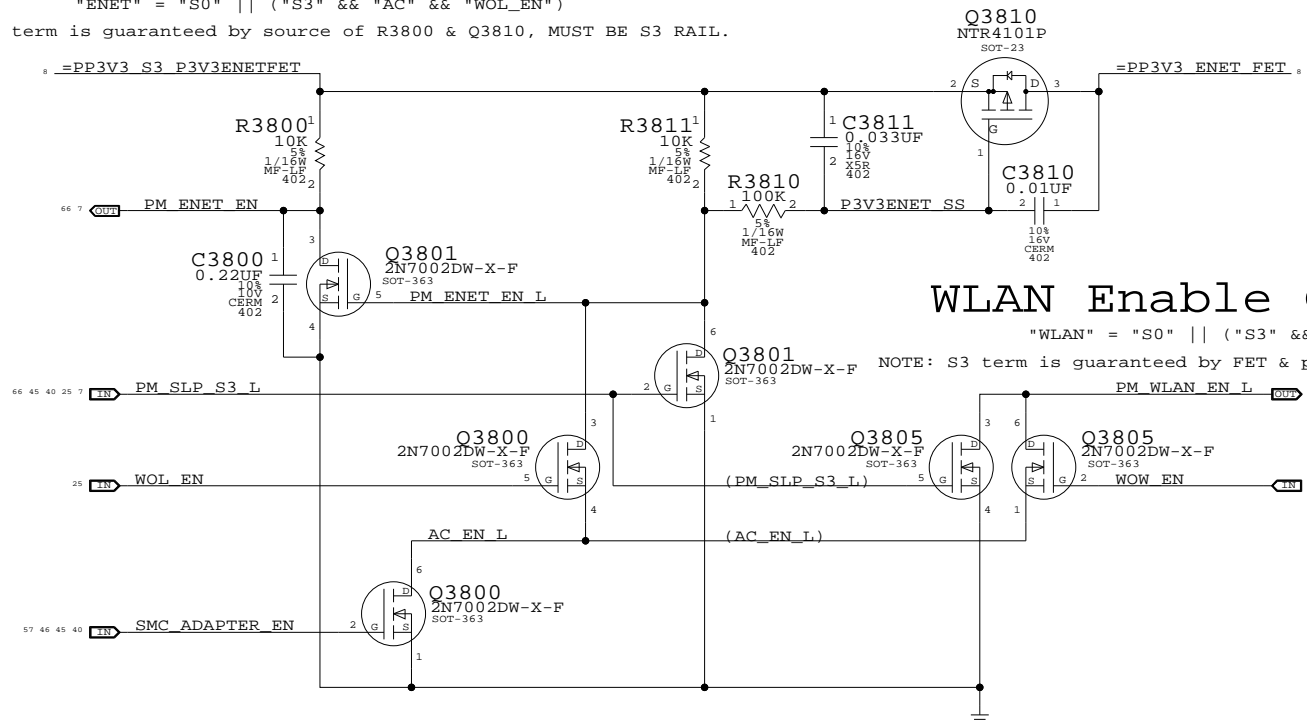
- Alias =YUKON_EC_PP2V5_ENET to PP1V8R2V5_ENET_PHY_AVDD, add 1x 0.1uF and 1x 0.001uF caps
- Use 0-ohm resistors or variable supply to provide 1.8V or 2.5V to =PP1V8R2V5_ENET_PHY and magnetics. Can also use BCP69T1 connected to CTRL18 pin 4 for internal VR.
- Connect =ENET_CLKREQ_L to clock generator via 0-ohm resistor (BOMOPTION: YUKON_ULTRA)
- Use YUKON_EC and YUKON_ULTRA BOMOPTIONS to select stuffed part

Ethernet (Yukon)
 SYNC_MASTER=T9_NOME SYNC_DATE=01/25/2007
 NOTICE OF PROPRIETARY PROPERTY
 THE INFORMATION CONTAINED HEREIN IS THE PROPRIETARY PROPERTY OF APPLE COMPUTER, INC. THE POSSESSOR AGREES TO THE FOLLOWING
 I TO MAINTAIN THE DOCUMENT IN CONFIDENCE
 II NOT TO REPRODUCE OR COPY IT
 III NOT TO REVEAL OR PUBLISH IN WHOLE OR PART

APPLE COMPUTER INC.	SIZE	DRAWING NUMBER	REV.
	D	051-7261	A.0.0
SCALE	SHT	OF	92
NONE	35		

ENET Enable Generation

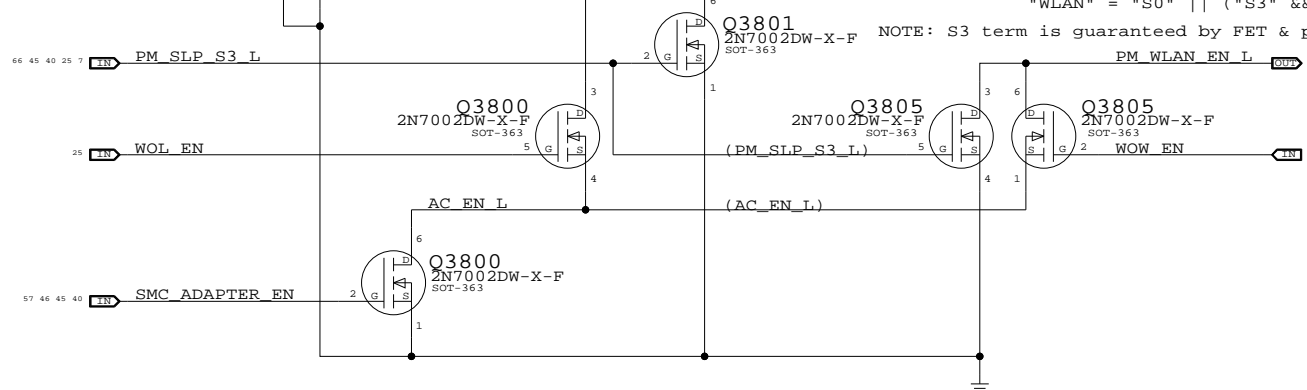
"ENET" = "S0" || ("S3" && "AC" && "WOL_EN")
 NOTE: S3 term is guaranteed by source of R3800 & Q3810, MUST BE S3 RAIL.



3.3V ENET FET

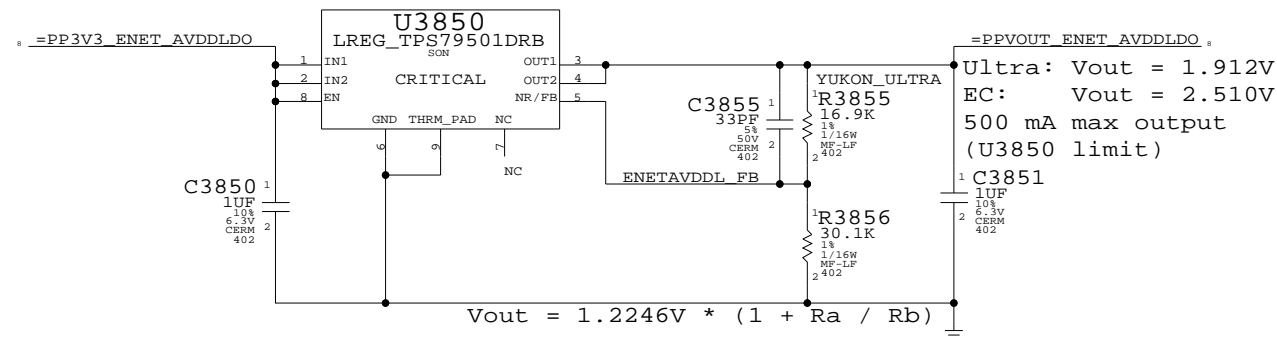
WLAN Enable Generation

"WLAN" = "S0" || ("S3" && "AC" && "WOW_EN")
 NOTE: S3 term is guaranteed by FET & pull-up source, MUST BE S3 RAIL.



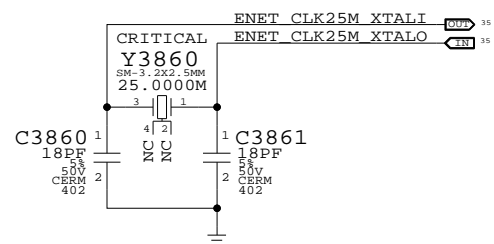
Yukon AVDDL LDO

1.9V for Yukon Ultra, 2.5V for Yukon EC
 Yukon Ultra requires 1.9V on its magnetics to pass compliance tests



PART NUMBER	QTY	DESCRIPTION	REFERENCE DES	CRITICAL	BOM OPTION
114S0363	1	RES,31.6K,1%,1/16W,402,LF	R3855		YUKON_EC

Yukon Crystal



Yukon Power Control

SYNC_MASTER=T9_NOME SYNC_DATE=03/19/2007

NOTICE OF PROPRIETARY PROPERTY

THE INFORMATION CONTAINED HEREIN IS THE PROPRIETARY PROPERTY OF APPLE COMPUTER, INC. THE POSSESSOR AGREES TO THE FOLLOWING

I TO MAINTAIN THE DOCUMENT IN CONFIDENCE

II NOT TO REPRODUCE OR COPY IT

III NOT TO REVEAL OR PUBLISH IN WHOLE OR PART

APPLE COMPUTER INC.	SIZE	DRAWING NUMBER	REV.
	D	051-7261	A.0.0
SCALE	SHT	OF	
NONE	36	92	

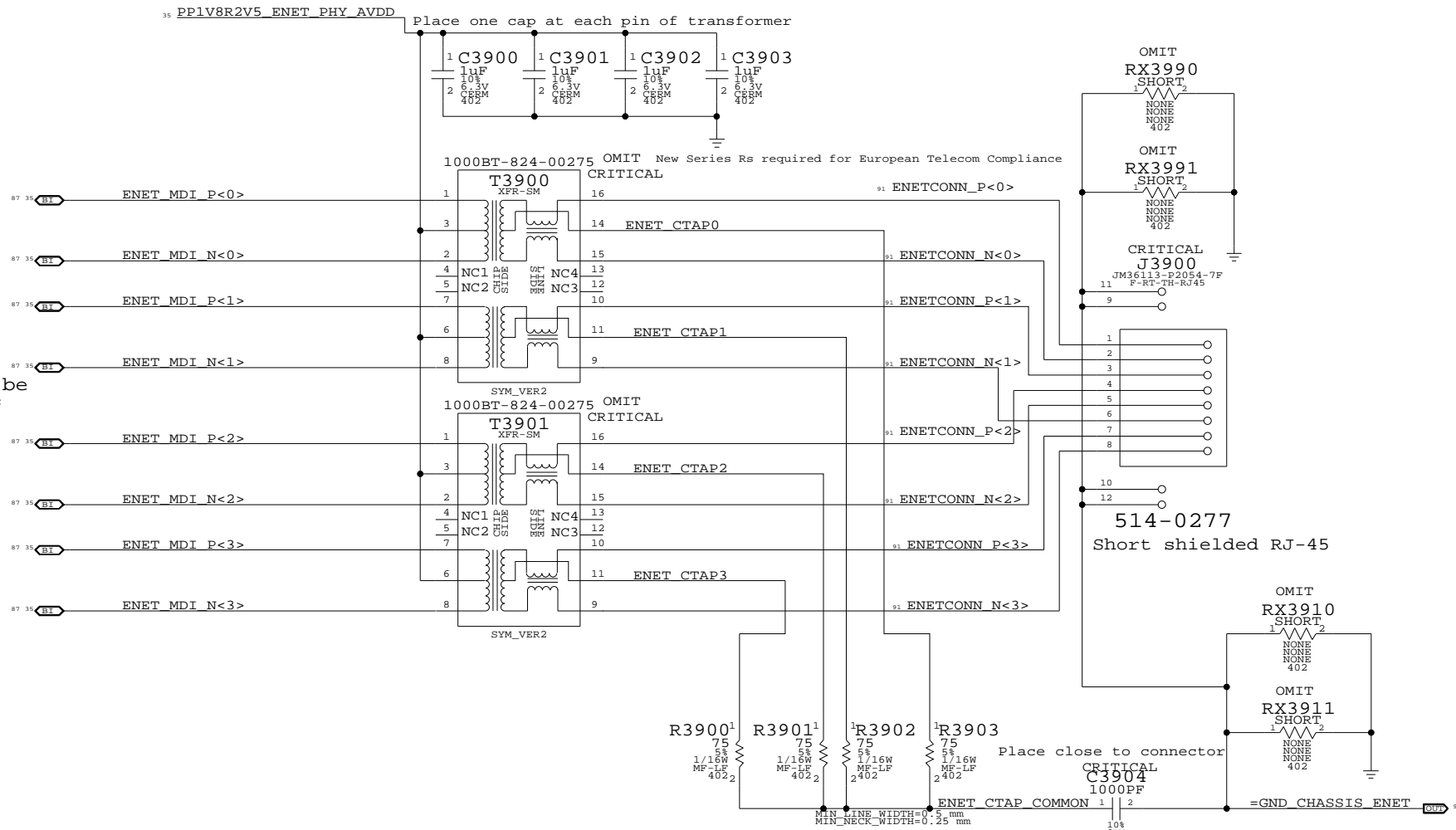
Page Notes

Power aliases required by this page:
 - =GND_CHASSIS_ENET

Signal aliases required by this page:
 (NONE)

BOM options provided by this page:
 (NONE)

Transformers should be mirrored on opposite sides of the board



PART#	QTY	DESCRIPTION	REFERENCE DESIGNATOR(S)	CRITICAL	BOM OPTION
15780030	2	XPR, ISO, HALP-PORT, 1000T, 16P, SMD, 2MM	T3900, T3901	CRITICAL	

Ethernet Connector
 SYNC_MASTER=M75_MLB SYNC_DATE=12/21/2006

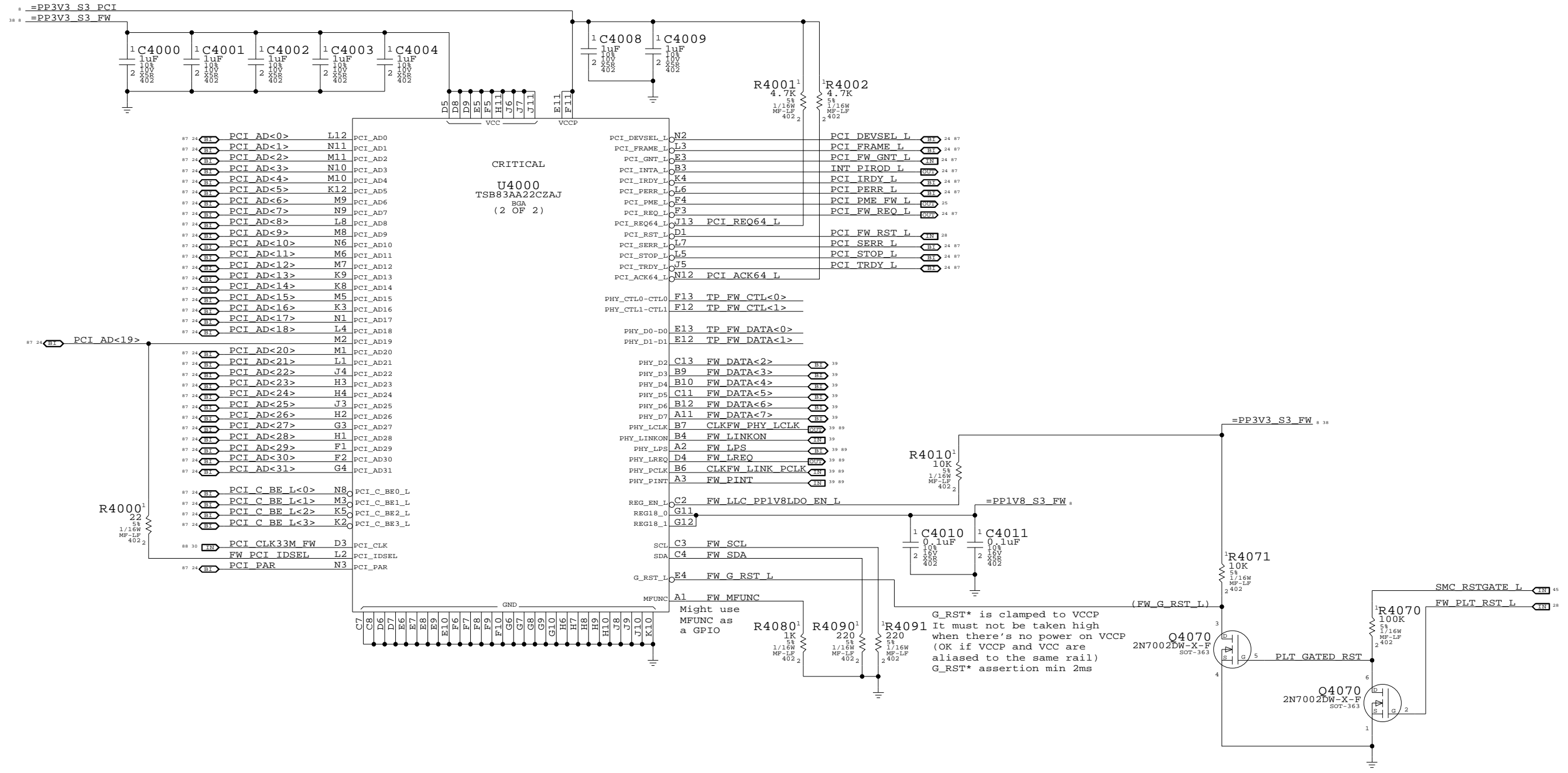
NOTICE OF PROPRIETARY PROPERTY

THE INFORMATION CONTAINED HEREIN IS THE PROPRIETARY PROPERTY OF APPLE COMPUTER, INC. THE POSSESSOR AGREES TO THE FOLLOWING

I TO MAINTAIN THE DOCUMENT IN CONFIDENCE
 II NOT TO REPRODUCE OR COPY IT
 III NOT TO REVEAL OR PUBLISH IN WHOLE OR PART

APPLE COMPUTER INC.

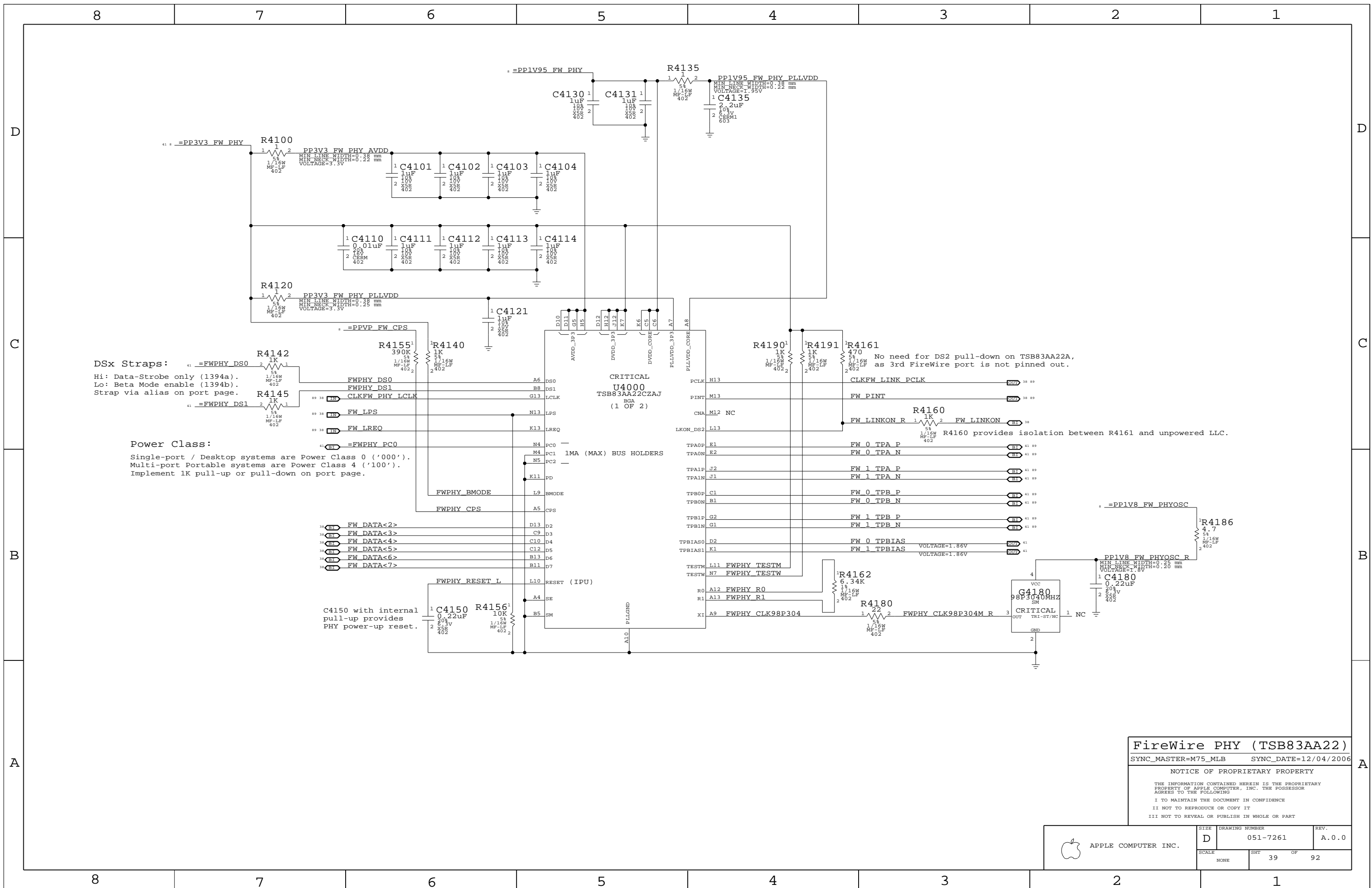
SIZE	DRAWING NUMBER	REV.
D	051-7261	A.0.0
SCALE	SHT	OF
NONE	37	92



FireWire Link (TSB83AA22)
 SYNC_MASTER=M75_MLB SYNC_DATE=12/04/2006

NOTICE OF PROPRIETARY PROPERTY
 THE INFORMATION CONTAINED HEREIN IS THE PROPRIETARY PROPERTY OF APPLE COMPUTER, INC. THE POSSESSOR AGREES TO THE FOLLOWING
 I TO MAINTAIN THE DOCUMENT IN CONFIDENCE
 II NOT TO REPRODUCE OR COPY IT
 III NOT TO REVEAL OR PUBLISH IN WHOLE OR PART

APPLE COMPUTER INC.	SIZE	DRAWING NUMBER	REV.
	D	051-7261	A.0.0
SCALE	SHT	OF	
NONE	38	92	



PP3V3 FW PHY

PP1V95 FW PHY

PPVP FW CPS

FWPHY_DS0

FWPHY_DS1

FWPHY_PC0

FWPHY_RESET_L

FWPHY_CPS

FWPHY_BMODE

FWPHY_CPS

FW_DATA<2>

FW_DATA<3>

FW_DATA<4>

FW_DATA<5>

FW_DATA<6>

FW_DATA<7>

FWPHY_RESET_L

FWPHY_CPS

FWPHY_BMODE

FWPHY_CPS

FWPHY_BMODE

FWPHY_CPS

FWPHY_BMODE

FWPHY_CPS

FWPHY_BMODE

FWPHY_CPS

FWPHY_BMODE

FWPHY_CPS

FWPHY_BMODE

FWPHY_CPS

DSx Straps:
Hi: Data-Strobe only (1394a).
Lo: Beta Mode enable (1394b).
Strap via alias on port page.

Power Class:
Single-port / Desktop systems are Power Class 0 ('000').
Multi-port Portable systems are Power Class 4 ('100').
Implement 1K pull-up or pull-down on port page.

C4150 with internal pull-up provides PHY power-up reset.

No need for DS2 pull-down on TSB83AA22A, as 3rd FireWire port is not pinned out.

R4160 provides isolation between R4161 and unpowered LLC.

FireWire PHY (TSB83AA22)
SYNC_MASTER=M75_MLB SYNC_DATE=12/04/2006

NOTICE OF PROPRIETARY PROPERTY
THE INFORMATION CONTAINED HEREIN IS THE PROPRIETARY PROPERTY OF APPLE COMPUTER, INC. THE POSSESSOR AGREES TO THE FOLLOWING
I TO MAINTAIN THE DOCUMENT IN CONFIDENCE
II NOT TO REPRODUCE OR COPY IT
III NOT TO REVEAL OR PUBLISH IN WHOLE OR PART

APPLE COMPUTER INC.	SIZE	DRAWING NUMBER	REV.
	D	051-7261	A.0.0
SCALE	SHT	OF	REV.
NONE	39	92	

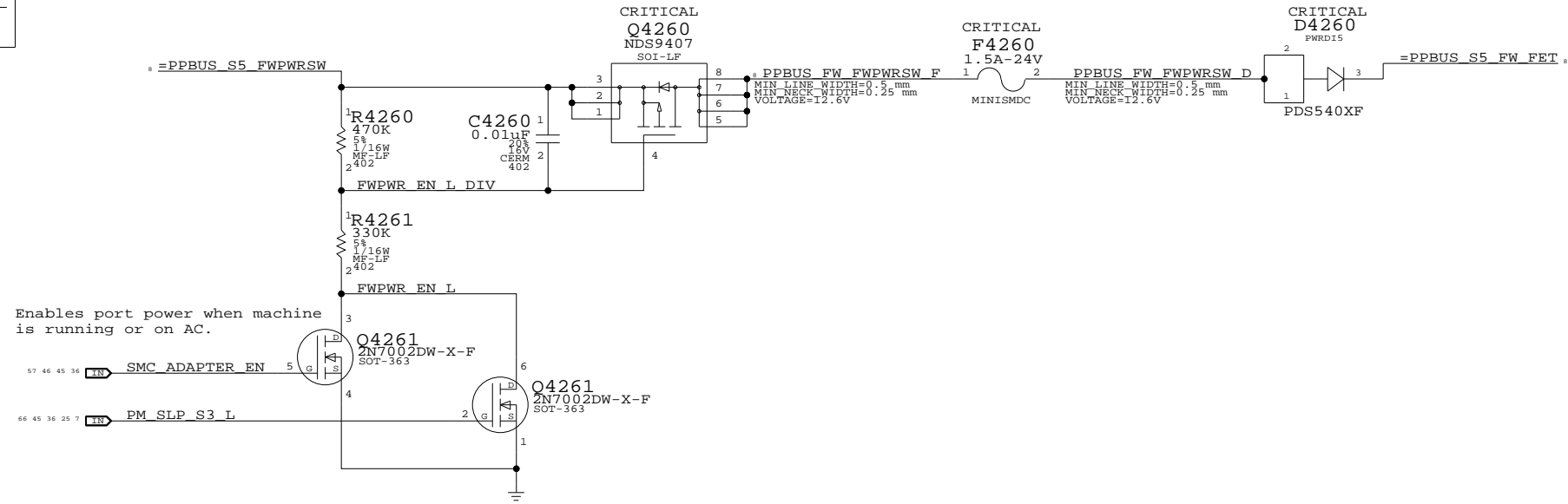
Page Notes

Power aliases required by this page:
 - =PPBUS_S5_FWPWSW (system supply for bus power)
 - =PP3V3_FW_LATEVG_ACTIVE
 - =PPVP_FW_SUMNODE (power passthru summation node)

Signal aliases required by this page:
 (NONE)

BOM options provided by this page:
 - FW_PORT_FAULT_PU

FireWire Port Power Switch

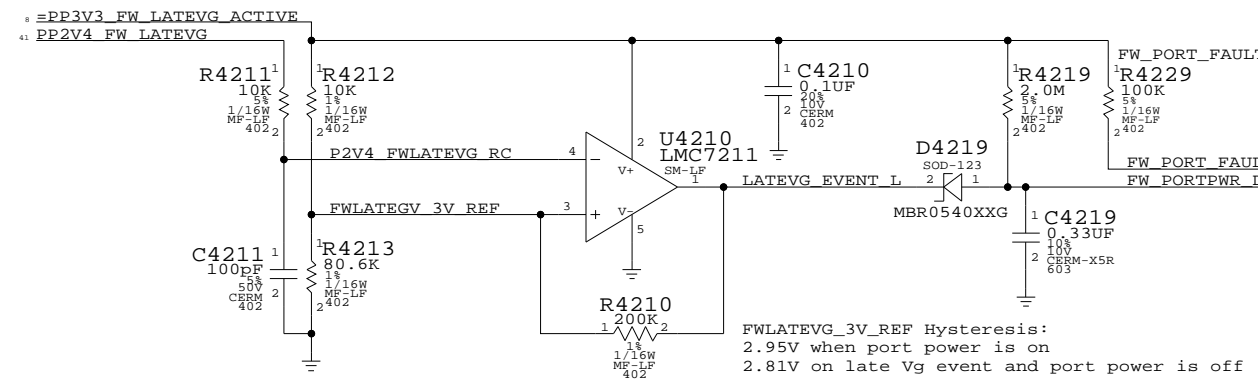


Enables port power when machine is running or on AC.

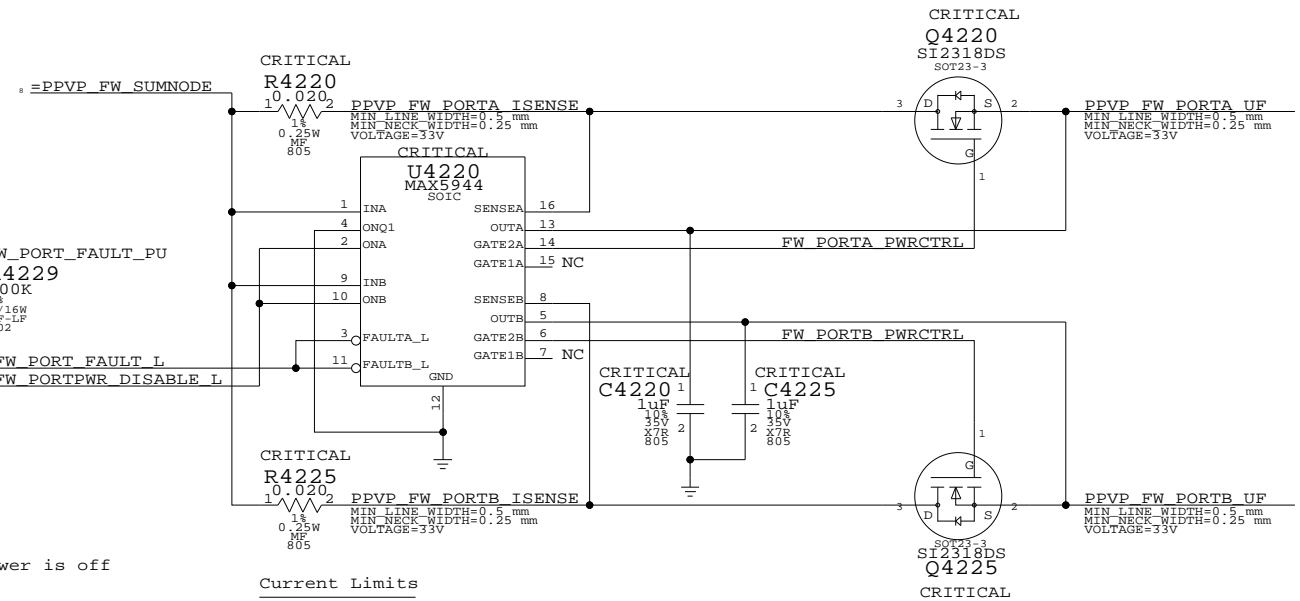
Current Limit/Active Late-VG Protection

R4220 & R4225 PADS SHOULD BE ROUTED DIRECTLY TO MAX5944 SENSEA & SENSEB PINS RESPECTIVELY. SENSEA & SENSEB PINS SHOULD NOT BE PART OF THE MAIN CURRENT PATH

Late-VG Event Detection



FWLATEGV_3V_REF Hysteresis:
 2.95V when port power is on
 2.81V on late Vg event and port power is off



Current Limits
 0.020 ohm => 2.4A
 0.025 ohm => 2A
 0.030 ohm => 1.66A (Ideal)
 0.033 ohm => 1.5A

MAX5944 current limiter trips if integrator (counter) reaches 16. A new sample (taken every 125 us) is weighted as +1 if over the limit (at any point during the period) and -1/128 if under the limit. As a result, the device tends to trip easily on devices that produce periodic current spikes. Current limit has been set higher to compensate.

FireWire Port Power

SYNC_MASTER=M75_MLB SYNC_DATE=03/07/2007

NOTICE OF PROPRIETARY PROPERTY

THE INFORMATION CONTAINED HEREIN IS THE PROPRIETARY PROPERTY OF APPLE COMPUTER, INC. THE POSSESSOR AGREES TO THE FOLLOWING
 I TO MAINTAIN THE DOCUMENT IN CONFIDENCE
 II NOT TO REPRODUCE OR COPY IT
 III NOT TO REVEAL OR PUBLISH IN WHOLE OR PART

APPLE COMPUTER INC.	SIZE	DRAWING NUMBER	REV.
	D	051-7261	A.0.0
SCALE	SHT	OF	REV.
NONE	40	92	

Page Notes

Power aliases required by this page:
 - =PPVP_FW_PORT0
 - =PPVP_FW_PORT1
 - =PP3V3_FW_LATEVG
 - =GND_CHASSIS_FW_PORT0L
 - =GND_CHASSIS_FW_PORT0U
 - =GND_CHASSIS_FW_PORT1
 - =GND_CHASSIS_FW_EMI_R

Signal aliases required by this page:
 (NONE)

NOTE: This page is expected to contain the necessary aliases to map the FireWire TPA/TPB pairs to their appropriate connectors and/or to properly terminate unused signals.

BOM options provided by this page:
 (NONE)

NOTE: FireWire TPA/TPB pairs are NOT constrained on this page. It is assumed that FireWire PHY page will provide the appropriate constraints to apply to entire TPA/TPB XNets.

1394b implementation based on Apple FireWire Design Guide (FWDG 0.6, 5/14/03)

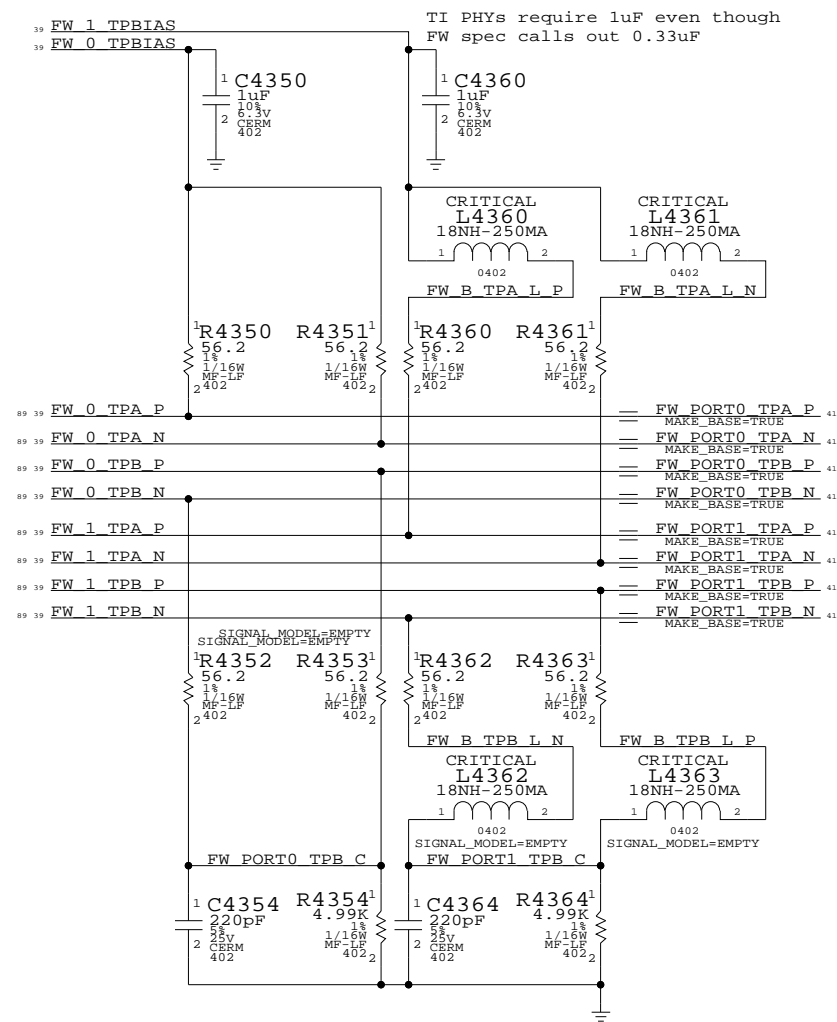
FireWire PHY Config Straps

Configures PHY for:

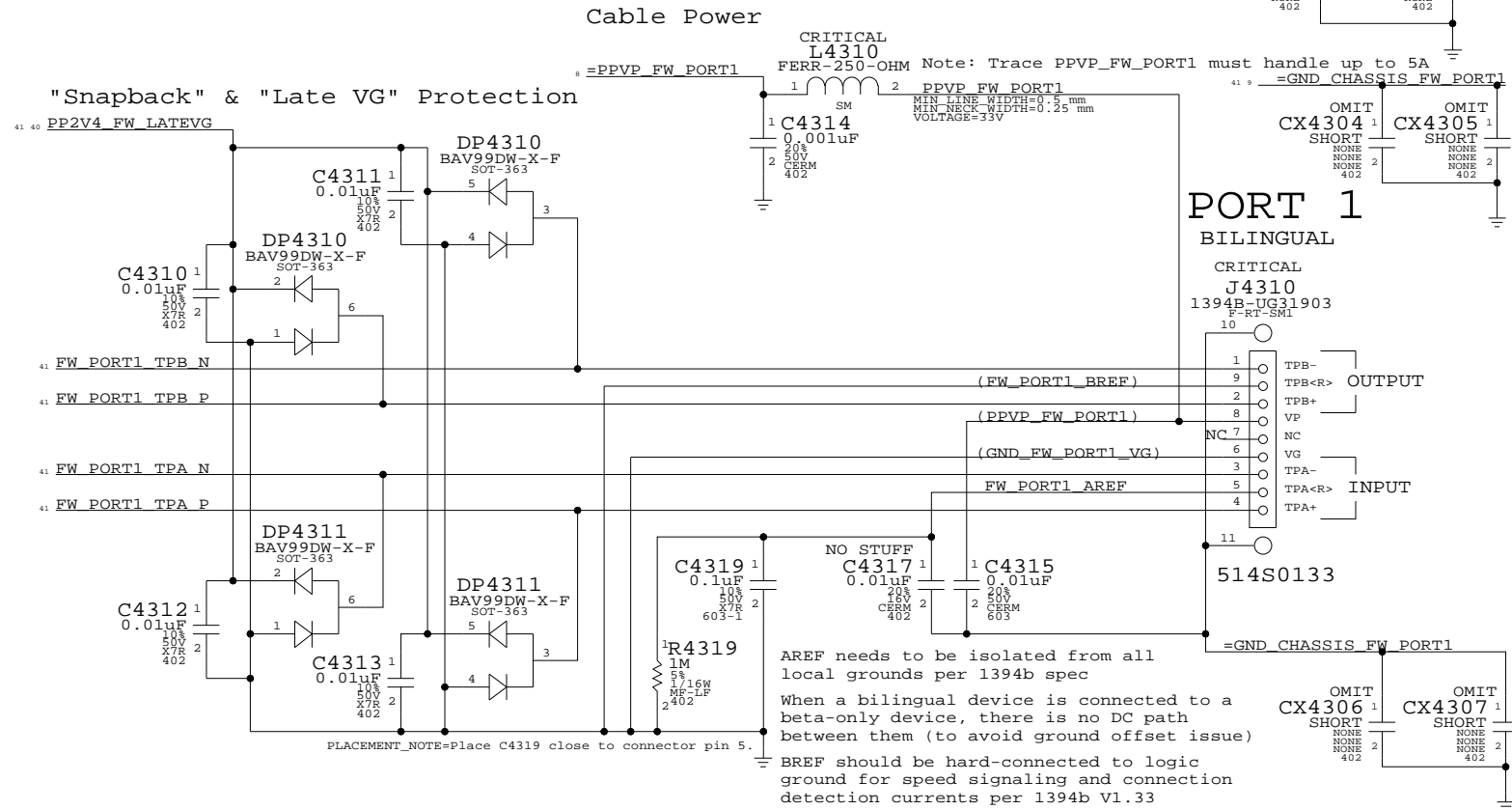
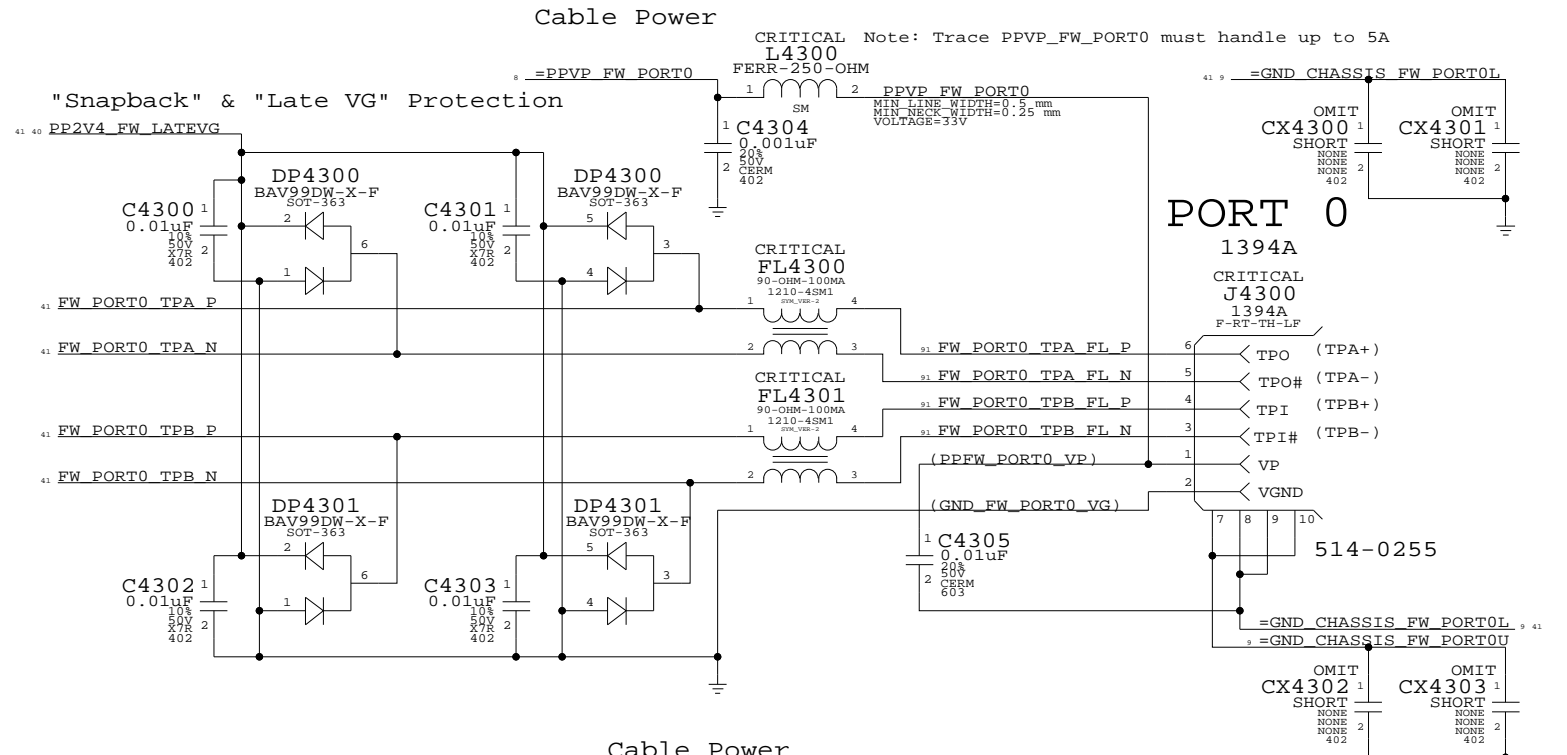
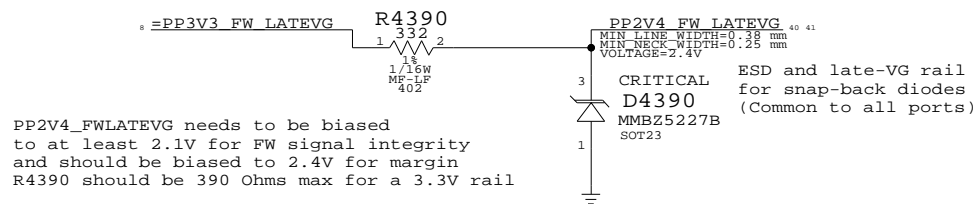
- 2-port Portable Power Class (4) =FWPHY_PC0
- Port "0" Data-Strobe only (1394A) =FWPHY_DS0
- Port "1" Bilingual (1394B) =FWPHY_DS1

Termination

Place close to FireWire PHY



Late-VG Protection Power



FireWire Ports

SYNC_MASTER=M75_MLB SYNC_DATE=12/04/2006

NOTICE OF PROPRIETARY PROPERTY

THE INFORMATION CONTAINED HEREIN IS THE PROPRIETARY PROPERTY OF APPLE COMPUTER, INC. THE POSSESSOR AGREES TO THE FOLLOWING

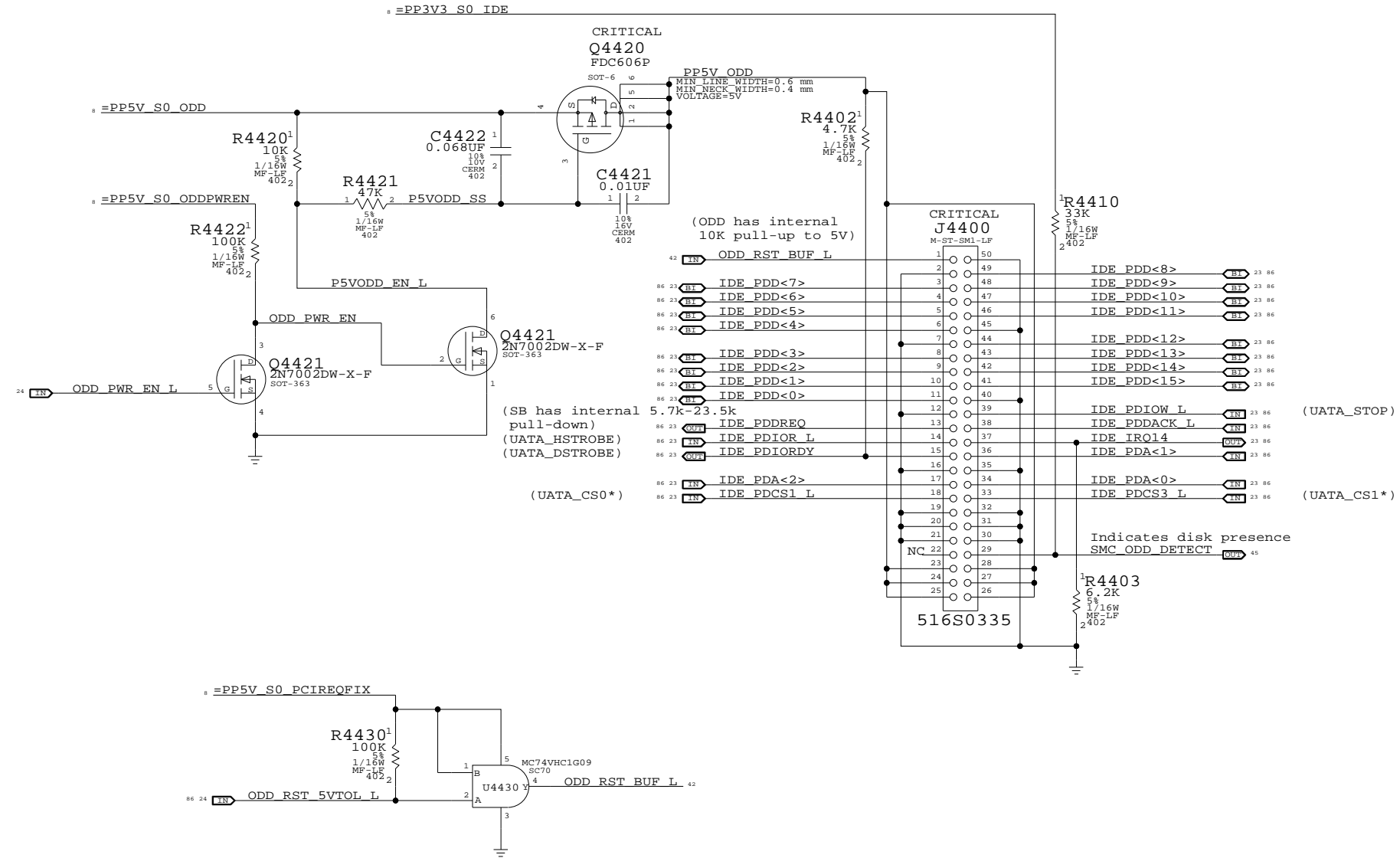
I TO MAINTAIN THE DOCUMENT IN CONFIDENCE

II NOT TO REPRODUCE OR COPY IT

III NOT TO REVEAL OR PUBLISH IN WHOLE OR PART

APPLE COMPUTER INC.	SIZE	DRAWING NUMBER	REV.
	D	051-7261	A.0.0
SCALE	SHT	OF	REV.
NONE	41	92	

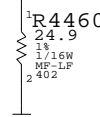
IDE (ODD) Connector



Unused SATA Ports

- 86 23 SATA B R2D C P == TP SATA B R2DP
MAKE_BASE=TRUE
- 86 23 SATA B R2D C N == TP SATA B R2DN
MAKE_BASE=TRUE
- 86 23 SATA B D2R P == TP SATA B D2RP
MAKE_BASE=TRUE
- 86 23 SATA B D2R N == TP SATA B D2RN
MAKE_BASE=TRUE
- 86 23 SATA C R2D C P == TP SATA C R2DP
MAKE_BASE=TRUE
- 86 23 SATA C R2D C N == TP SATA C R2DN
MAKE_BASE=TRUE
- 86 23 SATA C D2R P == TP SATA C D2RP
MAKE_BASE=TRUE
- 86 23 SATA C D2R N == TP SATA C D2RN
MAKE_BASE=TRUE
- 23 SATA RBIAS P == *SATA RBIAS
MAKE_BASE=TRUE
- 23 SATA RBIAS N == *SATA RBIAS
MAKE_BASE=TRUE

Placement note
Place within 12.7mm
from ball of SB



PATA Connector

SYNC_MASTER=M75_MLB SYNC_DATE=12/07/2006

NOTICE OF PROPRIETARY PROPERTY

THE INFORMATION CONTAINED HEREIN IS THE PROPRIETARY PROPERTY OF APPLE COMPUTER, INC. THE POSSESSOR AGREES TO THE FOLLOWING

I TO MAINTAIN THE DOCUMENT IN CONFIDENCE

II NOT TO REPRODUCE OR COPY IT

III NOT TO REVEAL OR PUBLISH IN WHOLE OR PART

APPLE COMPUTER INC.	SIZE	DRAWING NUMBER	REV.
	D	051-7261	A.0.0
SCALE	SHT	OF	REV.
NONE	42	92	

8 7 6 5 4 3 2 1

D

D

C

C

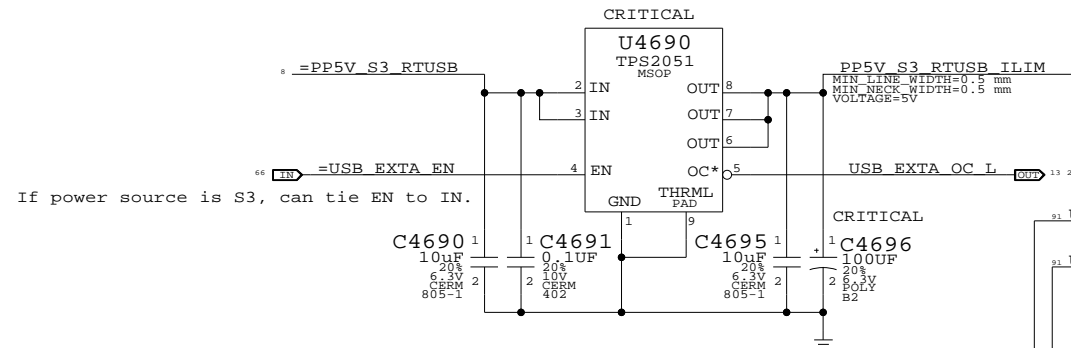
B

B

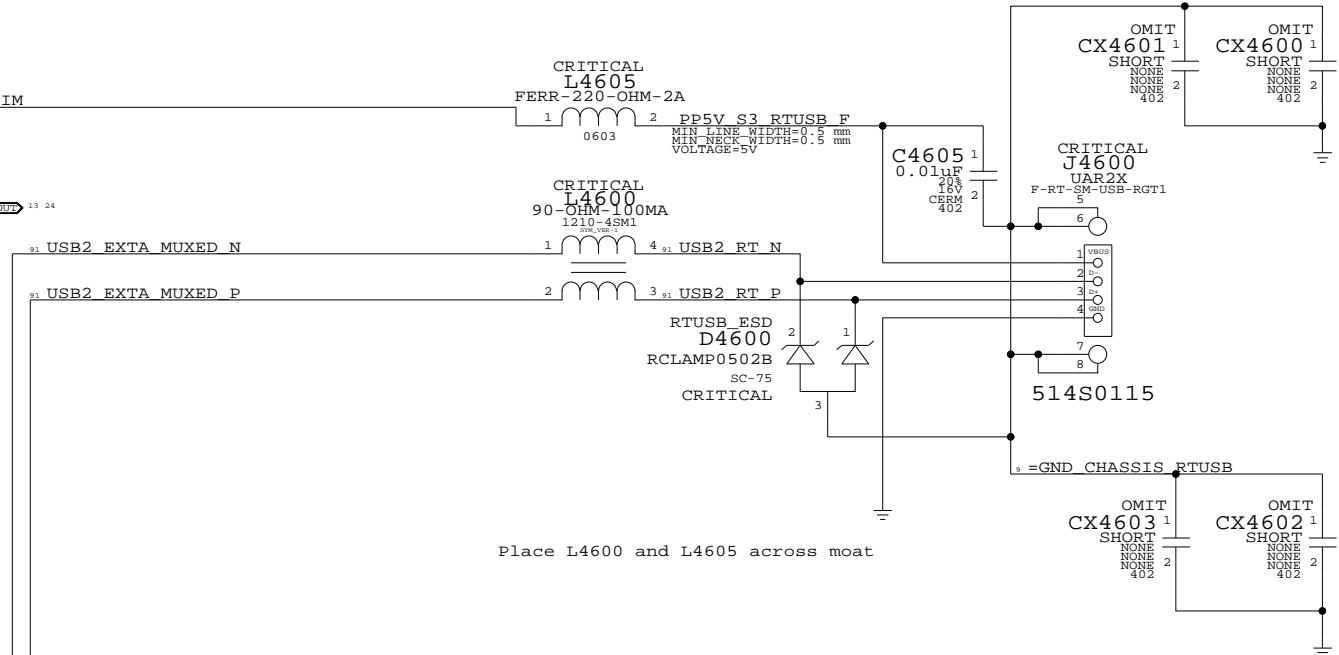
A

A

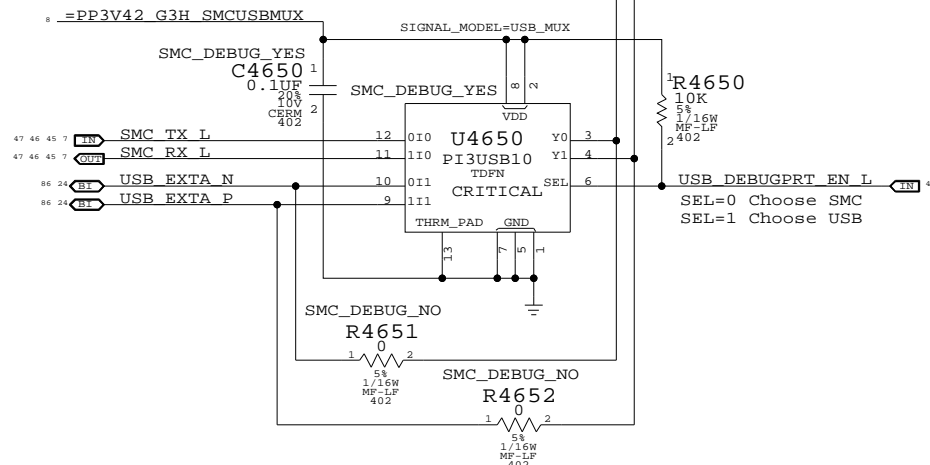
Port Power Switch



Right USB Port



USB/SMC Debug Mux



External USB Connector

SYNC_MASTER=M75_MLB SYNC_DATE=12/04/2006

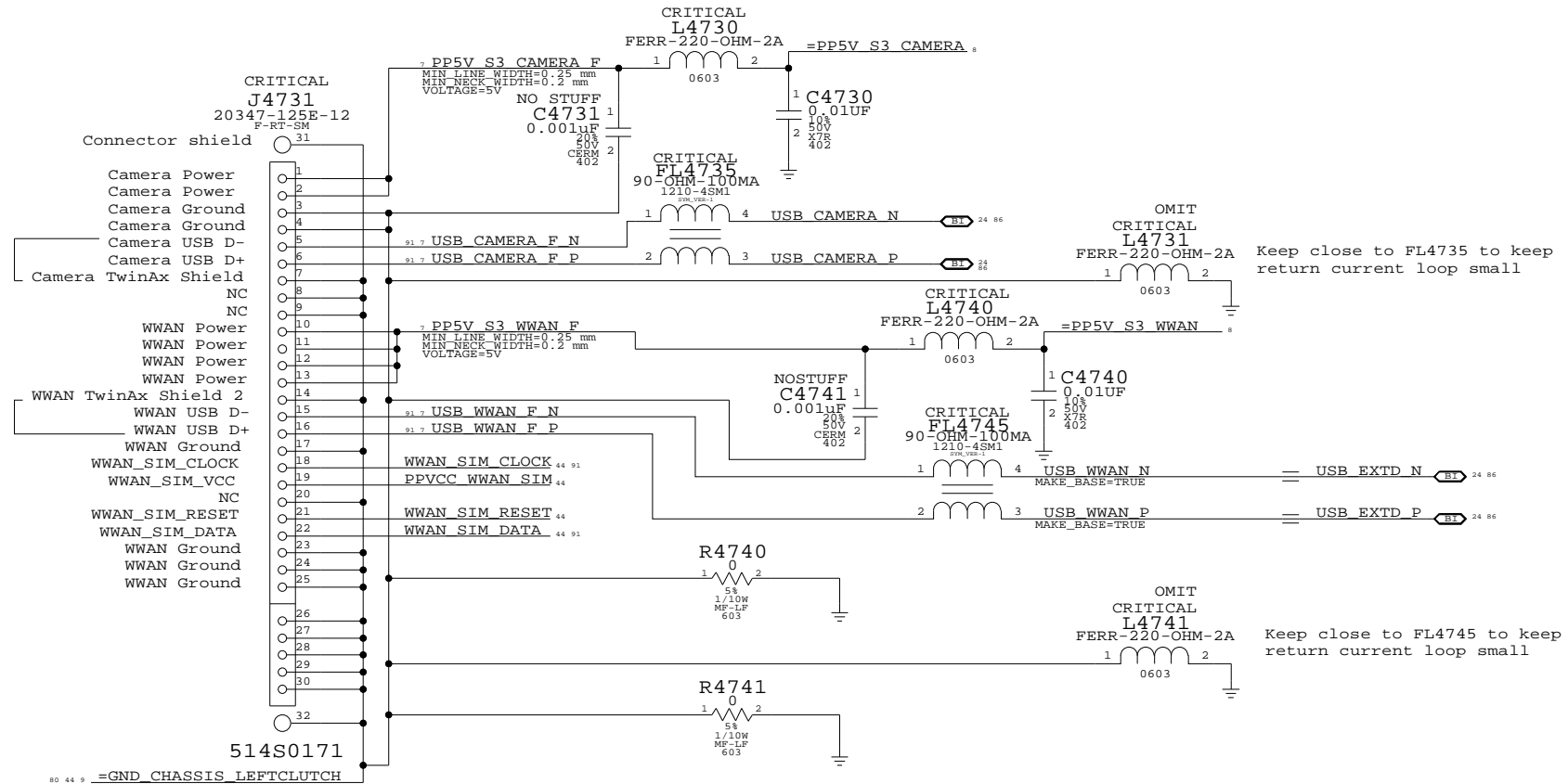
NOTICE OF PROPRIETARY PROPERTY

THE INFORMATION CONTAINED HEREIN IS THE PROPRIETARY PROPERTY OF APPLE COMPUTER, INC. THE POSSESSOR AGREES TO THE FOLLOWING:
 I TO MAINTAIN THE DOCUMENT IN CONFIDENCE
 II NOT TO REPRODUCE OR COPY IT
 III NOT TO REVEAL OR PUBLISH IN WHOLE OR PART

APPLE COMPUTER INC.	SIZE	DRAWING NUMBER	REV.
	D	051-7261	A.0.0
SCALE	SHT		OF
NONE	43		92

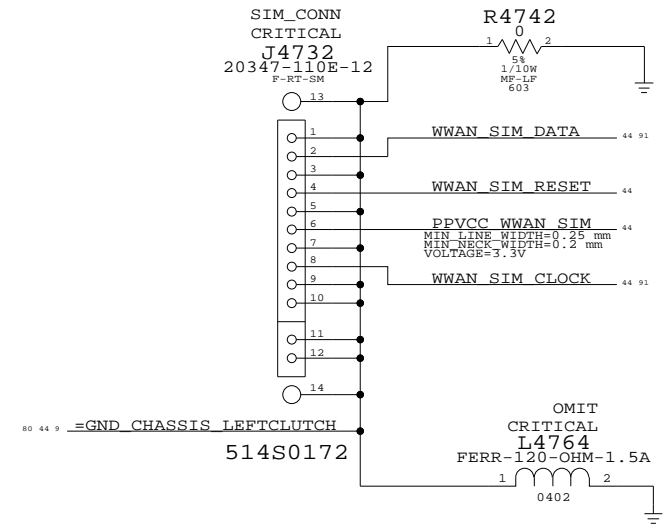
8 7 6 5 4 3 2 1

Left Clutch Barrel Interconnect



PART#	QTY	DESCRIPTION	REFERENCE DESIGNATOR(S)	CRITICAL	BOM OPTION
113S0022	2	RES, MF, 1/10W, 00HM, 5, 0603, SM, LF	L4731, L4741	CRITICAL	
116S0004	1	RES, MF, 1/16W, 00HM, 5, 0402, SM, LF	L4764	CRITICAL	

SIM Interconnect



Left Clutch Barrel Interconnect
 SYNC_MASTER=M75_MLB SYNC_DATE=12/21/2006

NOTICE OF PROPRIETARY PROPERTY
 THE INFORMATION CONTAINED HEREIN IS THE PROPRIETARY PROPERTY OF APPLE COMPUTER, INC. THE POSSESSOR AGREES TO THE FOLLOWING
 I TO MAINTAIN THE DOCUMENT IN CONFIDENCE
 II NOT TO REPRODUCE OR COPY IT
 III NOT TO REVEAL OR PUBLISH IN WHOLE OR PART

APPLE COMPUTER INC.	SIZE	DRAWING NUMBER	REV.
	D	051-7261	A.0.0
SCALE	SHT	OF	
NONE	44	92	

NOTE: Unused pins have "SMC_Pxx" names. Unused pins designed as outputs can be left floating, those designated as inputs require pull-ups.

D

C

B

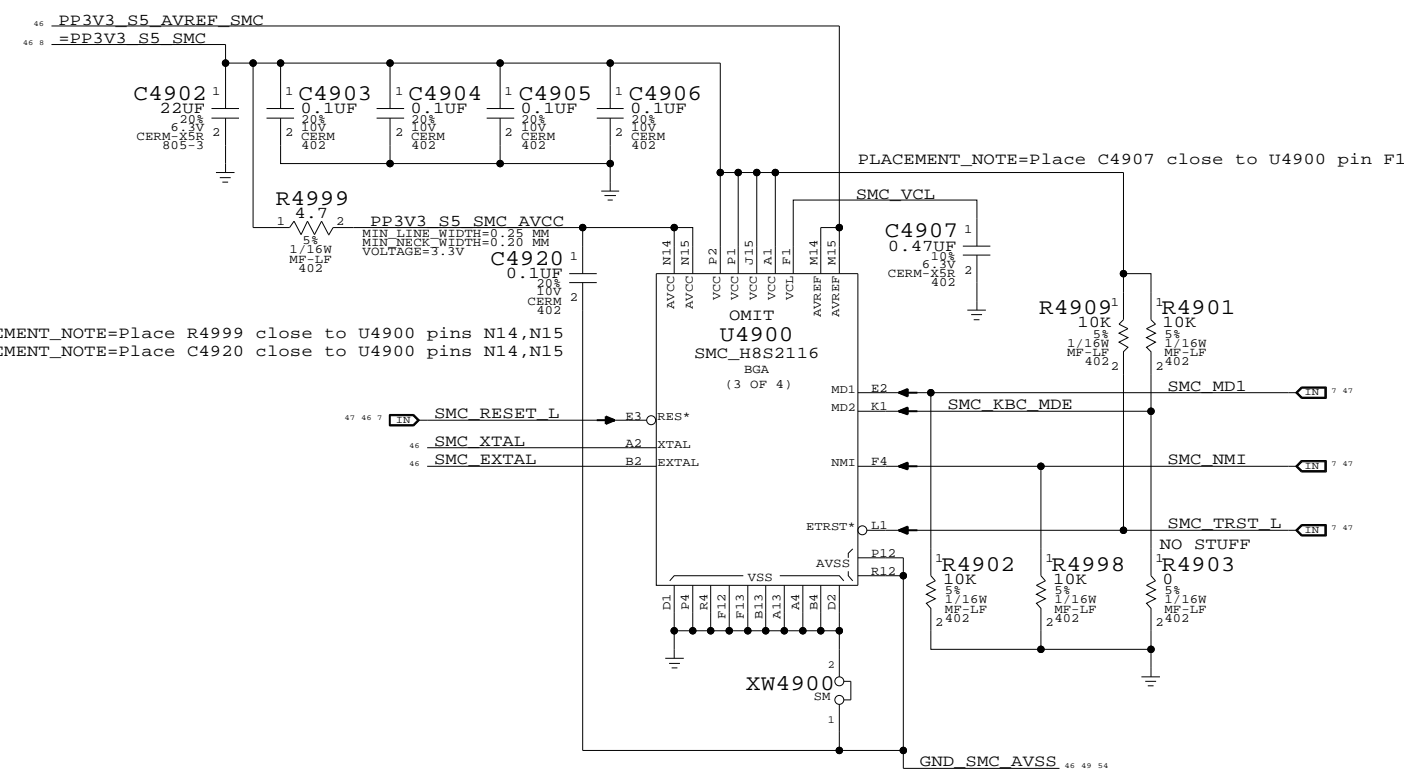
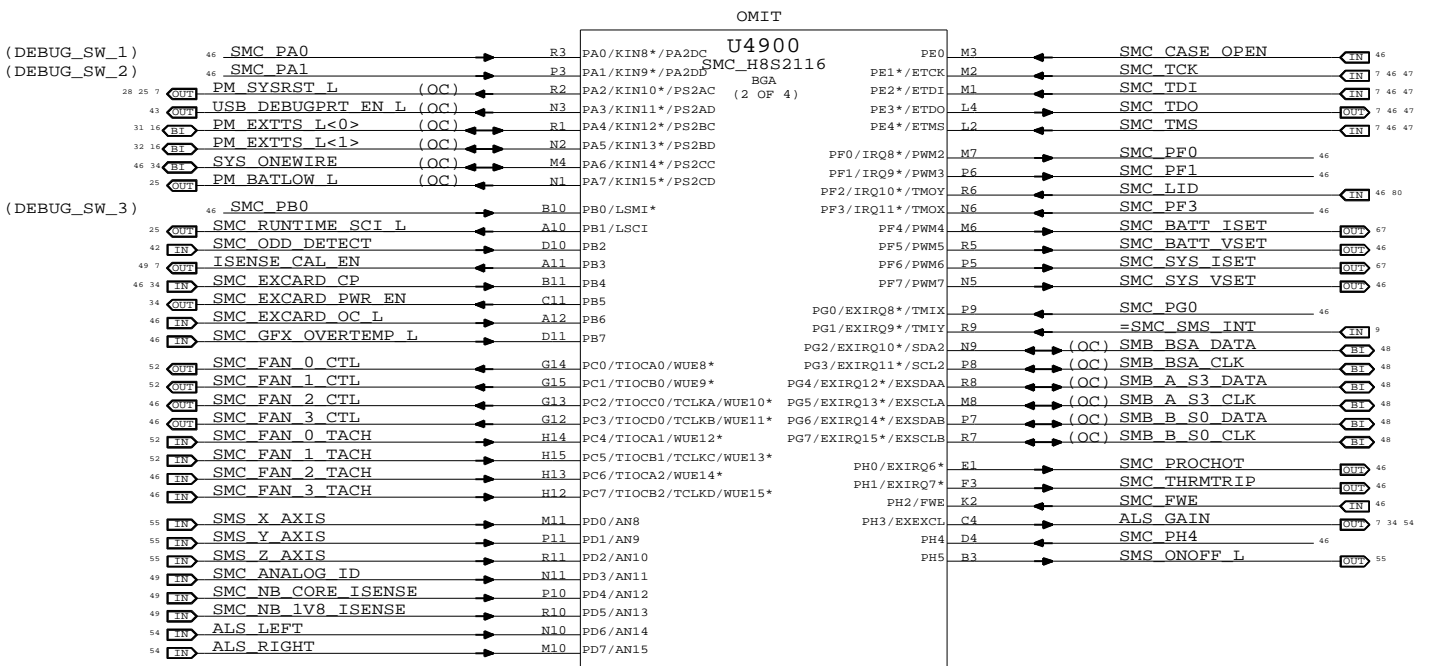

A

D

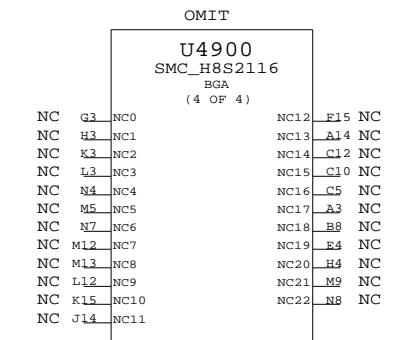
C

B

A

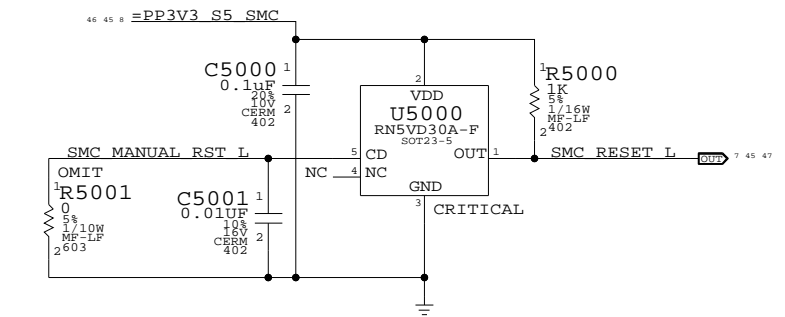


NOTE: SMS Interrupt can be active high or low, rename net accordingly. If SMS interrupt is not used, pull up to SMC rail.

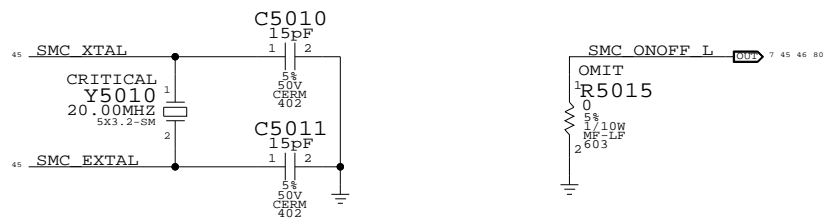


SMC
 SYNC_MASTER=T9_NOME SYNC_DATE=12/21/2006
 NOTICE OF PROPRIETARY PROPERTY
 THE INFORMATION CONTAINED HEREIN IS THE PROPRIETARY PROPERTY OF APPLE COMPUTER, INC. THE POSSESSOR AGREES TO THE FOLLOWING
 I TO MAINTAIN THE DOCUMENT IN CONFIDENCE
 II NOT TO REPRODUCE OR COPY IT
 III NOT TO REVEAL OR PUBLISH IN WHOLE OR PART

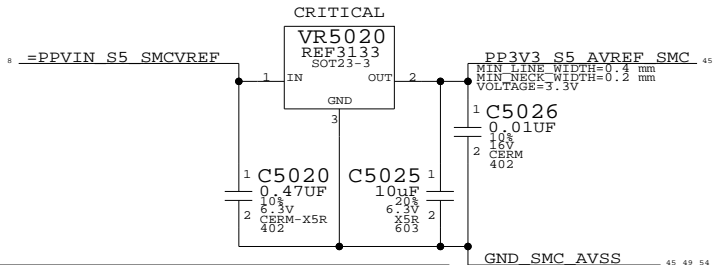
SMC Reset "Button" / Brownout Detect



SMC Crystal Circuit Debug Power "Button"

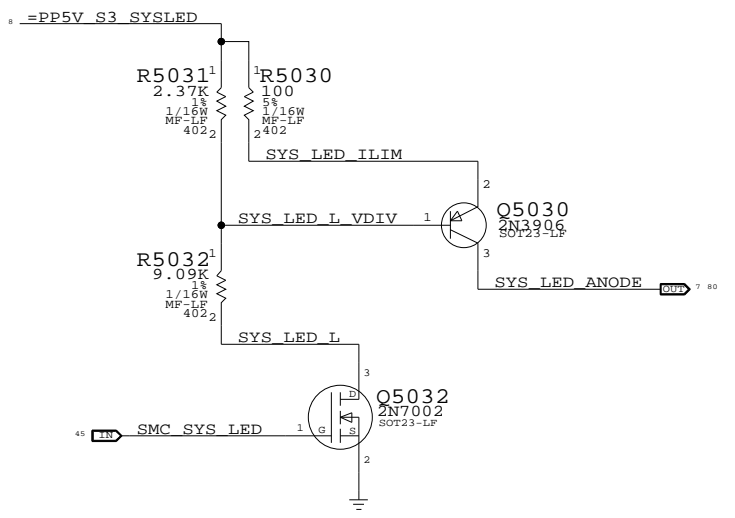


SMC AVREF Supply



PART NUMBER	ALTERNATE FOR PART NUMBER	BOM OPTION	REF DES	COMMENTS:
35381381	35381278		ALL	Interail ISL60002-33

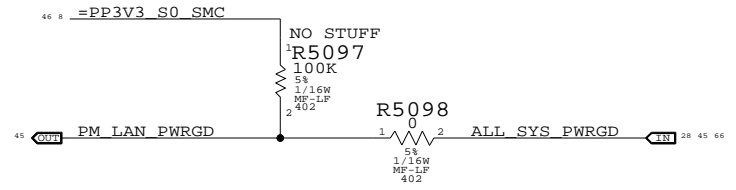
System (Sleep) LED Circuit



- SMC FAN 2 CTL == TP_SMC_FAN_2_CTL
- SMC FAN 2 TACH == TP_SMC_FAN_2_TACH
- SMC FAN 3 CTL == TP_SMC_FAN_3_CTL
- SMC FAN 3 TACH == TP_SMC_FAN_3_TACH
- SMC GFX OVERTEMP L == TP_SMC_GFX_OVERTEMP_L
- SMC GFX THROTTLE L == TP_SMC_GFX_THROTTLE_L
- SMC BATT VSET == TP_SMC_BATT_VSET
- SMC SYS VSET == TP_SMC_SYS_VSET
- SMC_P14 == TP_SMC_P14
- SMC_P20 == TP_SMC_P20
- SMC_P21 == TP_SMC_P21
- SMC_P22 == TP_SMC_P22
- SMC_P23 == TP_SMC_P23
- SMC_P26 == TP_SMC_P26
- SMC_P27 == TP_SMC_P27
- SMC_P43 == TP_SMC_P43
- SMC_P44 == TP_SMC_P44
- SMC_P46 == TP_SMC_P46
- SMC_P62 == TP_SMC_P62
- SMC_P63 == TP_SMC_P63
- SMC_P64 == TP_SMC_P64
- SMC_P81 == TP_SMC_P81
- SMC_PF0 == TP_SMC_PF0
- SMC_PF1 == TP_SMC_PF1

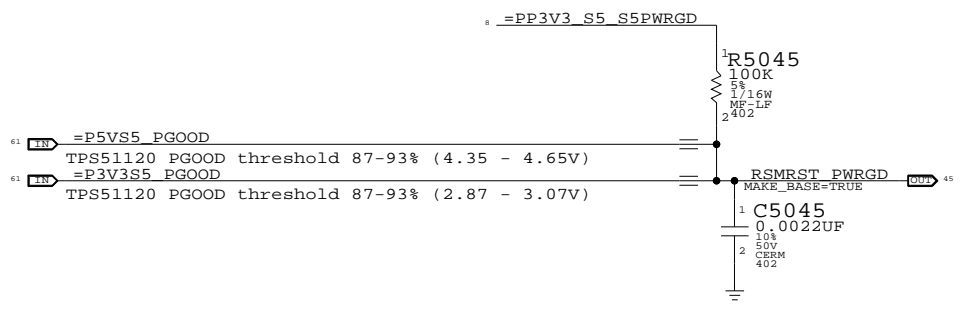
- SMC_EXCARD_OC_L == EXCARD_OC_L
- SMC_SUS_CLK == SUS_CLK_SB
- SMC_P45 == SMC_ENRGYSTR_LDO_EN

LAN PWRGD Circuit

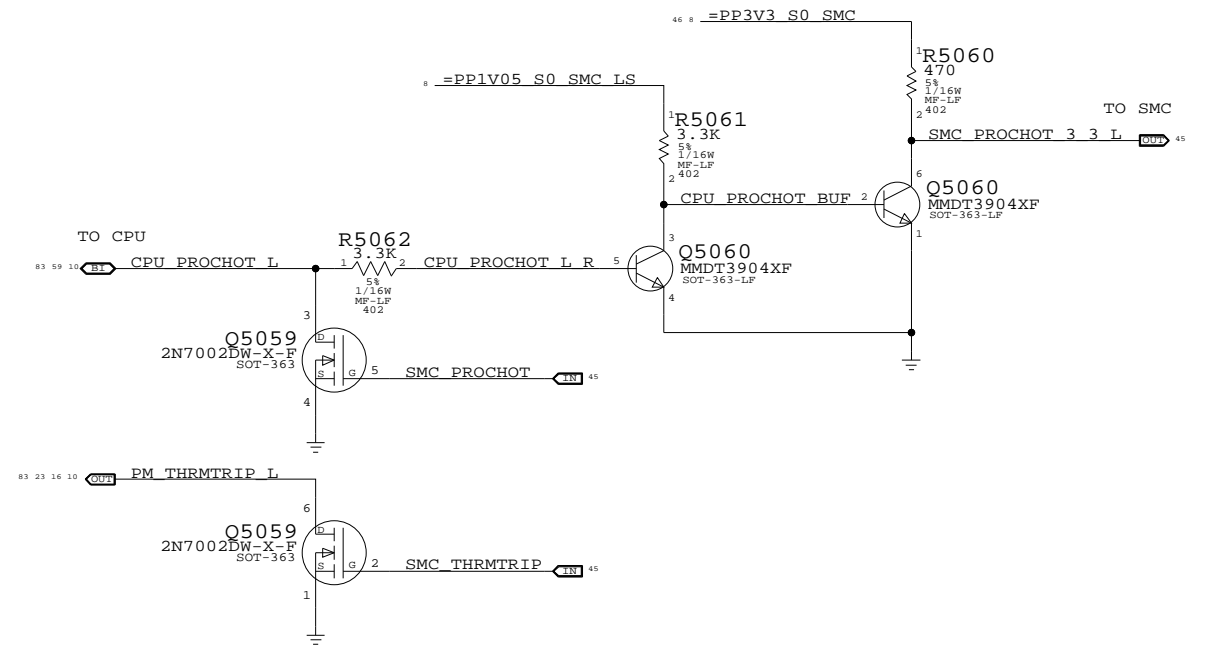


S5 Rail PWRGD Circuit

Reports when 5V S5 and 3.3V S5 are in regulation



SMC FSB to 3.3V Level Shifting

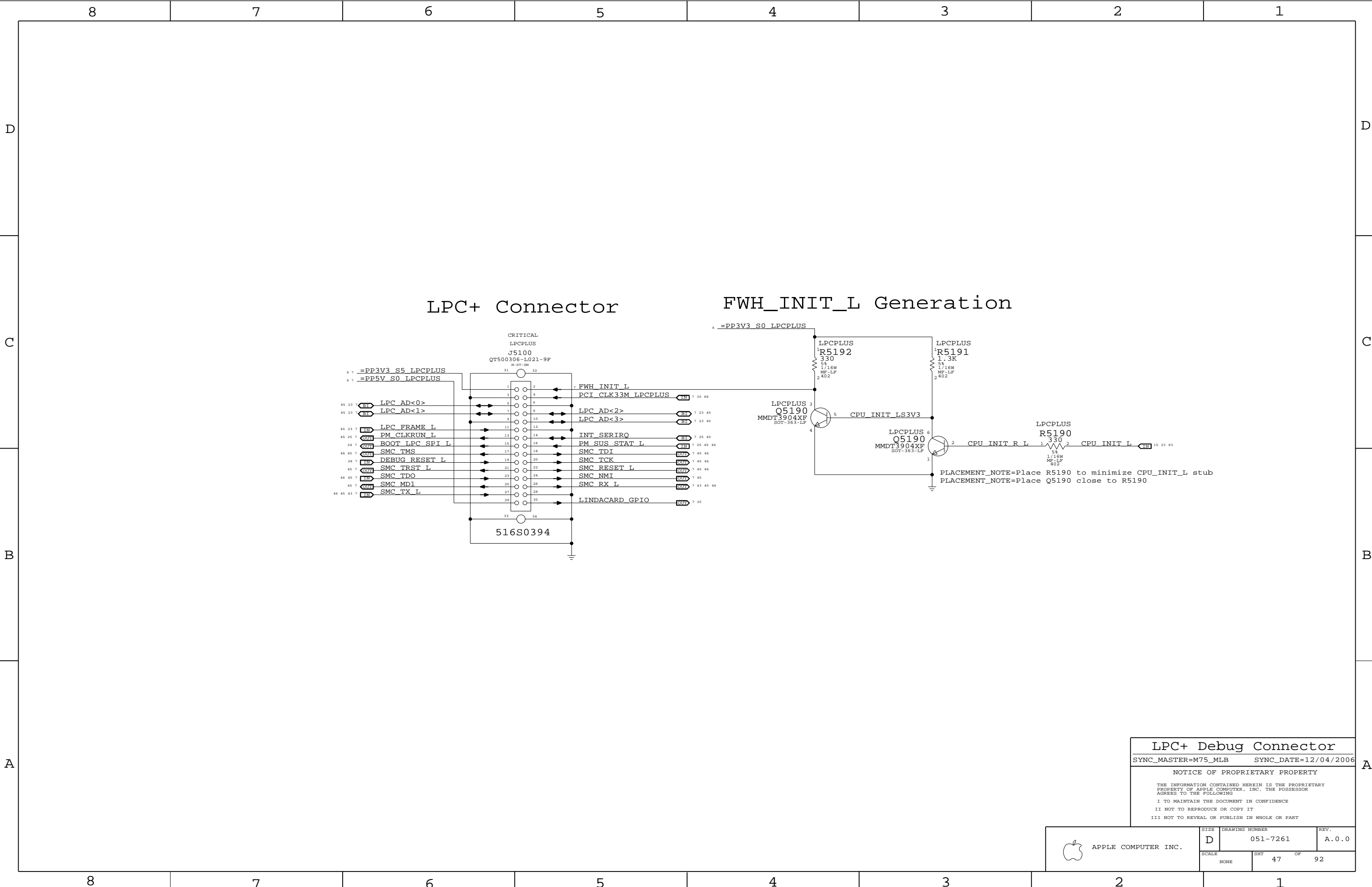


- SMC_PA0 == R5091 100K
- SMC_PA1 == R5092 100K
- SMC_PB0 == R5093 100K
- SMC_ONOFF_L == R5070 10K
- SMC_LID == R5071 100K
- SMC_FWE == R5072 10K
- SMC_TX_L == R5073 10K
- SMC_RX_L == R5074 100K
- SMC_BS_ALRT_L == R5076 100K
- SMC_TMS == R5077 10K
- SMC_TDO == R5078 10K
- SMC_TDI == R5079 10K
- SMC_TCK == R5080 10K
- SMC_P67 == R5094 10K
- SMC_PF3 == R5081 10K
- SMC_PGO == R5096 10K
- SMC_PH4 == R5082 10K
- SMC_BATT_TRICKLE_EN_L == R5083 10K
- SMC_BATT_CHG_EN == R5084 10K
- SMC_ADAPTER_EN == R5085 10K
- SMC_CASE_OPEN == R5086 10K
- SMC_BC_ACOK == R5087 470K
- SMC_EXCARD_CP == R5088 10K
- PM_SUS_STAT_L == R5089 100K
- PM_SLP_S5_L == R5090 100K

SMC Support
SYNC_MASTER=M75_MLB SYNC_DATE=04/25/2007

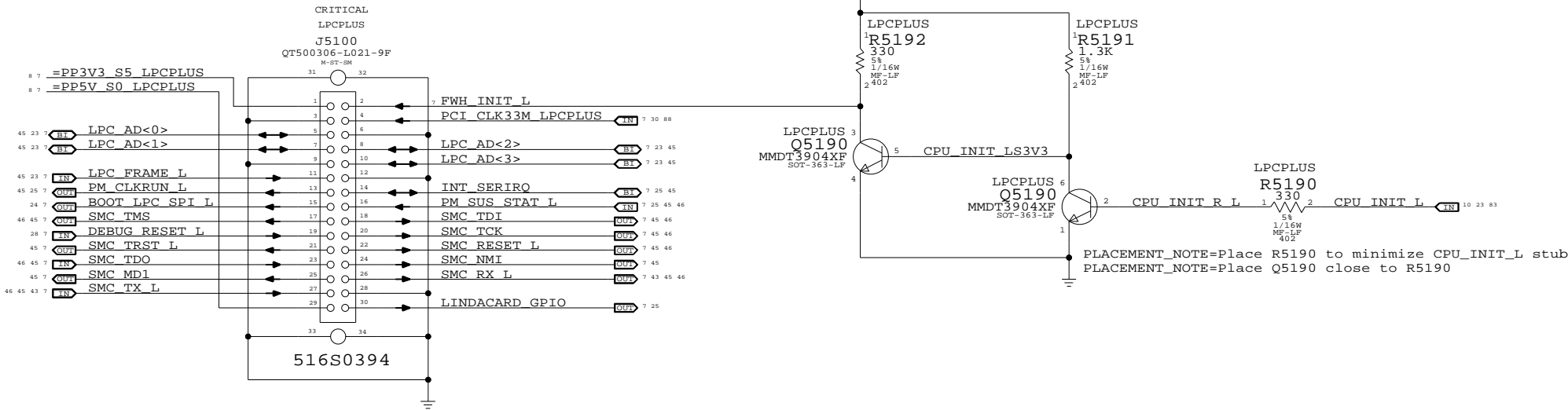
NOTICE OF PROPRIETARY PROPERTY
THE INFORMATION CONTAINED HEREIN IS THE PROPRIETARY PROPERTY OF APPLE COMPUTER, INC. THE POSSESSOR AGREES TO THE FOLLOWING:
I TO MAINTAIN THE DOCUMENT IN CONFIDENCE
II NOT TO REPRODUCE OR COPY IT
III NOT TO REVEAL OR PUBLISH IN WHOLE OR PART

APPLE COMPUTER INC.	SIZE	DRAWING NUMBER	REV.
	D	051-7261	A.0.0
SCALE	SHT	OF	
NONE	46	92	



LPC+ Connector

FWH_INIT_L Generation



LPC+ Debug Connector

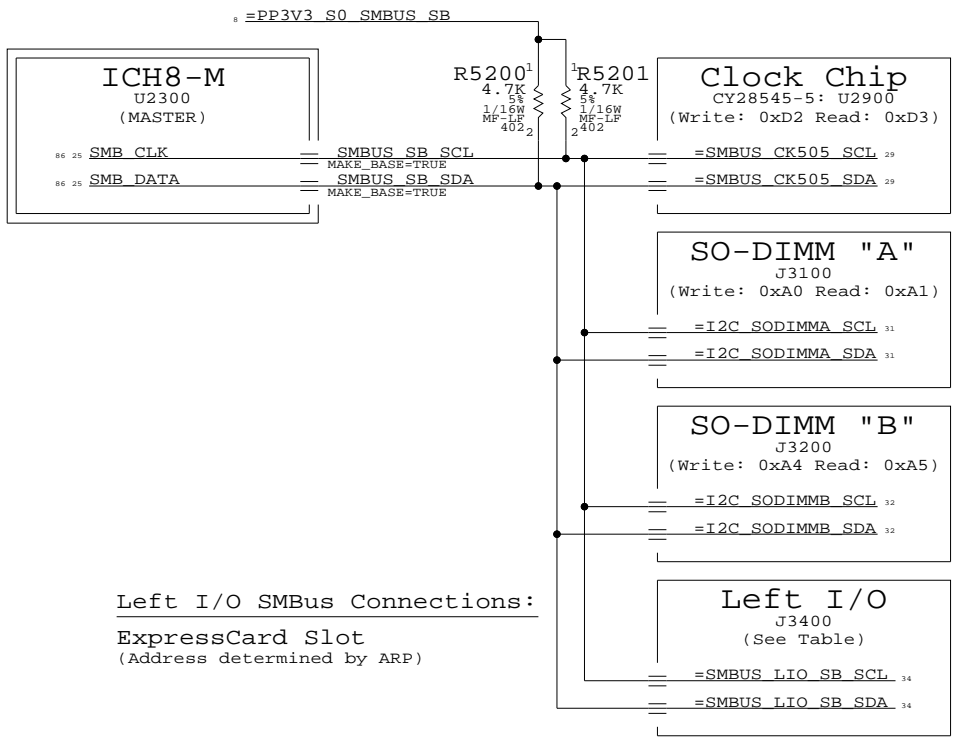
SYNC_MASTER=M75_MLB SYNC_DATE=12/04/2006

NOTICE OF PROPRIETARY PROPERTY

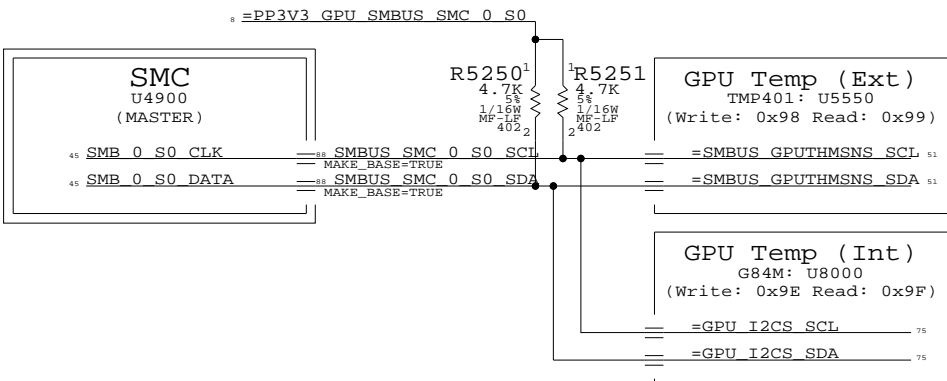
THE INFORMATION CONTAINED HEREIN IS THE PROPRIETARY PROPERTY OF APPLE COMPUTER, INC. THE POSSESSOR AGREES TO THE FOLLOWING
I TO MAINTAIN THE DOCUMENT IN CONFIDENCE
II NOT TO REPRODUCE OR COPY IT
III NOT TO REVEAL OR PUBLISH IN WHOLE OR PART

APPLE COMPUTER INC.	SIZE	DRAWING NUMBER	REV.
	D	051-7261	A.0.0
SCALE	SHT		OF
NONE	47		92

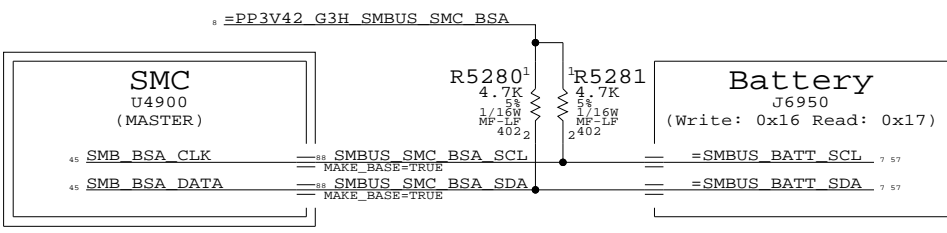
ICH8-M SMBus Connections



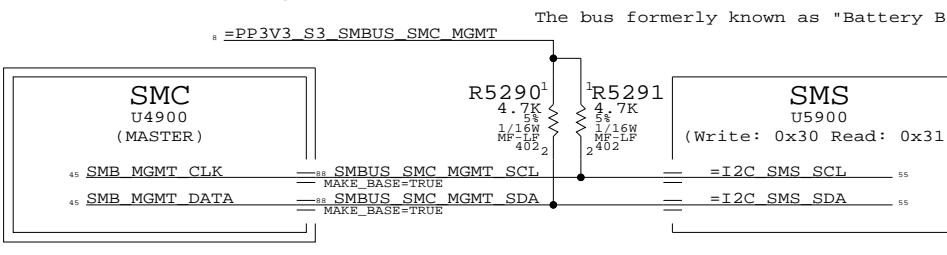
SMC "0" SMBus Connections



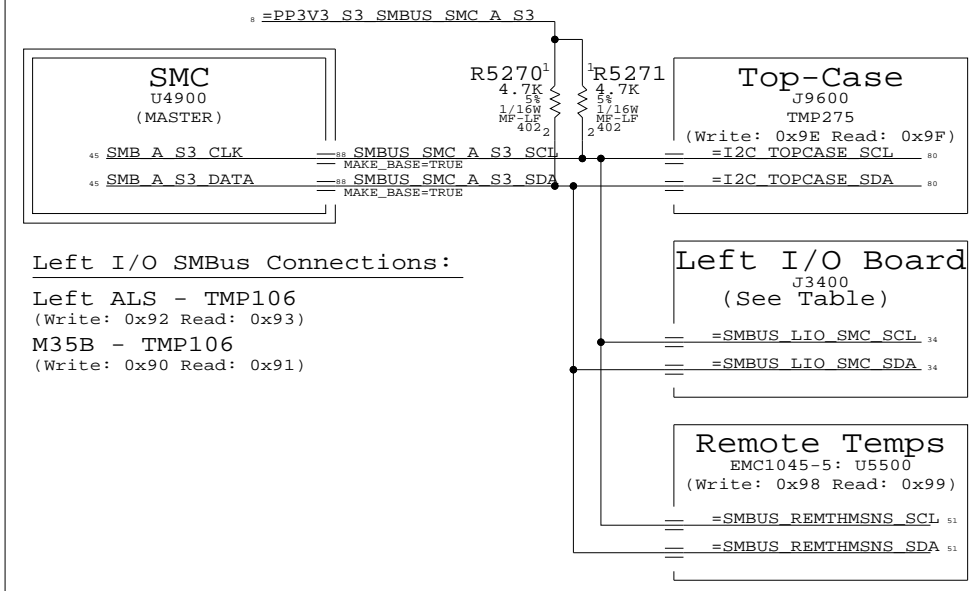
SMC "Battery A" SMBus Connections



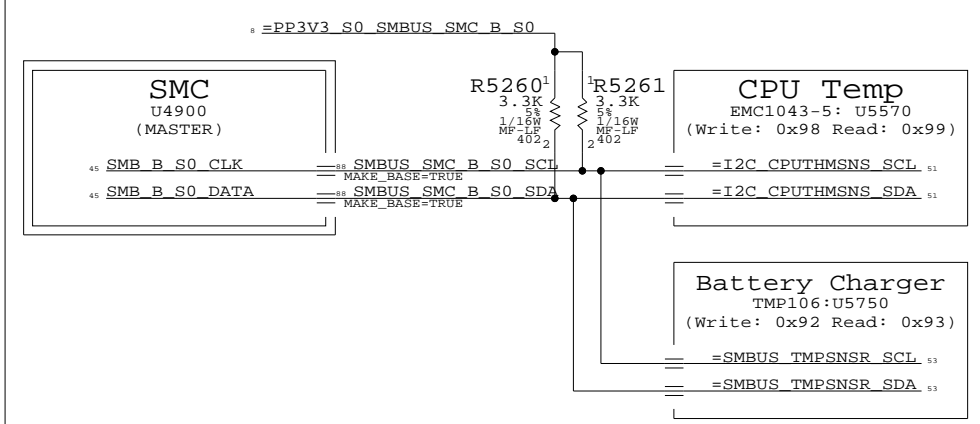
SMC "Management" SMBus Connections



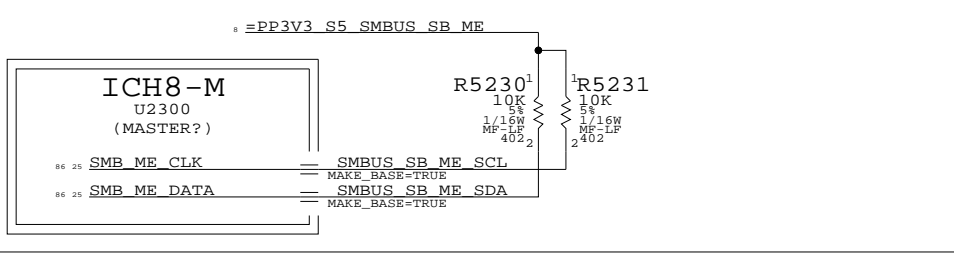
SMC "A" SMBus Connections



SMC "B" SMBus Connections




ICH8-M ME SMBus Connections



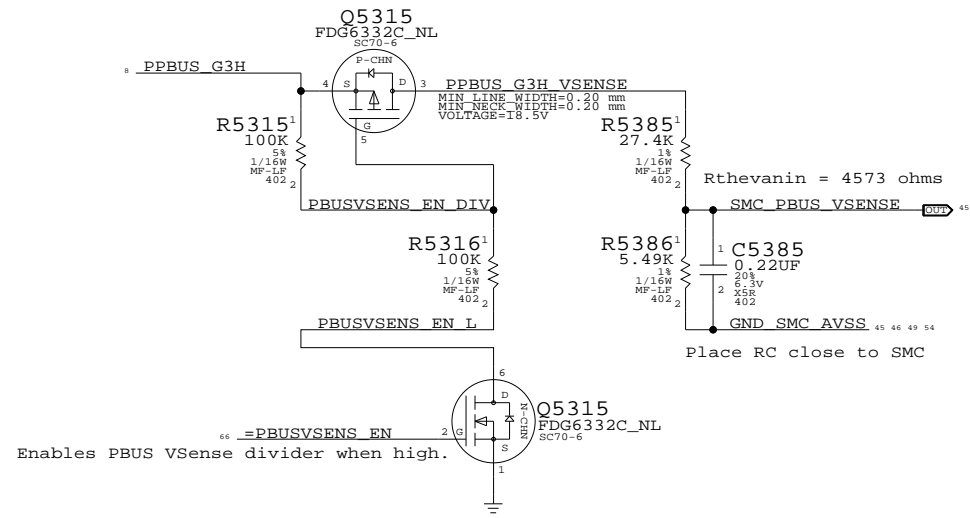
SMBus Connections
 SYNC_MASTER=(MASTER) SYNC_DATE=(MASTER)
 NOTICE OF PROPRIETARY PROPERTY
 THE INFORMATION CONTAINED HEREIN IS THE PROPRIETARY PROPERTY OF APPLE COMPUTER, INC. THE POSSESSOR AGREES TO THE FOLLOWING
 I TO MAINTAIN THE DOCUMENT IN CONFIDENCE
 II NOT TO REPRODUCE OR COPY IT
 III NOT TO REVEAL OR PUBLISH IN WHOLE OR PART

APPLE COMPUTER INC.	SIZE	DRAWING NUMBER	REV.
	D	051-7261	A.0.0
SCALE	SHT		OF
NONE	48		92


CPU Voltage Sense / Filter



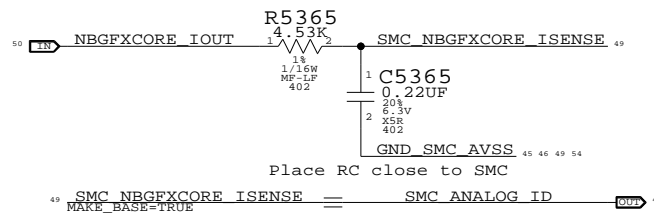
PBUS Voltage Sense & Filter



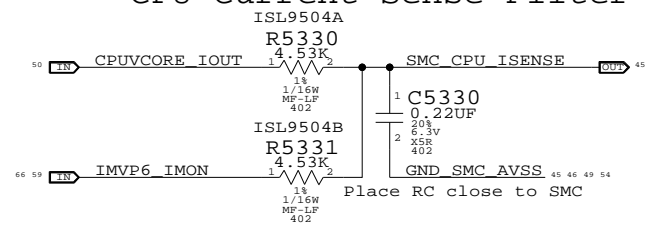
GPU Voltage Sense / Filter



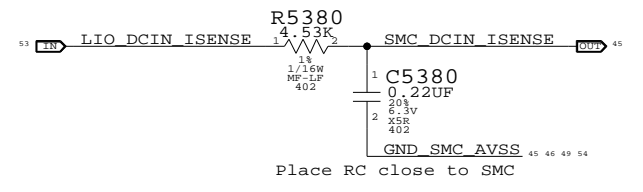
NB GFX Current Sense Filter



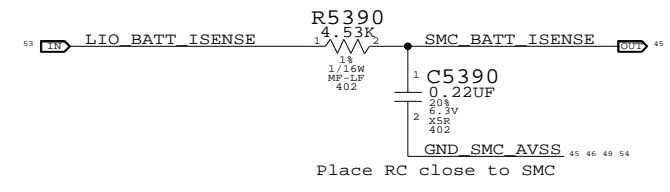
CPU Current Sense Filter



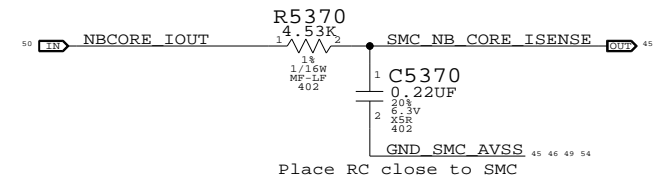
DCIN Current Sense Filter



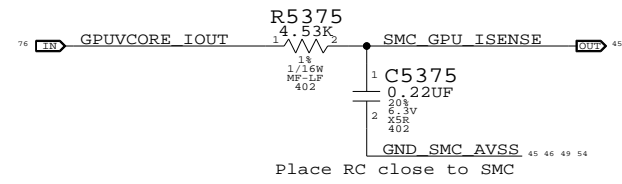
Battery (PBUS) Current Sense Filter



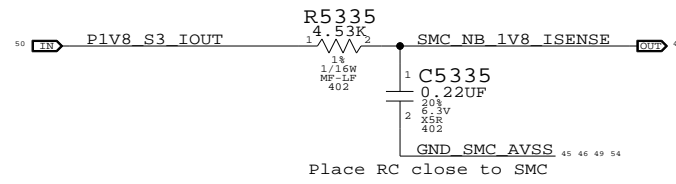
NB Core Current Sense Filter



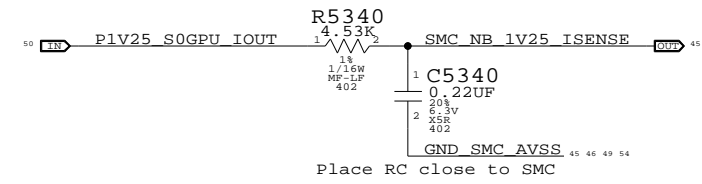
GPU Current Sense Filter



NB 1.8V Current Sense Filter

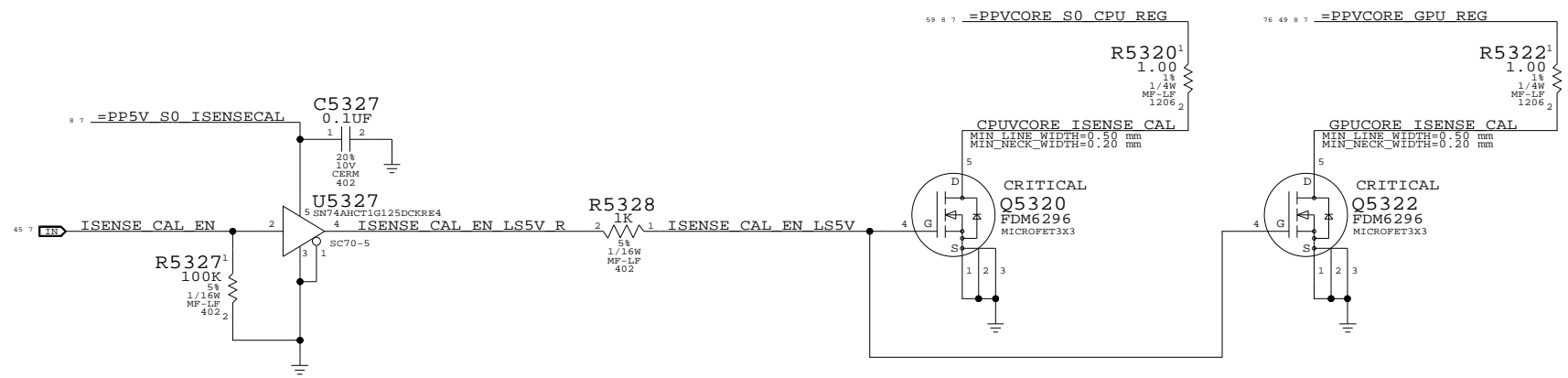


S0/GPU 1.25V Current Sense Filter



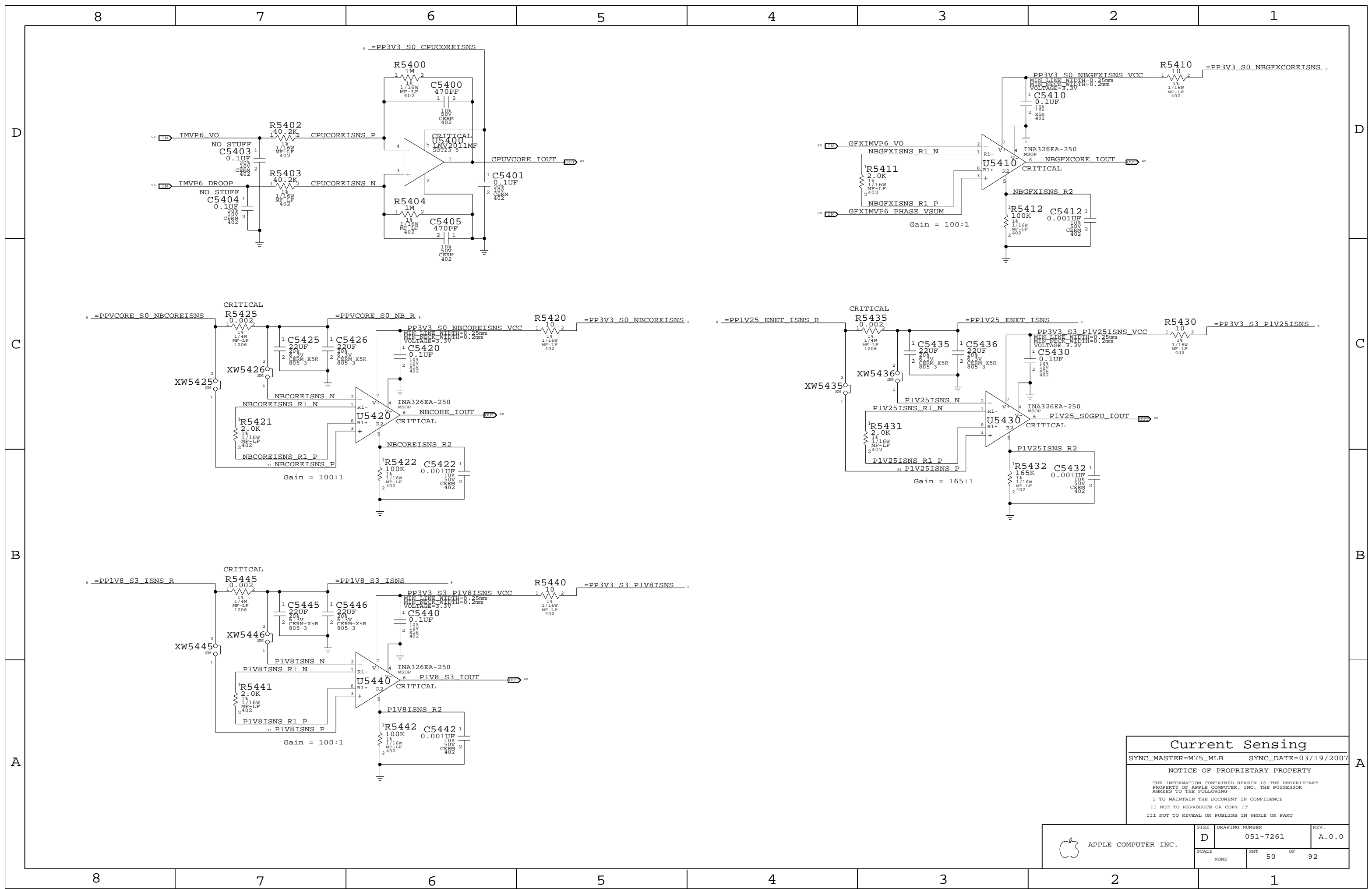
Current Sense Calibration Circuit

Switches in fixed load on power supplies to calibrate current sense circuits



Current & Voltage Sensing
 SYNC_MASTER=M75_MLB SYNC_DATE=03/19/2007
 NOTICE OF PROPRIETARY PROPERTY
 THE INFORMATION CONTAINED HEREIN IS THE PROPRIETARY PROPERTY OF APPLE COMPUTER, INC. THE POSSESSOR AGREES TO THE FOLLOWING
 I TO MAINTAIN THE DOCUMENT IN CONFIDENCE
 II NOT TO REPRODUCE OR COPY IT
 III NOT TO REVEAL OR PUBLISH IN WHOLE OR PART

APPLE COMPUTER INC.	SIZE	DRAWING NUMBER	REV.
	D	051-7261	A.0.0
SCALE	SHT	OF	REV.
NONE	49	92	



Current Sensing

SYNC_MASTER=M75_MLB SYNC_DATE=03/19/2007

NOTICE OF PROPRIETARY PROPERTY

THE INFORMATION CONTAINED HEREIN IS THE PROPRIETARY PROPERTY OF APPLE COMPUTER, INC. THE POSSESSOR AGREES TO THE FOLLOWING

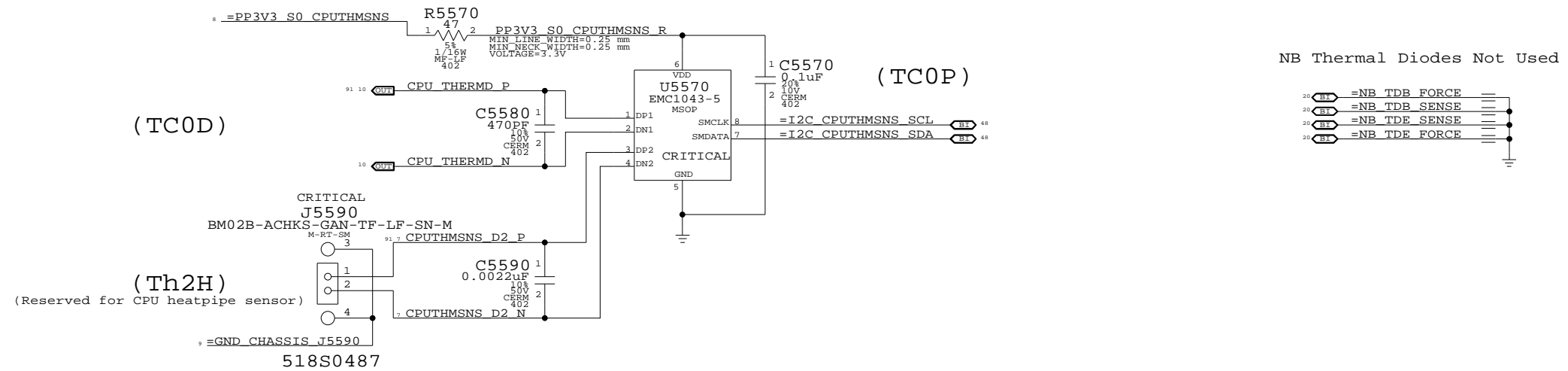
I TO MAINTAIN THE DOCUMENT IN CONFIDENCE

II NOT TO REPRODUCE OR COPY IT


III NOT TO REVEAL OR PUBLISH IN WHOLE OR PART

APPLE COMPUTER INC.	SIZE D	DRAWING NUMBER 051-7261	REV. A.0.0
	SCALE NONE	SHEET 50	OF 92

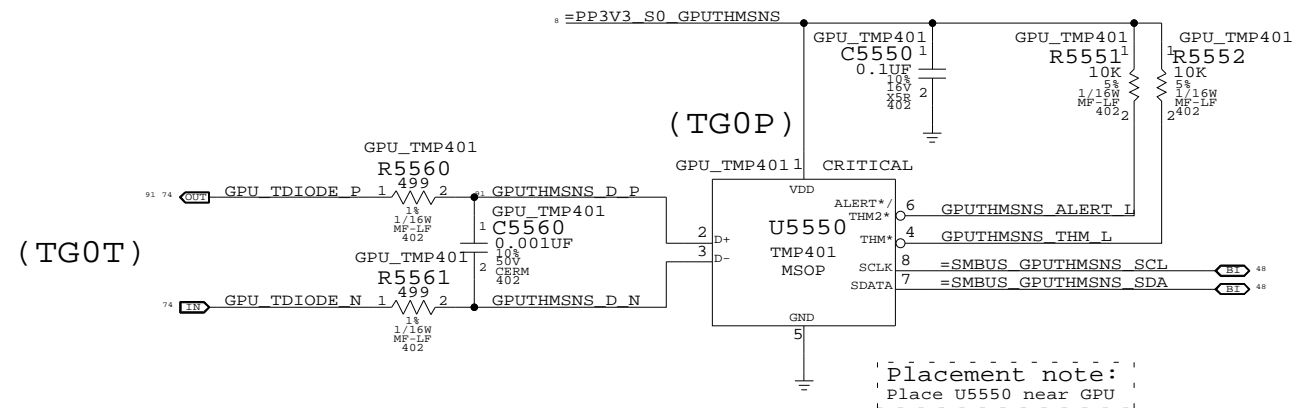
CPU T-Diode Thermal Sensor



GPU/Heat Pipe & Bottom Case Skin Thermal Sensor

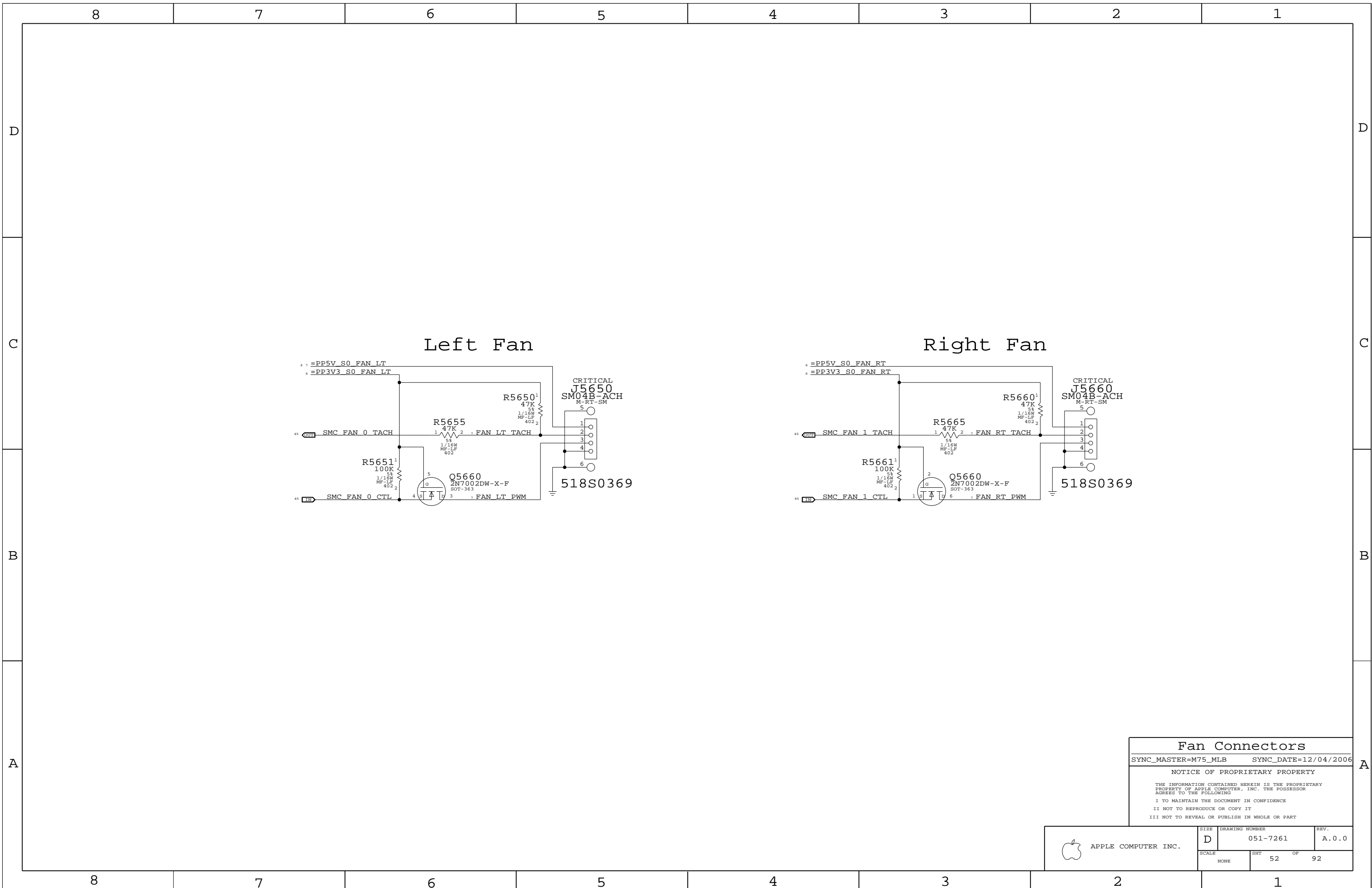


GPU Die Thermal Sensor



Thermal Sensors		
SYNC_MASTER=M75_MLB	SYNC_DATE=03/19/2007	
NOTICE OF PROPRIETARY PROPERTY		
THE INFORMATION CONTAINED HEREIN IS THE PROPRIETARY PROPERTY OF APPLE COMPUTER, INC. THE POSSESSOR AGREES TO THE FOLLOWING		
I TO MAINTAIN THE DOCUMENT IN CONFIDENCE		
II NOT TO REPRODUCE OR COPY IT		
III NOT TO REVEAL OR PUBLISH IN WHOLE OR PART		

APPLE COMPUTER INC.	SIZE	DRAWING NUMBER	REV.
	D	051-7261	A.0.0
SCALE	SHT	OF	
NONE	51	92	



Fan Connectors

SYNC_MASTER=M75_MLB SYNC_DATE=12/04/2006

NOTICE OF PROPRIETARY PROPERTY

THE INFORMATION CONTAINED HEREIN IS THE PROPRIETARY PROPERTY OF APPLE COMPUTER, INC. THE POSSESSOR AGREES TO THE FOLLOWING

I TO MAINTAIN THE DOCUMENT IN CONFIDENCE

II NOT TO REPRODUCE OR COPY IT

III NOT TO REVEAL OR PUBLISH IN WHOLE OR PART

APPLE COMPUTER INC.	SIZE D	DRAWING NUMBER 051-7261	REV. A.0.0
	SCALE NONE	SHT 52	OF 92

8

7

6

5

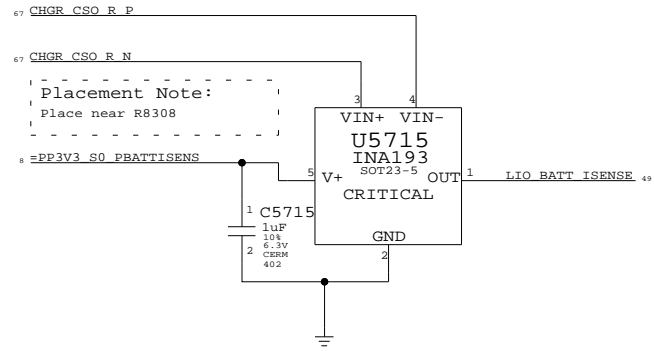
4

3

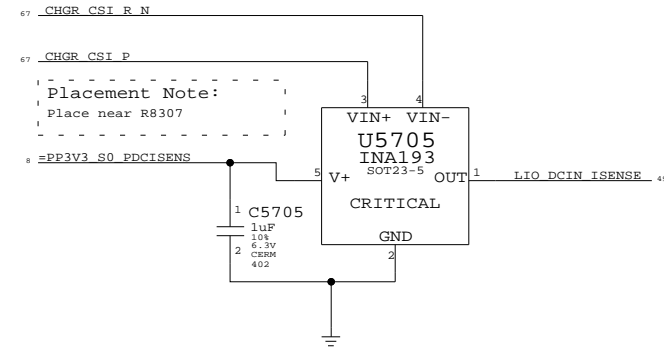
2

1

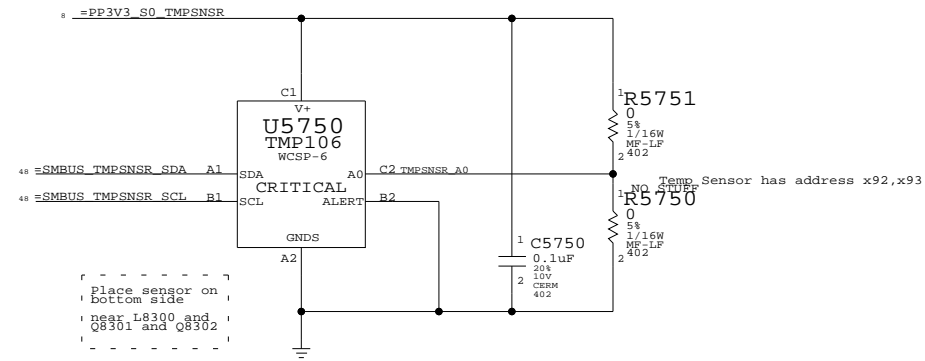
Battery Current Sense



DCIn Current Sense



Battery Charger Thermal Sensor



(Tm0P) R:0x93,W:0x92

Current & Thermal Sensors

SYNC_MASTER=(MASTER) SYNC_DATE=(MASTER)

NOTICE OF PROPRIETARY PROPERTY

THE INFORMATION CONTAINED HEREIN IS THE PROPRIETARY PROPERTY OF APPLE COMPUTER, INC. THE POSSESSOR AGREES TO THE FOLLOWING

I TO MAINTAIN THE DOCUMENT IN CONFIDENCE

II NOT TO REPRODUCE OR COPY IT

III NOT TO REVEAL OR PUBLISH IN WHOLE OR PART

APPLE COMPUTER INC.	SIZE	DRAWING NUMBER	REV.
	D	051-7261	A.0.0
SCALE	SHT		OF
NONE	53		92

8

7

6

5

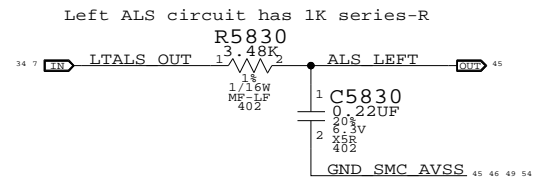
4

3

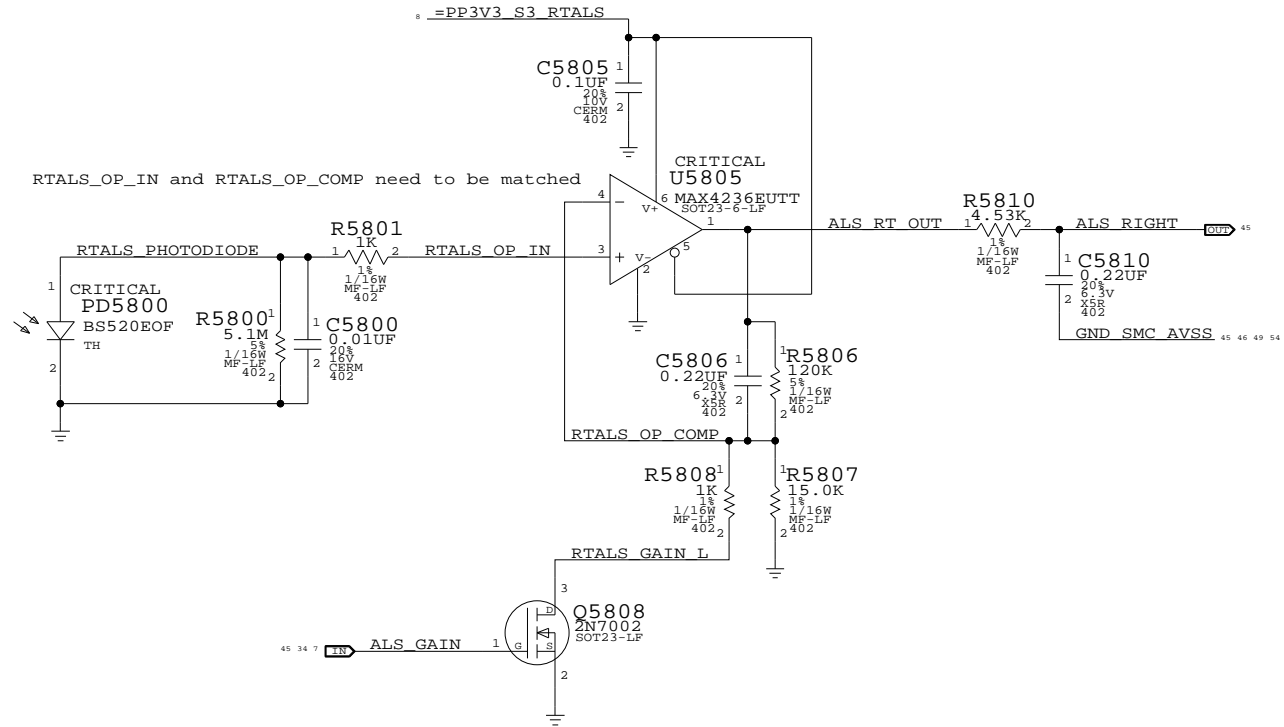
2

1

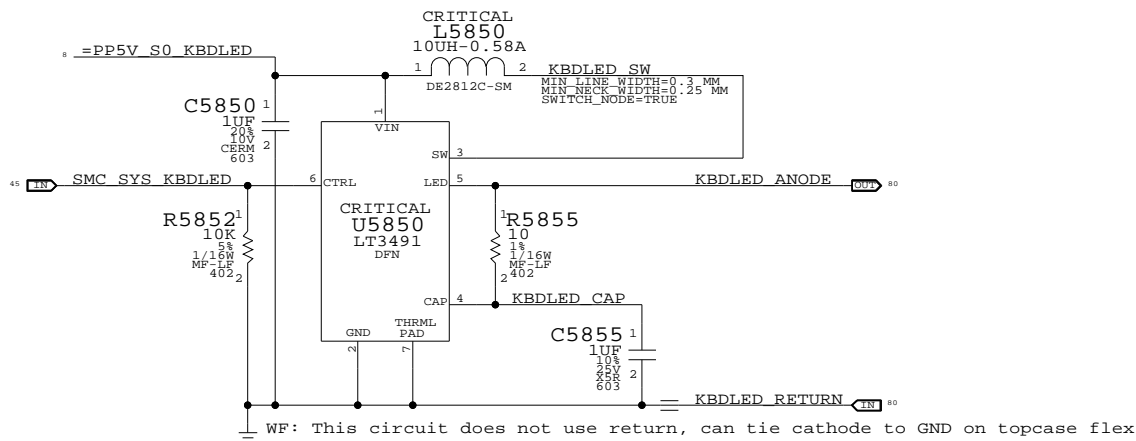
Left ALS Filter



Right ALS Circuit



Keyboard LED Driver



ALS Support

SYNC_MASTER=M75_MLB SYNC_DATE=12/04/2006

NOTICE OF PROPRIETARY PROPERTY

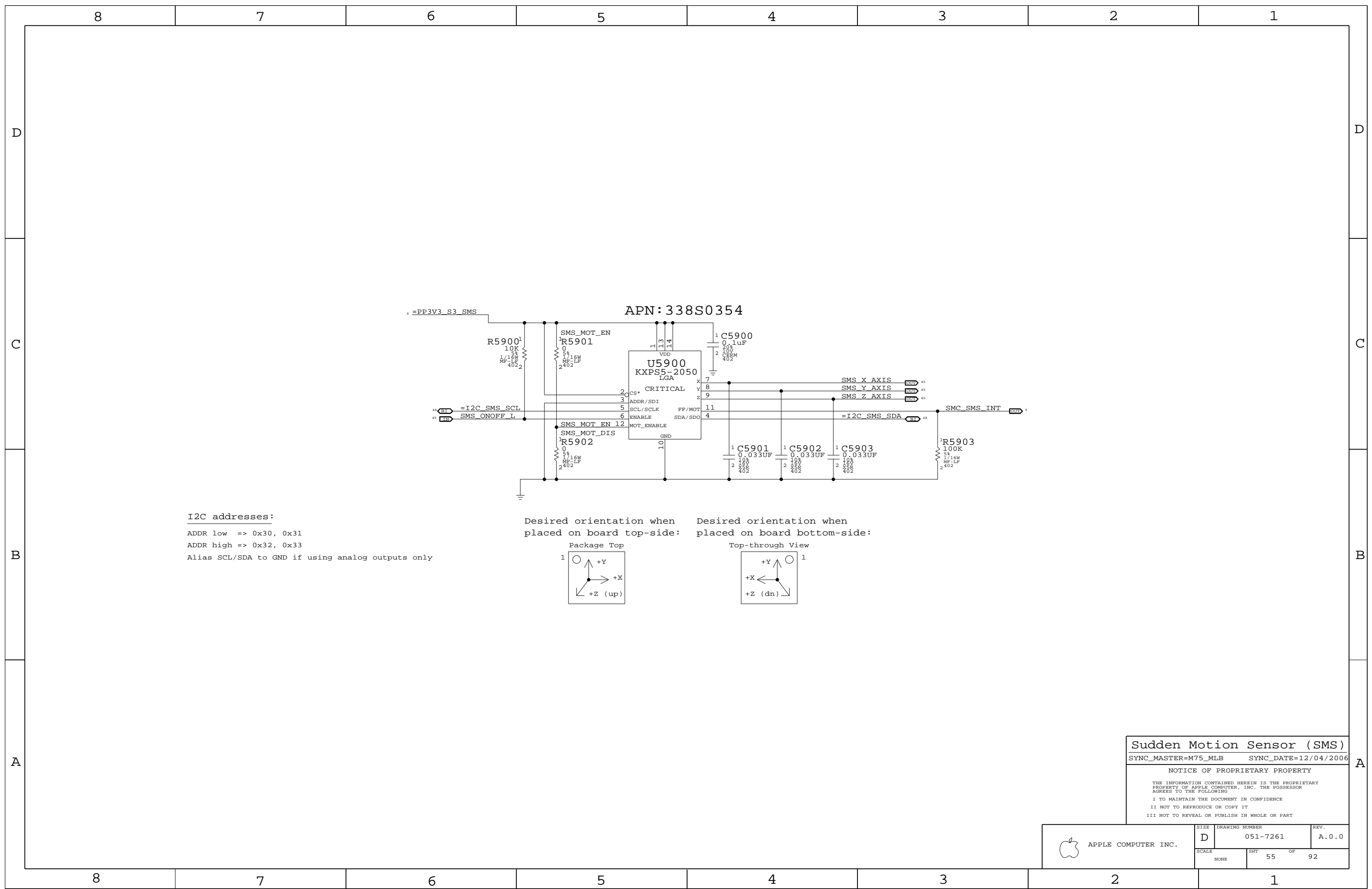
THE INFORMATION CONTAINED HEREIN IS THE PROPRIETARY PROPERTY OF APPLE COMPUTER, INC. THE POSSESSOR AGREES TO THE FOLLOWING

I TO MAINTAIN THE DOCUMENT IN CONFIDENCE

II NOT TO REPRODUCE OR COPY IT

III NOT TO REVEAL OR PUBLISH IN WHOLE OR PART

APPLE COMPUTER INC.	SIZE	DRAWING NUMBER	REV.
	D	051-7261	A.0.0
SCALE	SHT		OF
NONE	54		92

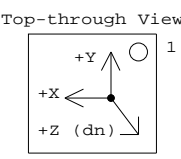
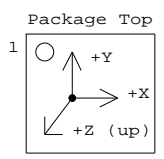


APN: 338S0354

I2C addresses:

ADDR low => 0x30, 0x31
 ADDR high => 0x32, 0x33
 Alias SCL/SDA to GND if using analog outputs only

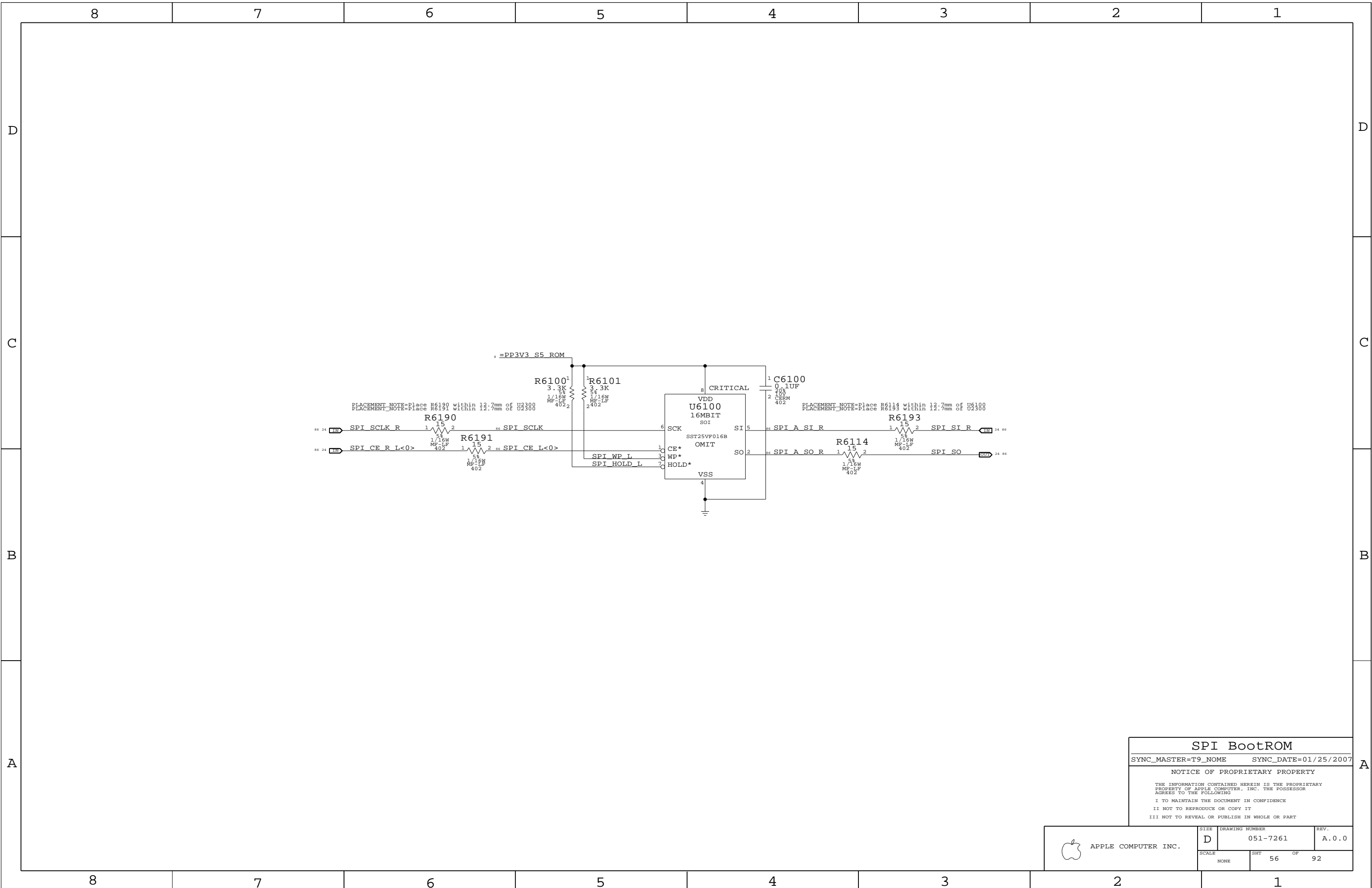
Desired orientation when placed on board top-side: Desired orientation when placed on board bottom-side:



Sudden Motion Sensor (SMS)
 SYNC_MASTER=M75_MLB SYNC_DATE=12/04/2006

NOTICE OF PROPRIETARY PROPERTY
 THE INFORMATION CONTAINED HEREIN IS THE PROPRIETARY PROPERTY OF APPLE COMPUTER, INC. THE POSSESSOR AGREES TO THE FOLLOWING
 I TO MAINTAIN THE DOCUMENT IN CONFIDENCE
 II NOT TO REPRODUCE OR COPY IT
 III NOT TO REVEAL OR PUBLISH IN WHOLE OR PART

APPLE COMPUTER INC.	SIZE	DRAWING NUMBER	REV.
	D	051-7261	A.0.0
SCALE	SHT		OF
NONE	55		92



SPI BootROM

SYNC_MASTER=T9_NOME SYNC_DATE=01/25/2007

NOTICE OF PROPRIETARY PROPERTY

THE INFORMATION CONTAINED HEREIN IS THE PROPRIETARY PROPERTY OF APPLE COMPUTER, INC. THE POSSESSOR AGREES TO THE FOLLOWING

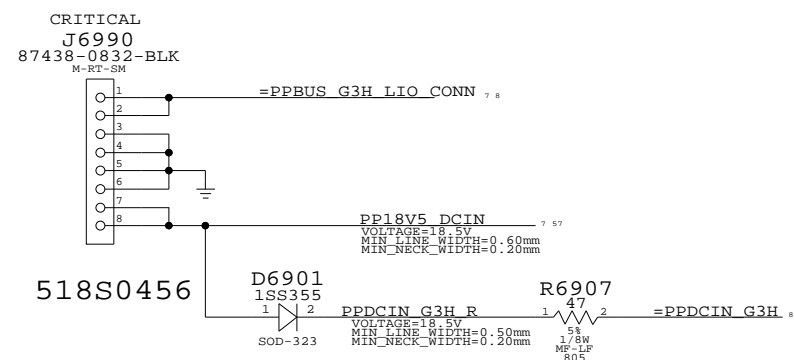
I TO MAINTAIN THE DOCUMENT IN CONFIDENCE

II NOT TO REPRODUCE OR COPY IT

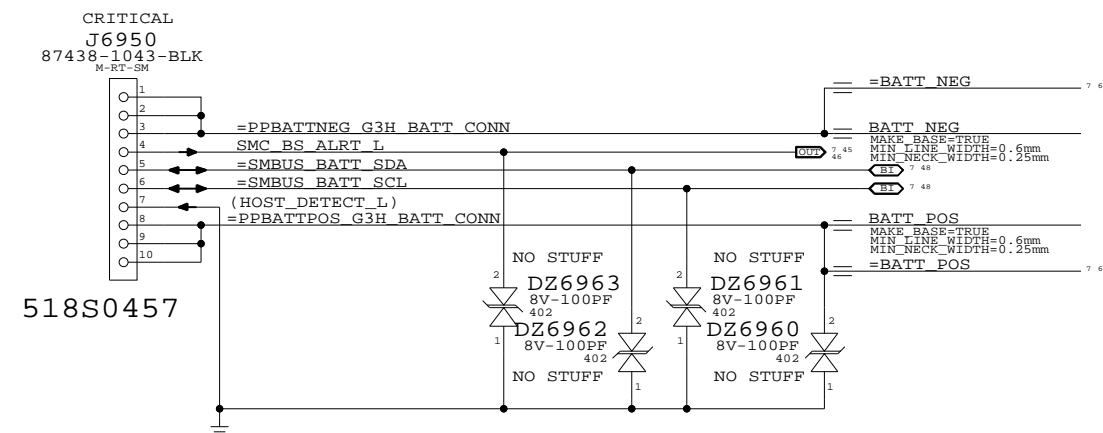
III NOT TO REVEAL OR PUBLISH IN WHOLE OR PART

APPLE COMPUTER INC.	SIZE D	DRAWING NUMBER 051-7261	REV. A.0.0
	SCALE NONE	SHIT 56 OF 92	

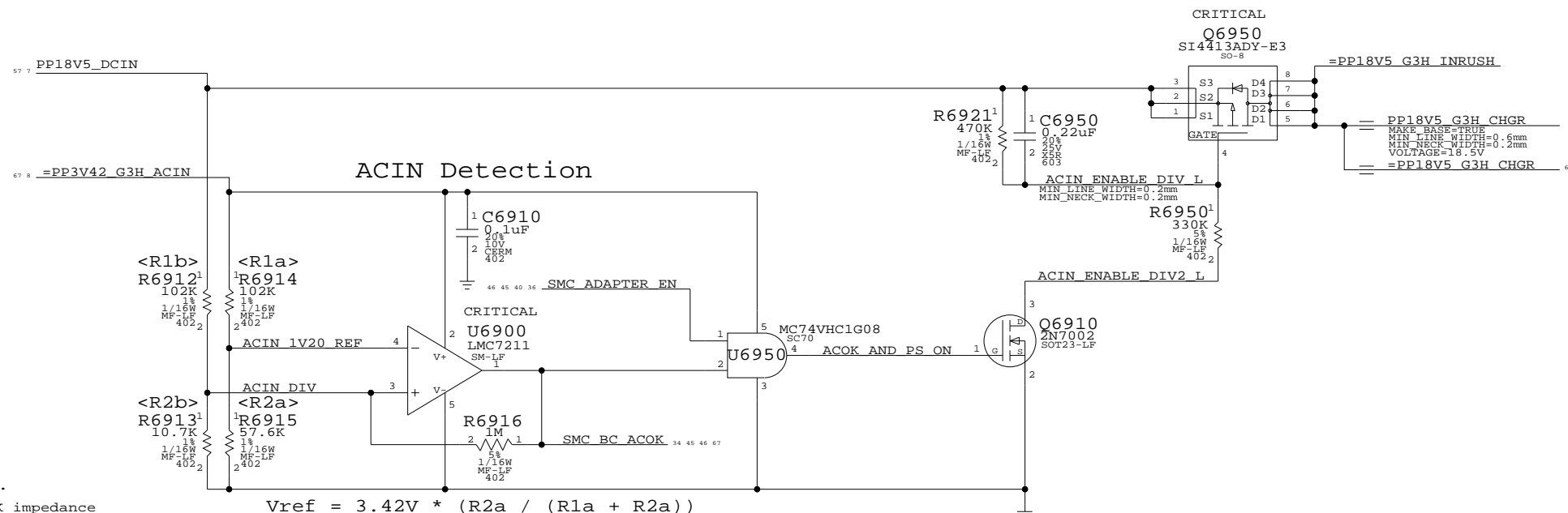
DC-In Connector



Battery Connector



Inrush Limiter



ACIN Detection

NOTE: R6910 is on LIO.
System must provide 10K-70K impedance to A52 adapter for system load detection.
REQ of R6910 (on LIO), R6912, & R6913 is 36.9K.

$$V_{ref} = 3.42V * (R2a / (R1a + R2a))$$

$$V_{th} = (V_{ref} / (R2b / (R1b + R2b)))$$

$$V_{ref} = 1.23V$$

$$V_{th} = 13.0V$$

Assuming 1% variance for R6910-R6915 and 3.42V:
Worst case Vth: min:12.47V, max: 13.54V

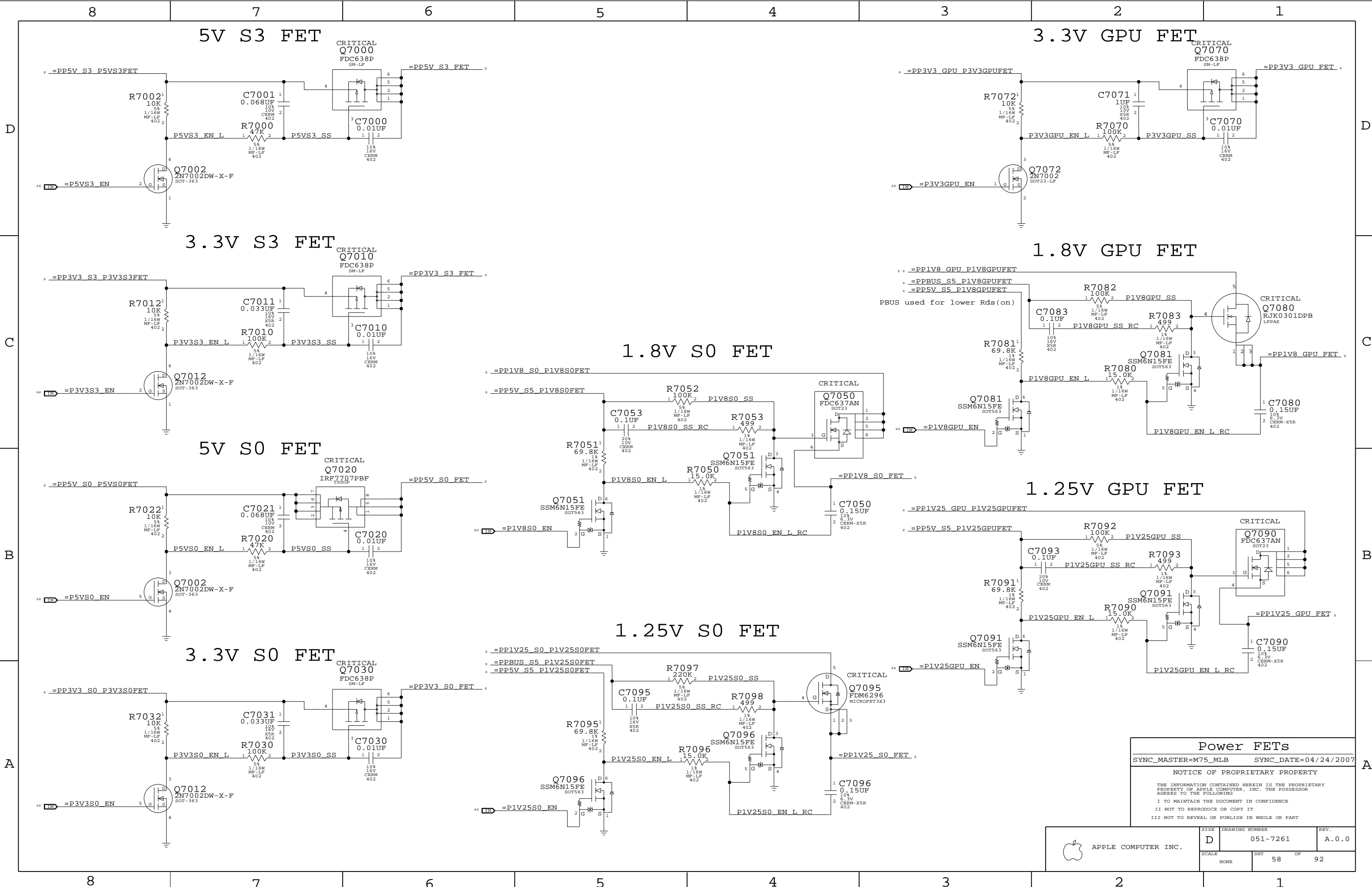
DC-In & Battery Connectors

SYNC_MASTER=(MASTER) SYNC_DATE=(MASTER)

NOTICE OF PROPRIETARY PROPERTY

THE INFORMATION CONTAINED HEREIN IS THE PROPRIETARY PROPERTY OF APPLE COMPUTER, INC. THE POSSESSOR AGREES TO THE FOLLOWING
I TO MAINTAIN THE DOCUMENT IN CONFIDENCE
II NOT TO REPRODUCE OR COPY IT
III NOT TO REVEAL OR PUBLISH IN WHOLE OR PART

APPLE COMPUTER INC.	SIZE	DRAWING NUMBER	REV.
	D	051-7261	A.0.0
SCALE	SHT	OF	REV.
NONE	57	92	



Power FETs

SYNC_MASTER=M75_MLB SYNC_DATE=04/24/2007

NOTICE OF PROPRIETARY PROPERTY

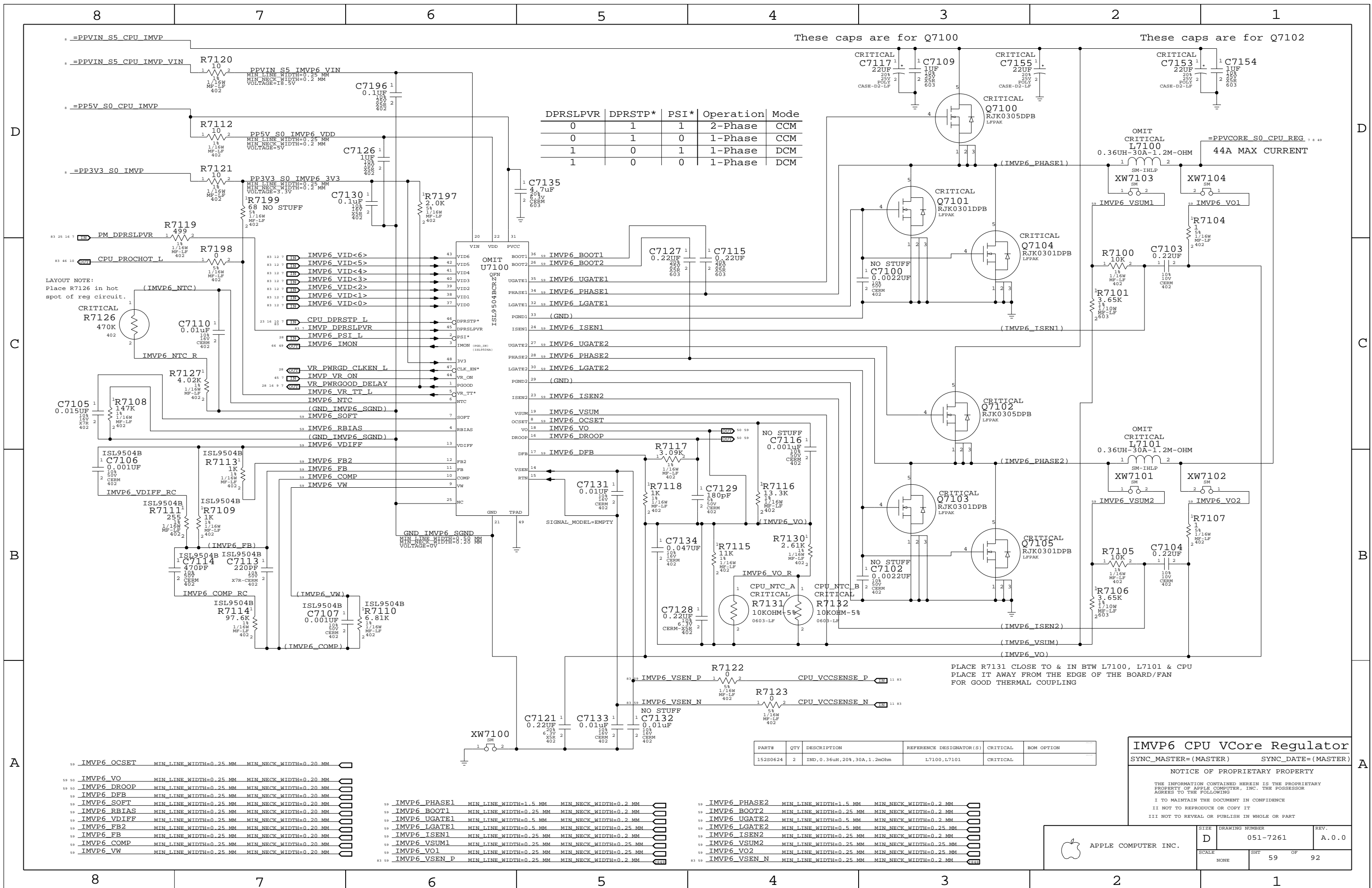
THE INFORMATION CONTAINED HEREIN IS THE PROPRIETARY PROPERTY OF APPLE COMPUTER, INC. THE POSSESSOR AGREES TO THE FOLLOWING

I TO MAINTAIN THE DOCUMENT IN CONFIDENCE

II NOT TO REPRODUCE OR COPY IT

III NOT TO REVEAL OR PUBLISH IN WHOLE OR PART

APPLE COMPUTER INC.	SIZE D	DRAWING NUMBER 051-7261	REV. A.0.0
	SCALE NONE	SHEET 58	OF 92



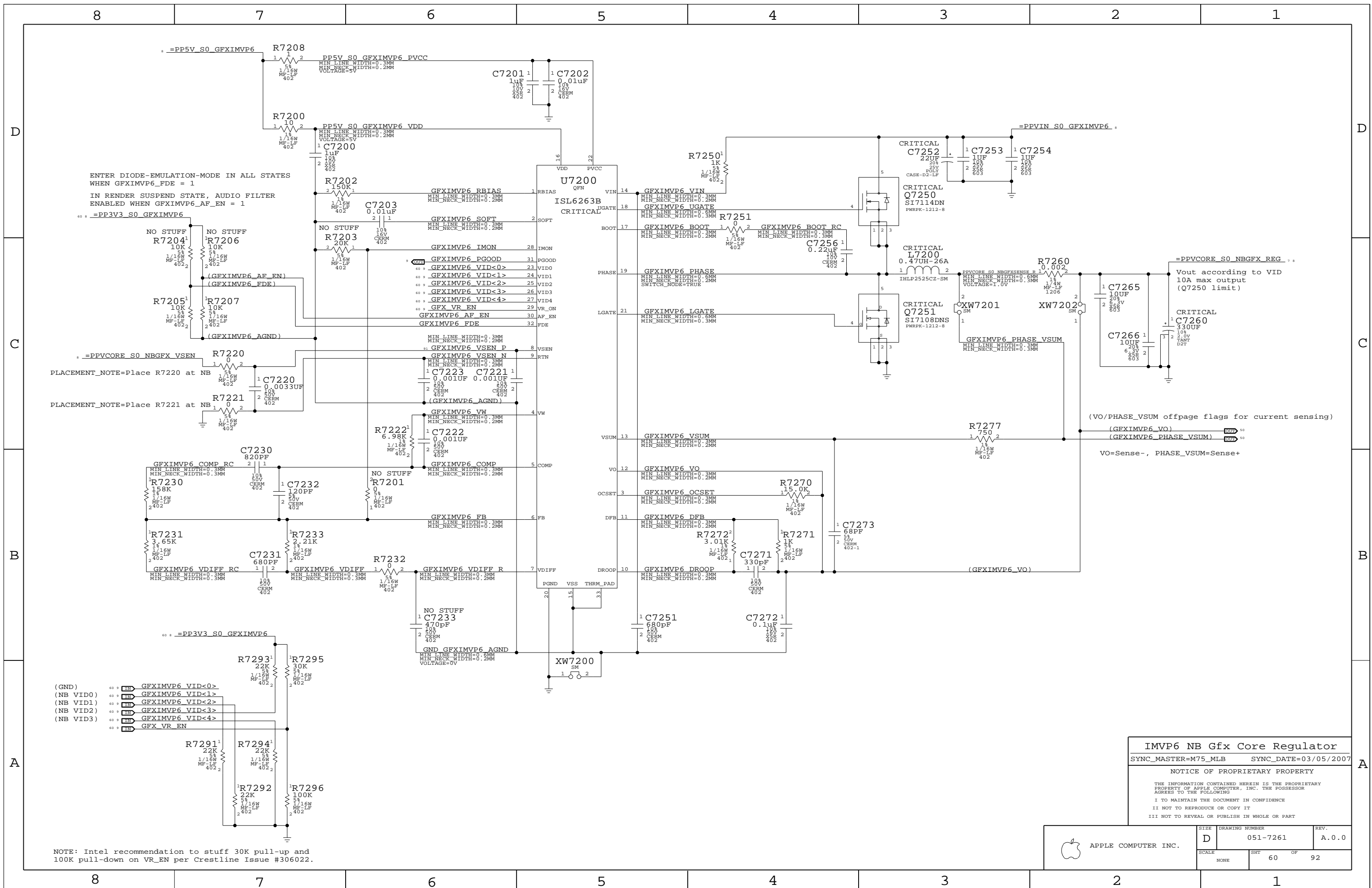
DPRSLPVR	DPRSTP*	PSI*	Operation	Mode
0	1	1	2-Phase	CCM
0	1	0	1-Phase	CCM
1	0	1	1-Phase	DCM
1	0	0	1-Phase	DCM

PART#	QTY	DESCRIPTION	REFERENCE DESIGNATOR(S)	CRITICAL	BOM OPTION
15280624	2	IND, 0.36uH, 20%, 30A, 1.2mOhm	L7100, L7101	CRITICAL	

IMVP6 CPU VCore Regulator
 SYNC_MASTER=(MASTER) SYNC_DATE=(MASTER)

NOTICE OF PROPRIETARY PROPERTY
 THE INFORMATION CONTAINED HEREIN IS THE PROPRIETARY PROPERTY OF APPLE COMPUTER, INC. THE POSSESSOR AGREES TO THE FOLLOWING:
 I TO MAINTAIN THE DOCUMENT IN CONFIDENCE
 II NOT TO REPRODUCE OR COPY IT
 III NOT TO REVEAL OR PUBLISH IN WHOLE OR PART

APPLE COMPUTER INC.	SIZE	DRAWING NUMBER	REV.
	D	051-7261	A.0.0
SCALE	SHEET	OF	
NONE	59	OF	92



ENTER DIODE-EMULATION-MODE IN ALL STATES
 WHEN GFXIMVP6_FDE = 1
 IN RENDER SUSPEND STATE, AUDIO FILTER
 ENABLED WHEN GFXIMVP6_AF_EN = 1

PP3V3_S0_GFXIMVP6

PPVCORE_S0_NBGFX_VSEN

PLACEMENT_NOTE=Place R7220 at NB

PLACEMENT_NOTE=Place R7221 at NB

PP3V3_S0_GFXIMVP6

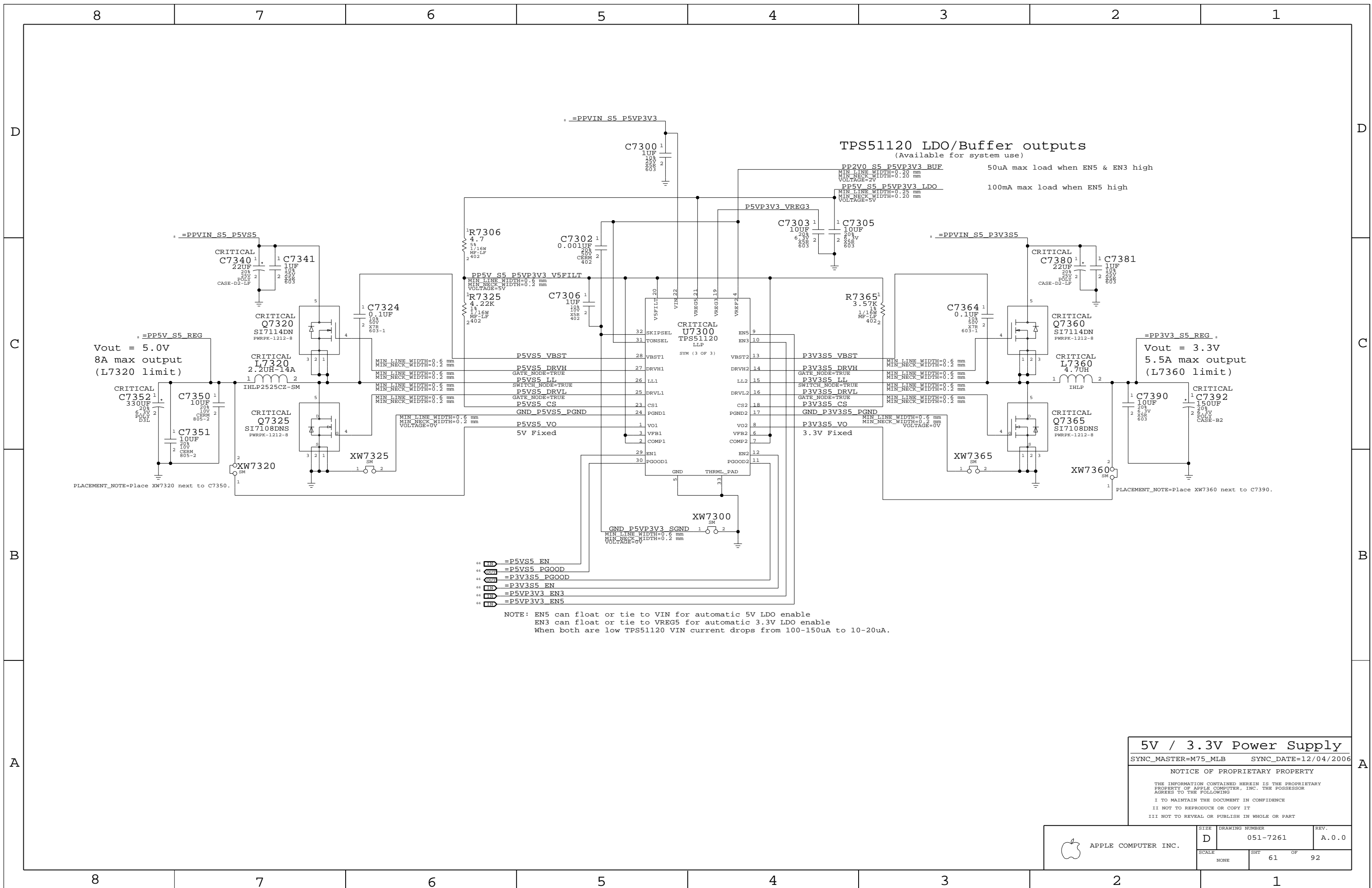
- (GND) (NB VID0)
- (NB VID1)
- (NB VID2)
- (NB VID3)
- (NB VID4)
- GFX VR_EN

NOTE: Intel recommendation to stuff 30K pull-up and 100K pull-down on VR_EN per Crestline Issue #306022.

IMVP6 NB Gfx Core Regulator
 SYNC_MASTER=M75_MLB SYNC_DATE=03/05/2007

NOTICE OF PROPRIETARY PROPERTY
 THE INFORMATION CONTAINED HEREIN IS THE PROPRIETARY
 PROPERTY OF APPLE COMPUTER, INC. THE POSSESSOR
 AGREES TO THE FOLLOWING
 I TO MAINTAIN THE DOCUMENT IN CONFIDENCE
 II NOT TO REPRODUCE OR COPY IT
 III NOT TO REVEAL OR PUBLISH IN WHOLE OR PART

APPLE COMPUTER INC.	SIZE	DRAWING NUMBER	REV.
	D	051-7261	A.0.0
SCALE	SHT	OF	92
NONE	60		



TPS51120 LDO/Buffer outputs
(Available for system use)

PP2V0_S5_P5VP3V3_BUF 50uA max load when EN5 & EN3 high
 PP5V_S5_P5VP3V3_LDO 100mA max load when EN5 high

Vout = 5.0V
8A max output
(L7320 limit)

Vout = 3.3V
5.5A max output
(L7360 limit)

NOTE: EN5 can float or tie to VIN for automatic 5V LDO enable
 EN3 can float or tie to VREG5 for automatic 3.3V LDO enable
 When both are low TPS51120 VIN current drops from 100-150uA to 10-20uA.

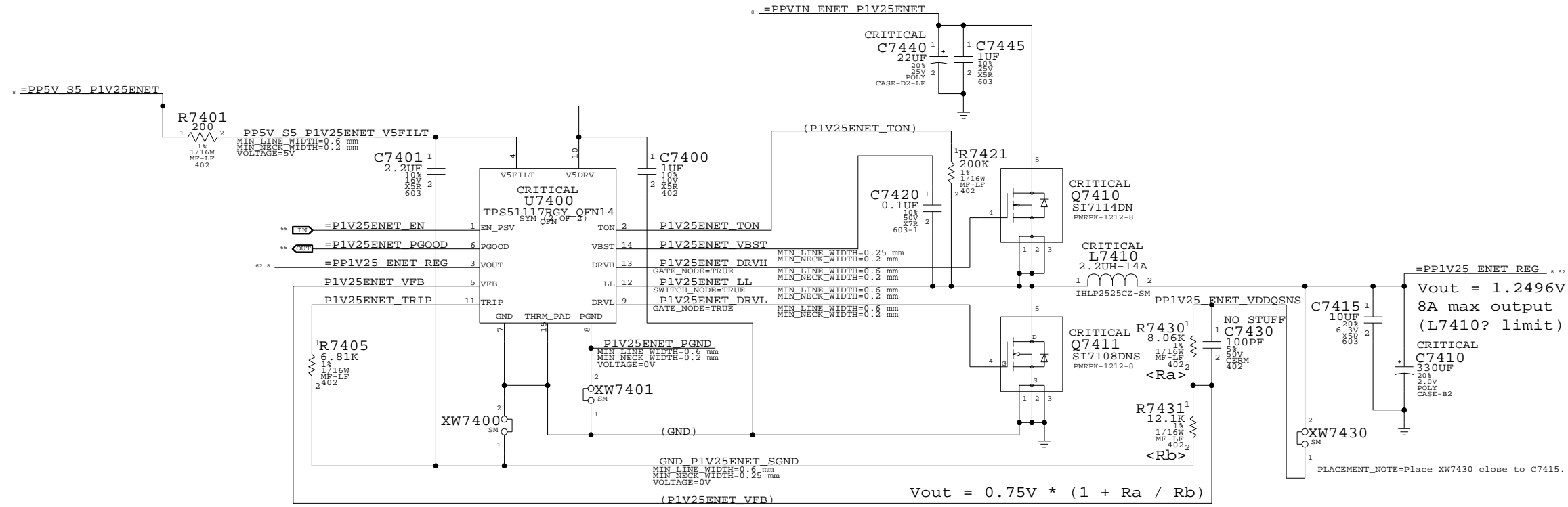
5V / 3.3V Power Supply
 SYNC_MASTER=M75_MLB SYNC_DATE=12/04/2006

NOTICE OF PROPRIETARY PROPERTY
 THE INFORMATION CONTAINED HEREIN IS THE PROPRIETARY PROPERTY OF APPLE COMPUTER, INC. THE POSSESSOR AGREES TO THE FOLLOWING
 I TO MAINTAIN THE DOCUMENT IN CONFIDENCE
 II NOT TO REPRODUCE OR COPY IT
 III NOT TO REVEAL OR PUBLISH IN WHOLE OR PART

APPLE COMPUTER INC.	SIZE	DRAWING NUMBER	REV.
	D	051-7261	A.0.0
SCALE	SHT	OF	REV.
NONE	61	92	

D

D

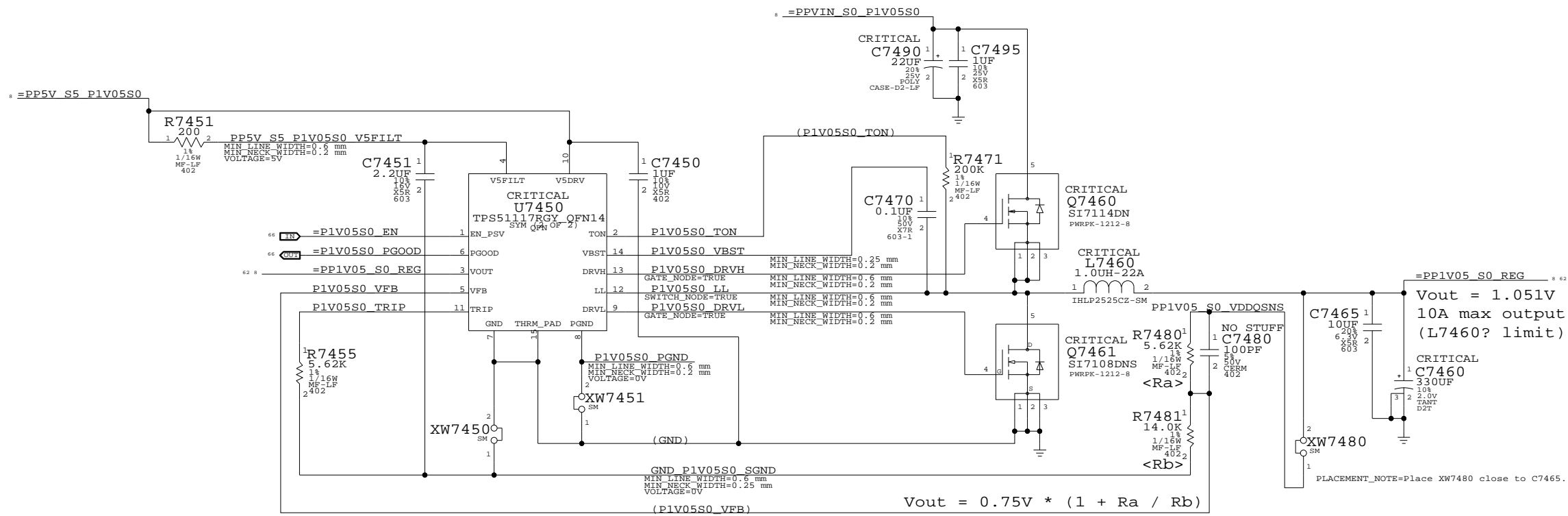


C

C

B

B



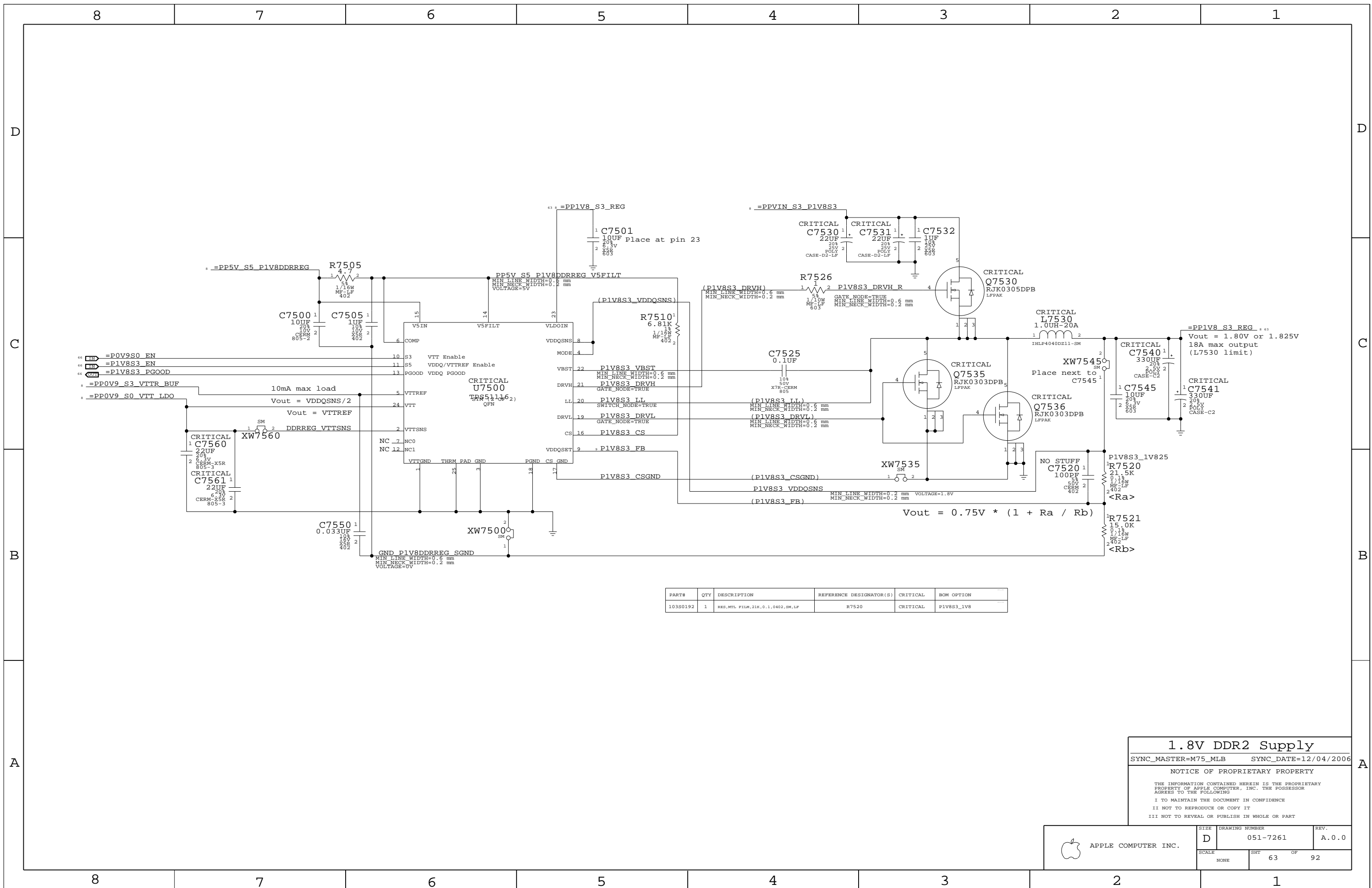
A

A

1.25V / 1.05V Power Supply
SYNC_MASTER=M75_MLB SYNC_DATE=03/05/2007

NOTICE OF PROPRIETARY PROPERTY
THE INFORMATION CONTAINED HEREIN IS THE PROPRIETARY PROPERTY OF APPLE COMPUTER, INC. THE POSSESSOR AGREES TO THE FOLLOWING
I TO MAINTAIN THE DOCUMENT IN CONFIDENCE
II NOT TO REPRODUCE OR COPY IT
III NOT TO REVEAL OR PUBLISH IN WHOLE OR PART

APPLE COMPUTER INC.	SIZE	DRAWING NUMBER	REV.
	D	051-7261	A.0.0
SCALE	SHT	OF	REV.
NONE	62	92	



PART#	QTY	DESCRIPTION	REFERENCE DESIGNATOR(S)	CRITICAL	BOM OPTION
10380192	1	RES,MTL FILM,21K,0.1,0402,SM,LF	R7520	CRITICAL	P1V8S3_1V8

1.8V DDR2 Supply

SYNC_MASTER=M75_MLB SYNC_DATE=12/04/2006

NOTICE OF PROPRIETARY PROPERTY

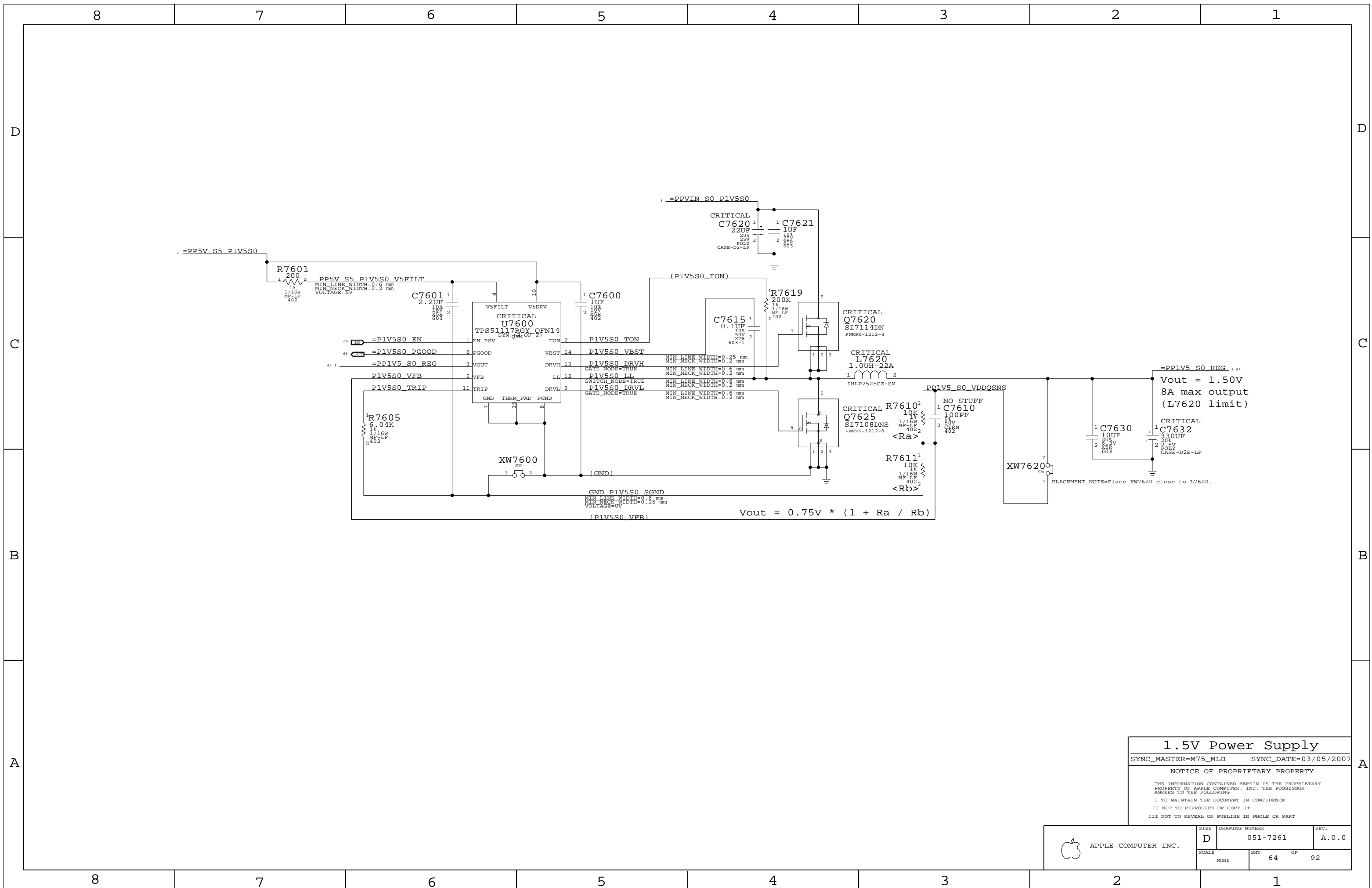
THE INFORMATION CONTAINED HEREIN IS THE PROPRIETARY PROPERTY OF APPLE COMPUTER, INC. THE POSSESSOR AGREES TO THE FOLLOWING

I TO MAINTAIN THE DOCUMENT IN CONFIDENCE

II NOT TO REPRODUCE OR COPY IT

III NOT TO REVEAL OR PUBLISH IN WHOLE OR PART

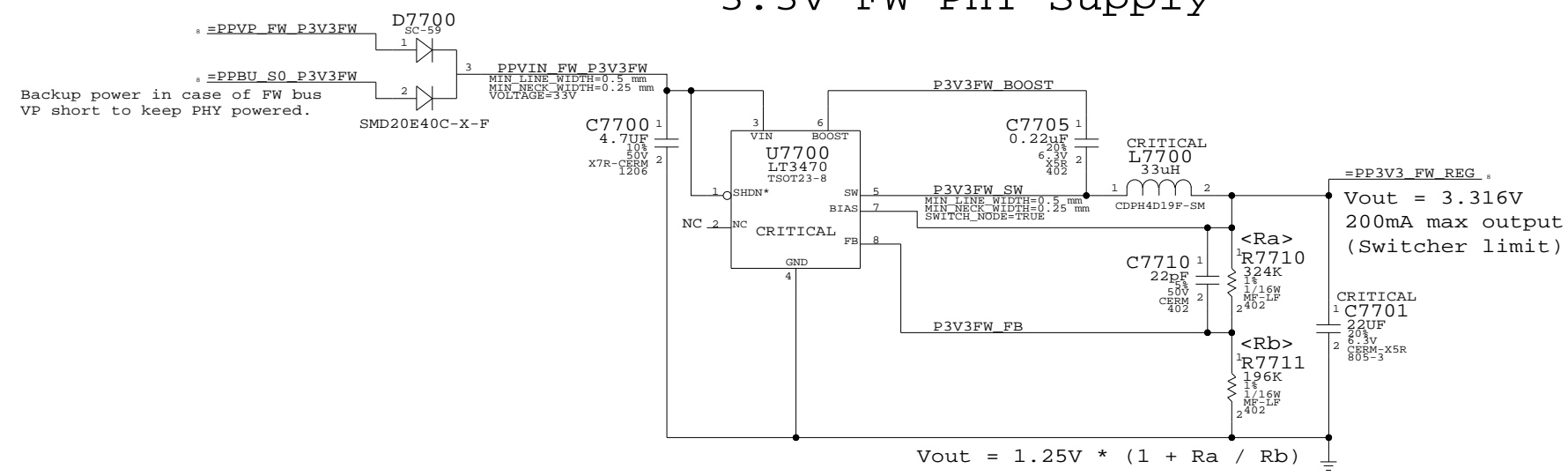
APPLE COMPUTER INC.	SIZE	DRAWING NUMBER	REV.
	D	051-7261	A.0.0
SCALE	SHT	OF	
NONE	63	92	



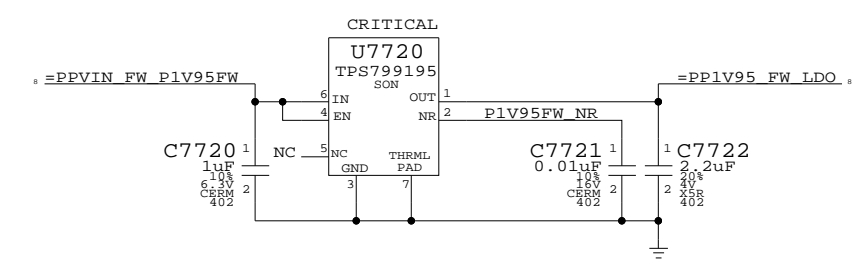
1.5V Power Supply
 SYNC_MASTER=M75_MLB SYNC_DATE=03/05/2007
 NOTICE OF PROPRIETARY PROPERTY
 THE INFORMATION CONTAINED HEREIN IS THE PROPRIETARY PROPERTY OF APPLE COMPUTER, INC. THE POSSESSOR AGREES TO THE FOLLOWING
 I TO MAINTAIN THE DOCUMENT IN CONFIDENCE
 II NOT TO REPRODUCE OR COPY IT
 III NOT TO REVEAL OR PUBLISH IN WHOLE OR PART

APPLE COMPUTER INC.	SIZE	DRAWING NUMBER	REV.
	D	051-7261	A.0.0
SCALE	SHT		OF
NONE	64		92

3.3V FW PHY Supply



1.95V FW PHY Supply

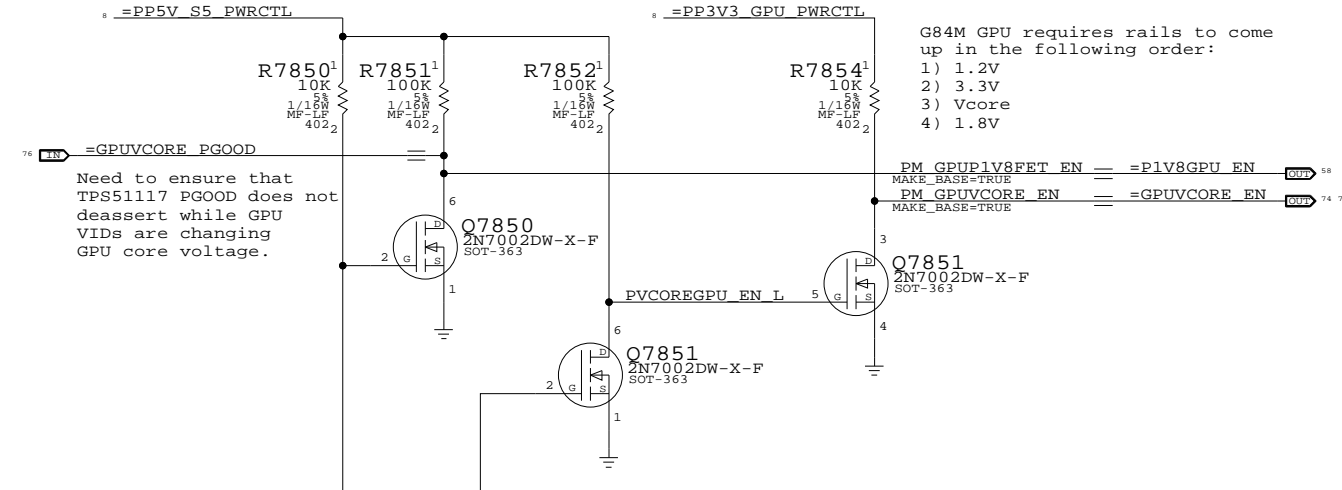


FW PHY Power Supplies
 SYNC_MASTER=M75_MLB SYNC_DATE=12/04/2006

NOTICE OF PROPRIETARY PROPERTY
 THE INFORMATION CONTAINED HEREIN IS THE PROPRIETARY PROPERTY OF APPLE COMPUTER, INC. THE POSSESSOR AGREES TO THE FOLLOWING
 I TO MAINTAIN THE DOCUMENT IN CONFIDENCE
 II NOT TO REPRODUCE OR COPY IT
 III NOT TO REVEAL OR PUBLISH IN WHOLE OR PART

APPLE COMPUTER INC.	SIZE	DRAWING NUMBER	REV.
	D	051-7261	A.0.0
SCALE	SHT	OF	REV.
NONE	65	92	

Power Control Signals



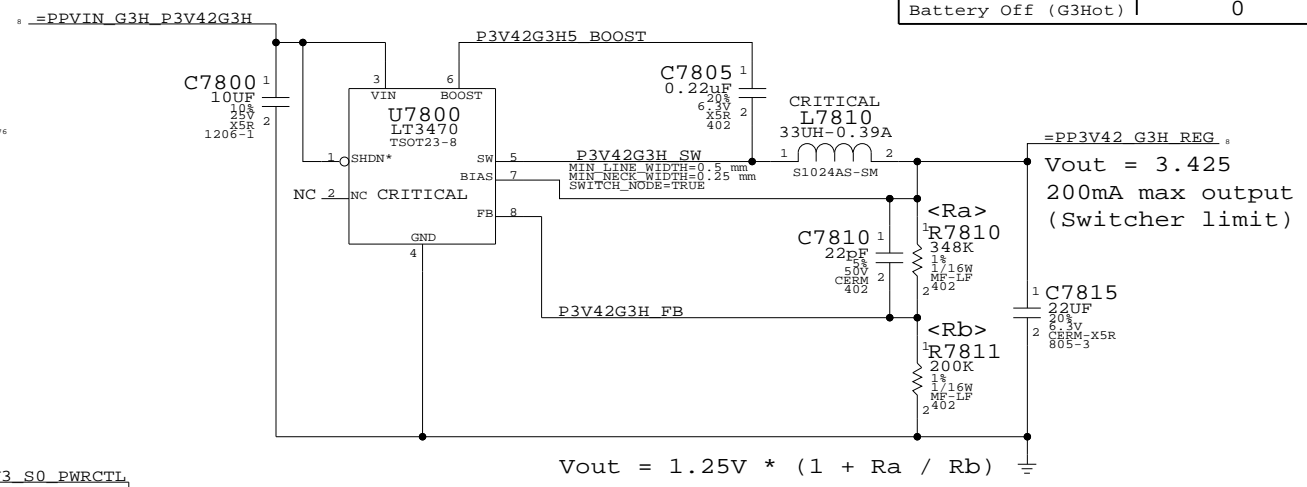
Need to ensure that TPS51117 PG0OD does not deassert while GPU VIDs are changing GPU core voltage.

G84M GPU requires rails to come up in the following order:
 1) 1.2V
 2) 3.3V
 3) Vcore
 4) 1.8V

3.425V "G3Hot" Supply

Supply needs to guarantee 3.31V delivered to SMC Vref generator

State	SMC_PM_G2_ENABLE	PM_SLP_S4_L	PM_SLP_S3_L
Run (S0)	1	1	1
Sleep (S3)	1	1	0
Soft-Off (S5)	1	0	0
Battery Off (G3Hot)	0	0	0

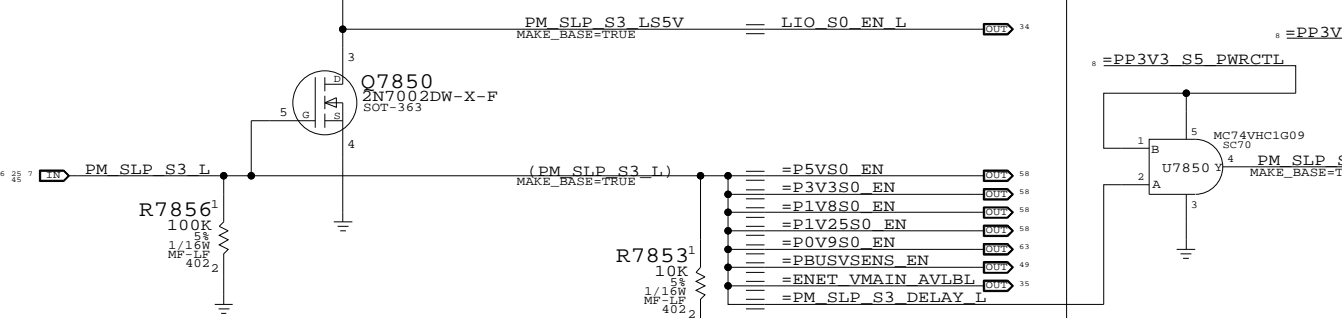


Vout = 3.425
 200mA max output
 (Switcher limit)

$$V_{out} = 1.25V * (1 + R_a / R_b)$$

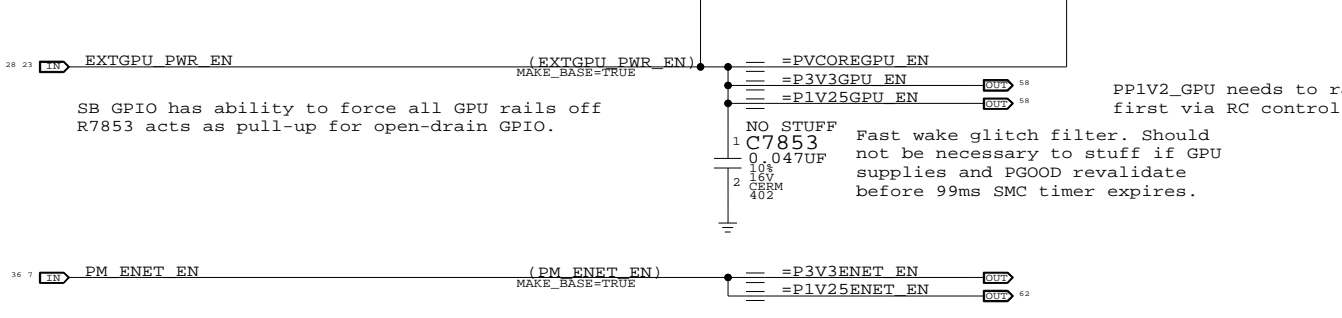
Unused PG0OD Signals

- =P1V25ENET_PG0OD = TP_P1V25ENET_PG0OD
- =P1V8S3_PG0OD = TP_P1V8S3_PG0OD



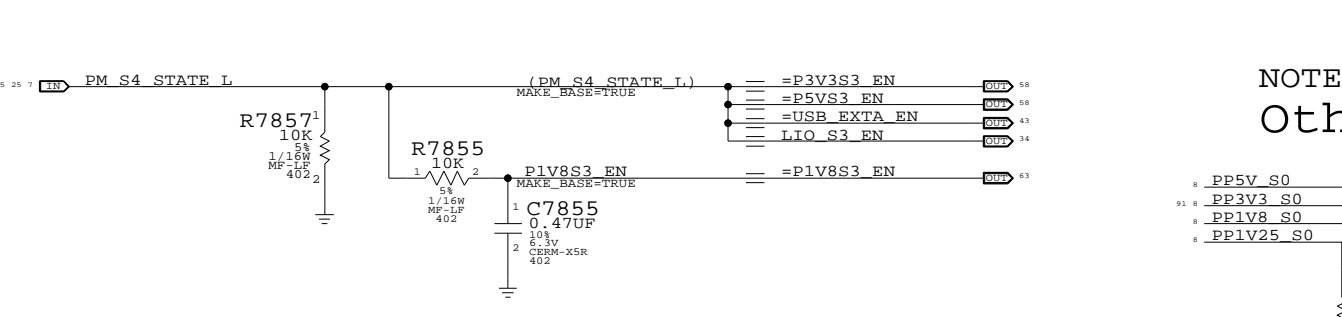
1.5V / 1.05V PWRGD Circuit

Reports when 1.5V S0 and 1.05V S0 are in regulation



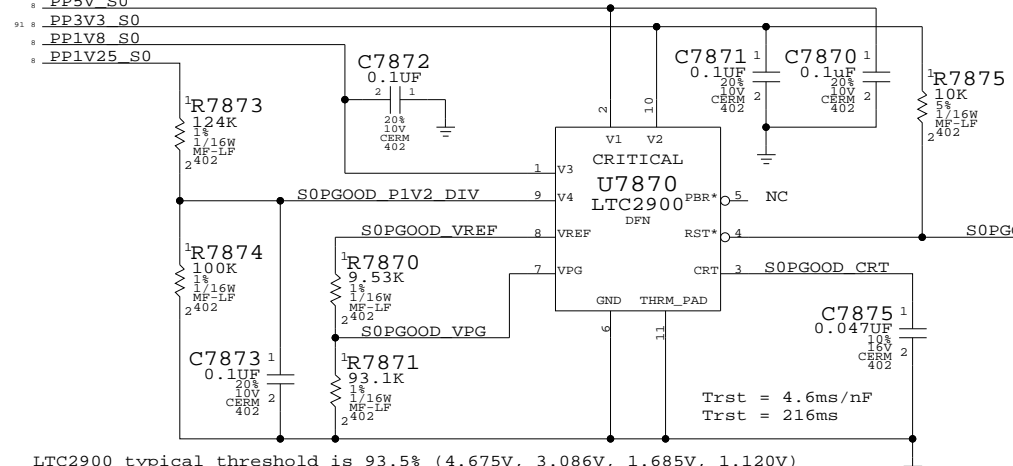
PP1V2_GPU needs to ramp first via RC control

Fast wake glitch filter. Should not be necessary to stuff if GPU supplies and PG0OD revalidate before 99ms SMC timer expires.

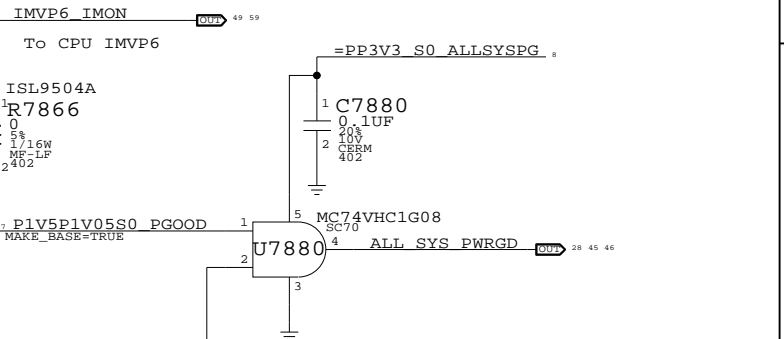


NOTE: 0.9V/2.5V is not checked! Other S0 Rails PWRGD Circuit

Does not include GFX rails



LTC2900 typical threshold is 93.5% (4.675V, 3.086V, 1.685V, 1.120V)

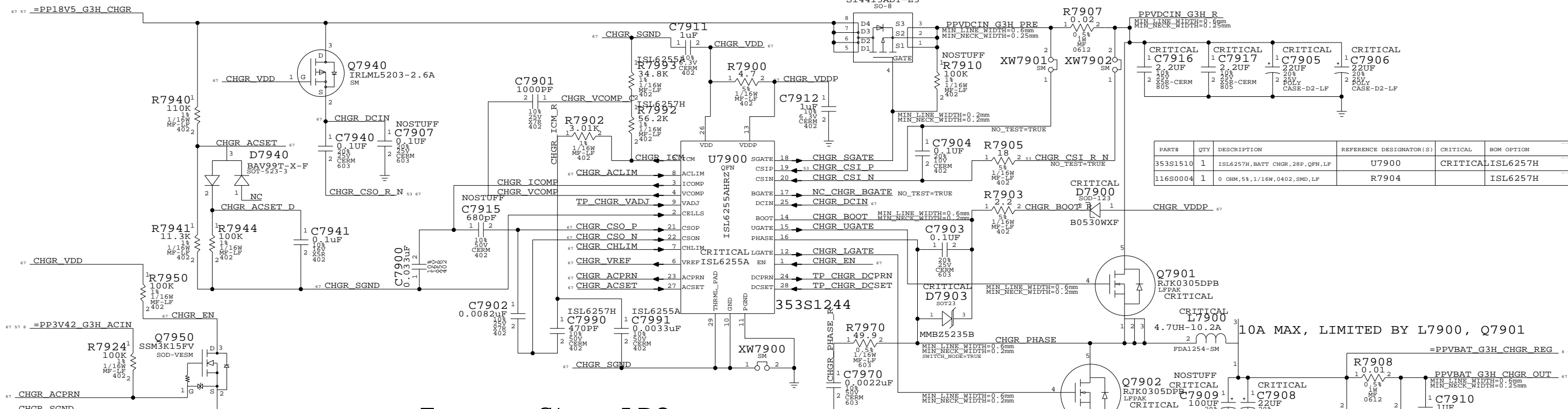


3.425V G3Hot Supply & Power Control
 SYNC_MASTER=M75_MLB SYNC_DATE=04/02/2007

NOTICE OF PROPRIETARY PROPERTY
 THE INFORMATION CONTAINED HEREIN IS THE PROPRIETARY PROPERTY OF APPLE COMPUTER, INC. THE POSSESSOR AGREES TO THE FOLLOWING:
 I TO MAINTAIN THE DOCUMENT IN CONFIDENCE
 II NOT TO REPRODUCE OR COPY IT
 III NOT TO REVEAL OR PUBLISH IN WHOLE OR PART

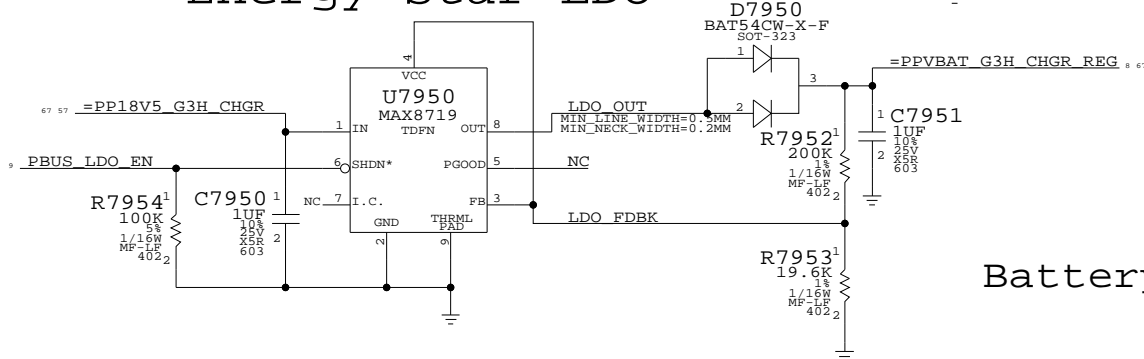
APPLE COMPUTER INC.	SIZE	DRAWING NUMBER	REV.
	D	051-7261	A.0.0
SCALE	SHT	OF	REV.
NONE	66	92	

PBus Supply & Battery Charger



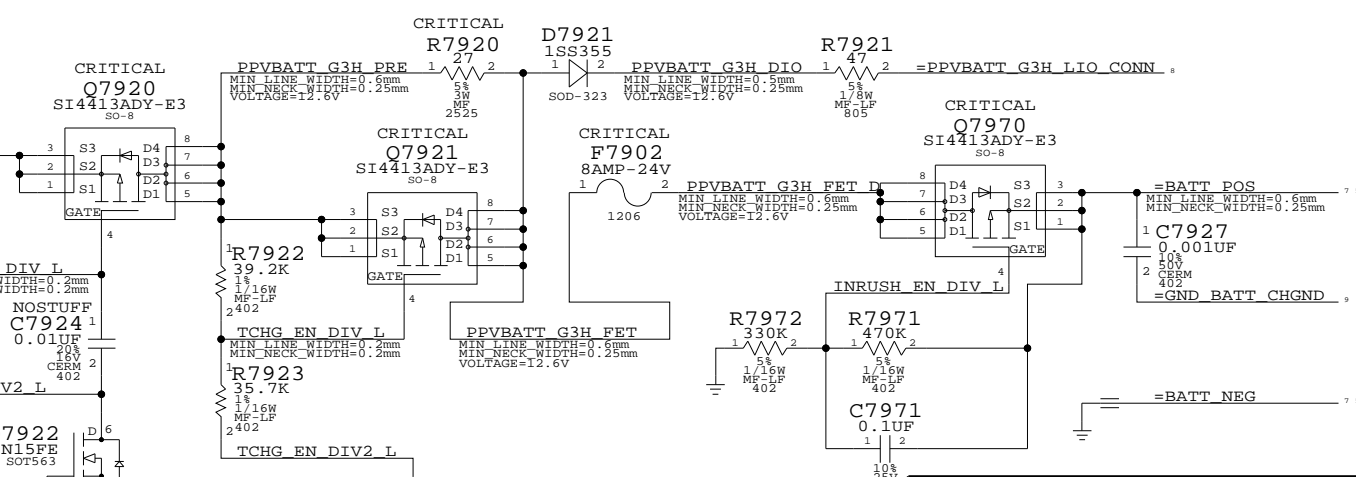
PART#	QTY	DESCRIPTION	REFERENCE DESIGNATOR(S)	CRITICAL	BOM OPTION
353S1510	1	ISL6257H, BATT CHGR, 28P, QFN, LF	U7900	CRITICAL	ISL6257H
116S0004	1	0 OHM, 5%, 1/16W, 0402, SMD, LF	R7904		ISL6257H

Energy Star LDO

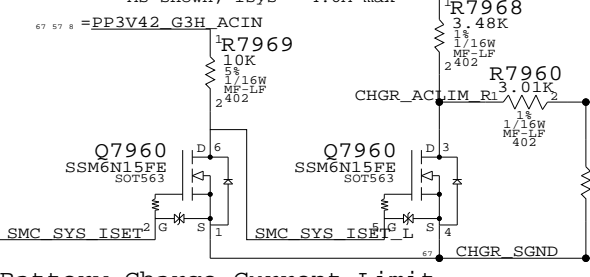


VOLTAGE FOLLOWER GUARANTEES CURRENT LIMIT CIRCUITS ARE PROVIDED WITH SUFFICIENT CURRENT WITHOUT SINKING CURRENT FROM VREF.

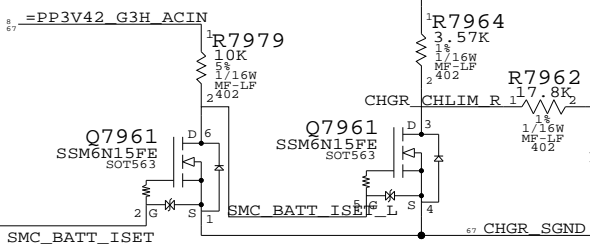
Battery Charge FETs



Adapter Input Current Limit



Battery Charge Current Limit



PBus Supply & Batt. Charger
 SYNC_MASTER=M75_LIO SYNC_DATE=03/08/2007
NOTICE OF PROPRIETARY PROPERTY
 THE INFORMATION CONTAINED HEREIN IS THE PROPRIETARY PROPERTY OF APPLE COMPUTER, INC. THE POSSESSOR AGREES TO THE FOLLOWING:
 I TO MAINTAIN THE DOCUMENT IN CONFIDENCE
 II NOT TO REPRODUCE OR COPY IT
 III NOT TO REVEAL OR PUBLISH IN WHOLE OR PART

APPLE COMPUTER INC.	SIZE	DRAWING NUMBER	REV.
	D	051-7261	A.0.0
SCALE	SHEET	OF	
NONE	67	92	

Page Notes

Power aliases required by this page:

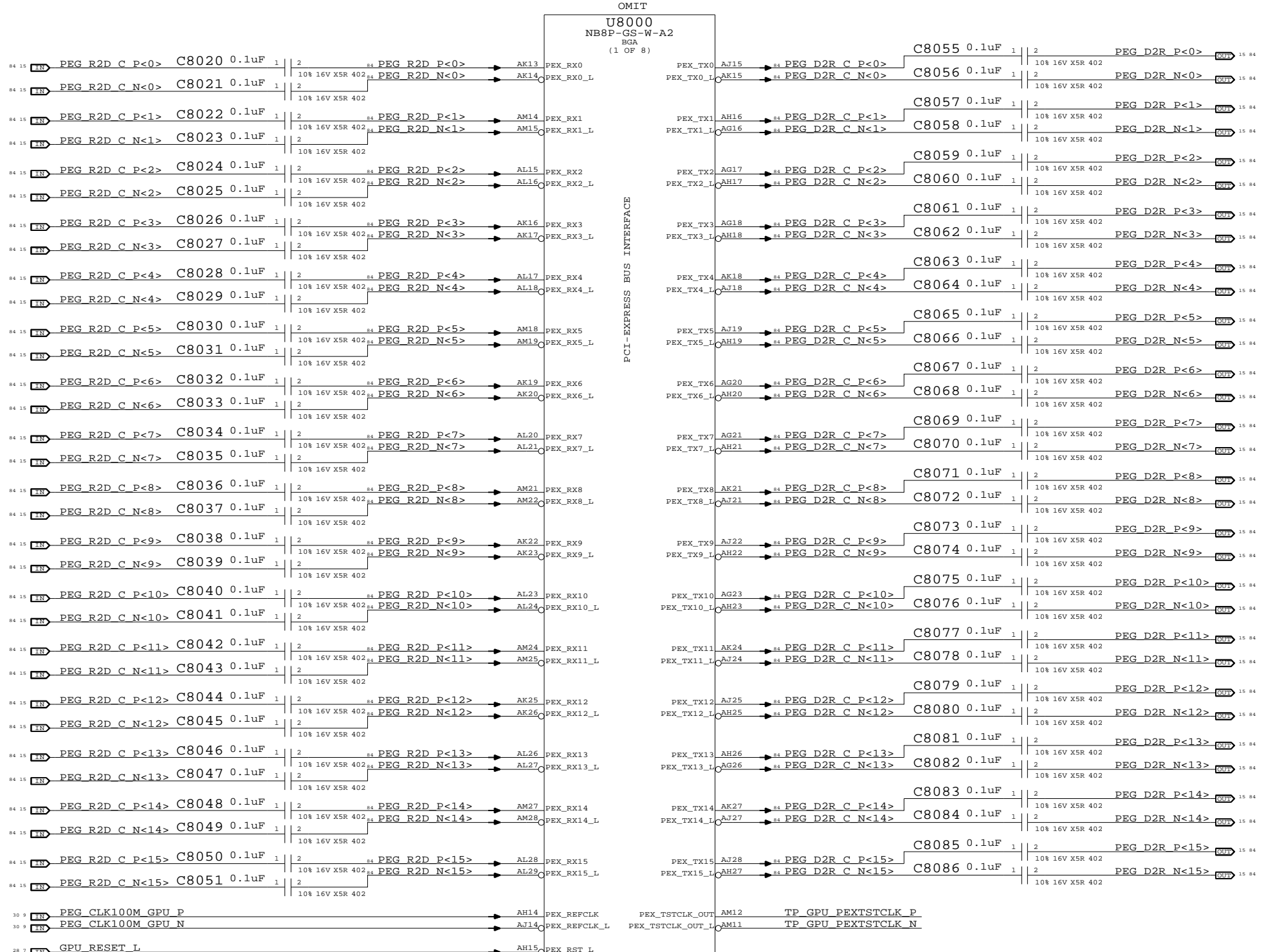
- =PP1V2_GPU_PEX_PLLXVDD
- =PP1V2_GPU_PEX_IOVDDQ
- =PP1V2_GPU_PEX_IOVDD

Signal aliases required by this page:

(NONE)

BOM options provided by this page:

(NONE)



NV G84M PCI-E
 SYNC_MASTER=M75_MLB SYNC_DATE=03/19/2007

NOTICE OF PROPRIETARY PROPERTY
 THE INFORMATION CONTAINED HEREIN IS THE PROPRIETARY PROPERTY OF APPLE COMPUTER, INC. THE POSSESSOR AGREES TO THE FOLLOWING
 I TO MAINTAIN THE DOCUMENT IN CONFIDENCE
 II NOT TO REPRODUCE OR COPY IT
 III NOT TO REVEAL OR PUBLISH IN WHOLE OR PART

APPLE COMPUTER INC.	SIZE	DRAWING NUMBER	REV.
	D	051-7261	A.0.0
SCALE	SHT	OF	REV.
NONE	68	92	

Page Notes

Power aliases required by this page:

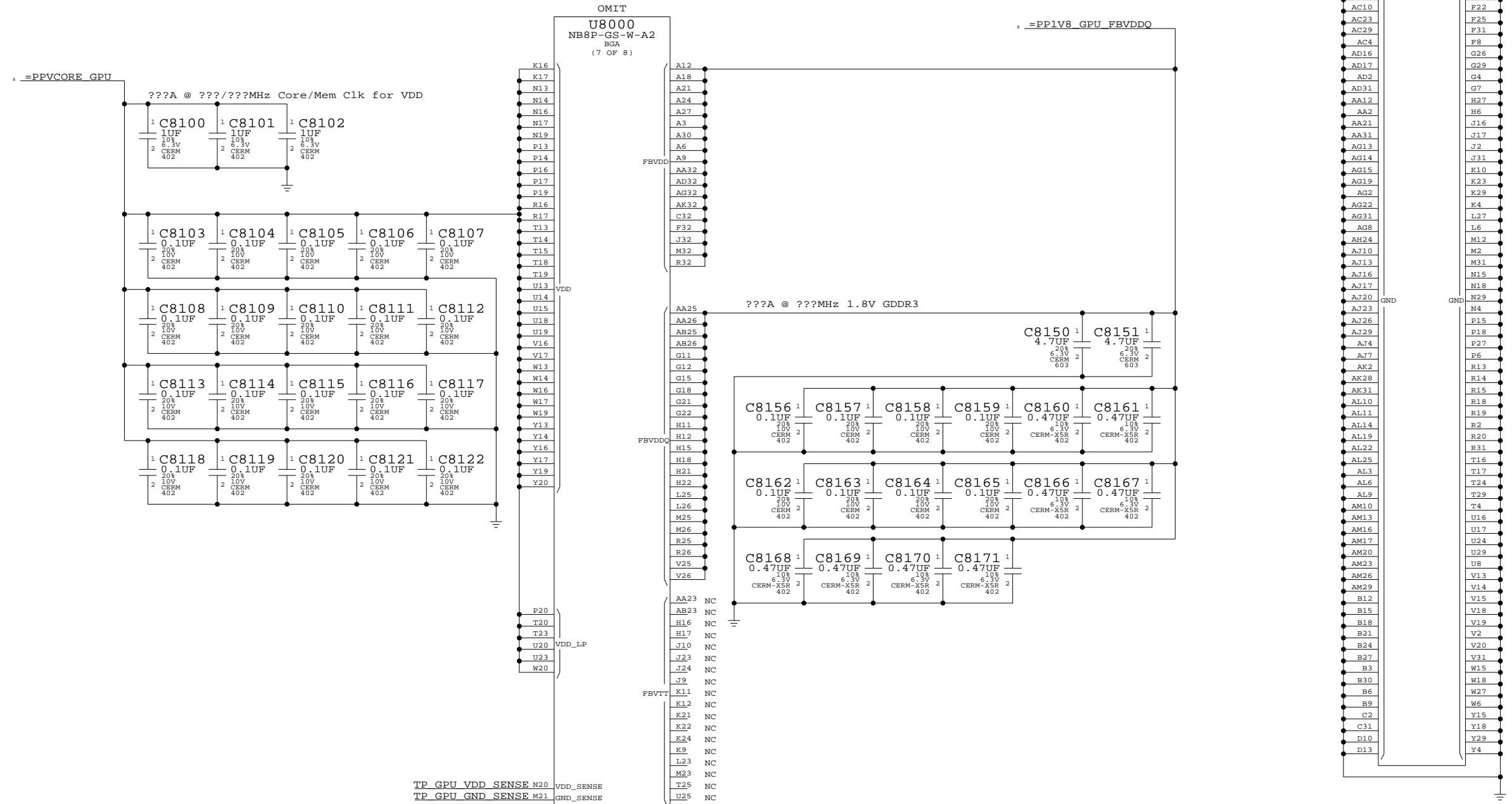
- =PPVCORE_GPU
- =PP1V8_GPU_FBVDQ

Signal aliases required by this page:

(NONE)

BOM options provided by this page:

(NONE)



NV G84M Core/FB Power

SYNC_MASTER=M75_MLB SYNC_DATE=03/19/2007

NOTICE OF PROPRIETARY PROPERTY

THE INFORMATION CONTAINED HEREIN IS THE PROPRIETARY PROPERTY OF APPLE COMPUTER, INC. THE POSSESSOR AGREES TO THE FOLLOWING
 I TO MAINTAIN THE DOCUMENT IN CONFIDENCE
 II NOT TO REPRODUCE OR COPY IT
 III NOT TO REVEAL OR PUBLISH IN WHOLE OR PART


APPLE COMPUTER INC.	SIZE	DRAWING NUMBER	REV.
	D	051-7261	A.0.0
SCALE	NONE	SHT	69 OF 92

Page Notes

Power aliases required by this page:
 - =PP1V2_GPU_FBLLAVDD
 - =PP1V8_GPU_FBIO

Signal aliases required by this page:
 (NONE)

BOM options provided by this page:
 (NONE)

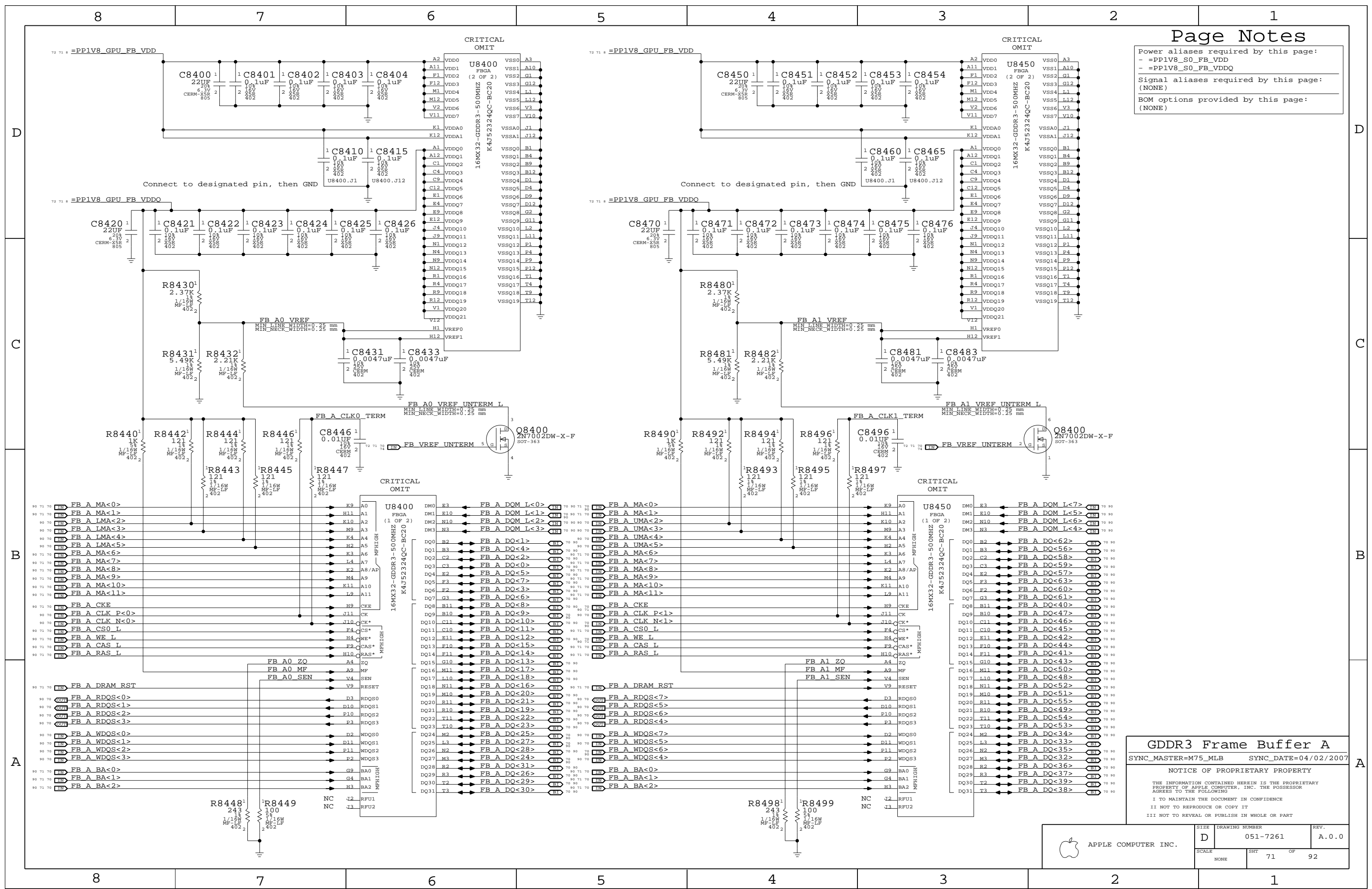


NV G84M Frame Buffer I/F
 SYNC_MASTER=M75_MLB SYNC_DATE=03/19/2007

NOTICE OF PROPRIETARY PROPERTY
 THE INFORMATION CONTAINED HEREIN IS THE PROPRIETARY PROPERTY OF APPLE COMPUTER, INC. THE POSSESSOR AGREES TO THE FOLLOWING
 I TO MAINTAIN THE DOCUMENT IN CONFIDENCE
 II NOT TO REPRODUCE OR COPY IT
 III NOT TO REVEAL OR PUBLISH IN WHOLE OR PART

APPLE COMPUTER INC.	SIZE D	DRAWING NUMBER 051-7261	REV. A.0.0
	SCALE NONE	SHEET 70	OF 92

Power aliases required by this page:
- =PP1V8_S0_FB_VDD
- =PP1V8_S0_FB_VDDQ
Signal aliases required by this page:
(NONE)
BOM options provided by this page:
(NONE)




GDDR3 Frame Buffer A
SYNC_MASTER=M75_MLB SYNC_DATE=04/02/2007

NOTICE OF PROPRIETARY PROPERTY
THE INFORMATION CONTAINED HEREIN IS THE PROPRIETARY PROPERTY OF APPLE COMPUTER, INC. THE POSSESSOR AGREES TO THE FOLLOWING
I TO MAINTAIN THE DOCUMENT IN CONFIDENCE
II NOT TO REPRODUCE OR COPY IT
III NOT TO REVEAL OR PUBLISH IN WHOLE OR PART

APPLE COMPUTER INC.	SIZE	DRAWING NUMBER	REV.
	D	051-7261	A.0.0
SCALE	SHT	OF	
NONE	71	92	

Power aliases required by this page:
- =PP1V8_S0_FB_VDD
- =PP1V8_S0_FB_VDDQ
Signal aliases required by this page:
(NONE)
BOM options provided by this page:
(NONE)



GDDR3 Frame Buffer B

SYNC_MASTER=M75_MLB SYNC_DATE=04/02/2007

NOTICE OF PROPRIETARY PROPERTY

THE INFORMATION CONTAINED HEREIN IS THE PROPRIETARY PROPERTY OF APPLE COMPUTER, INC. THE POSSESSOR AGREES TO THE FOLLOWING
I TO MAINTAIN THE DOCUMENT IN CONFIDENCE
II NOT TO REPRODUCE OR COPY IT
III NOT TO REVEAL OR PUBLISH IN WHOLE OR PART

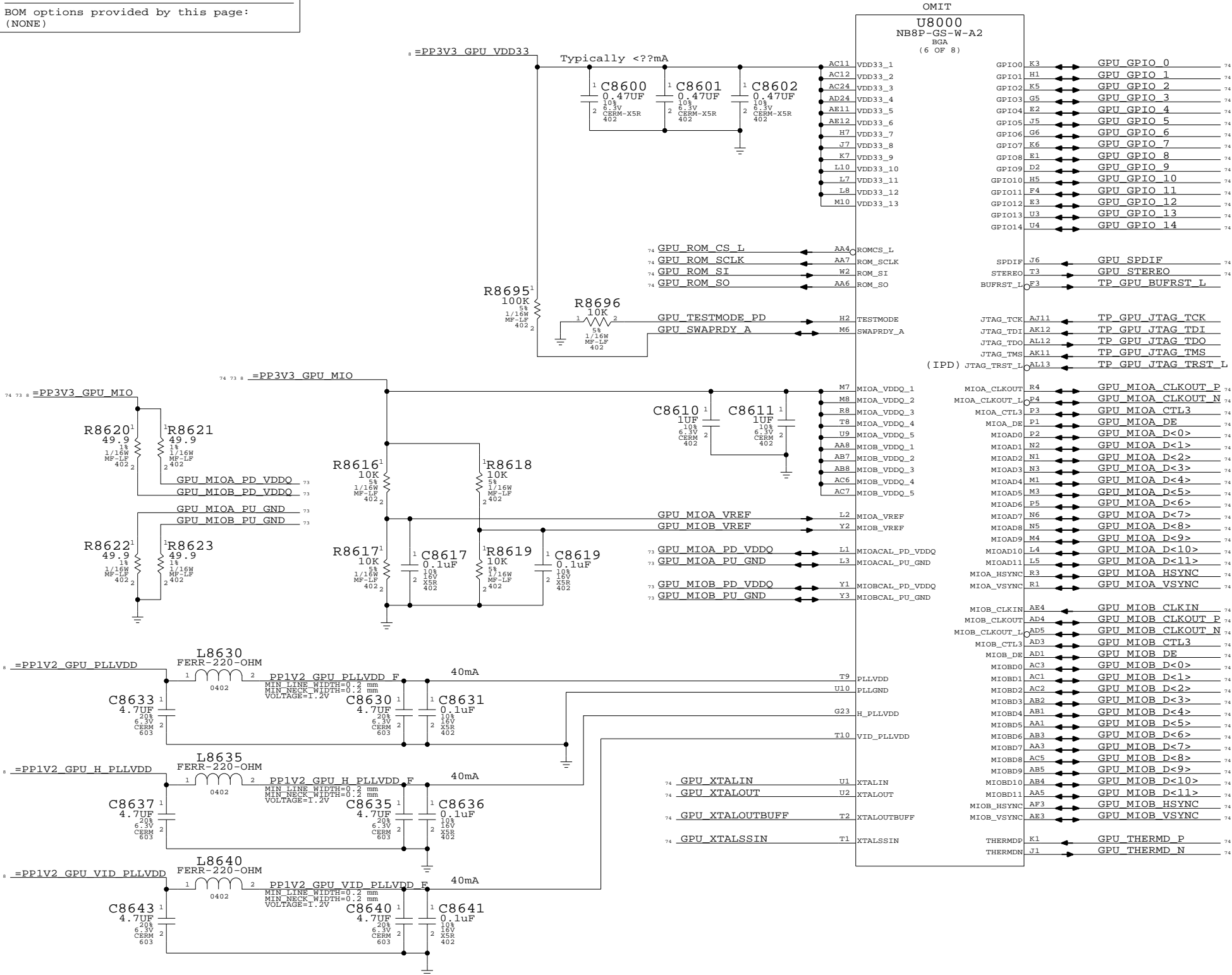
APPLE COMPUTER INC.	SIZE	DRAWING NUMBER	REV.
	D	051-7261	A.0.0
SCALE	SHT	OF	
NONE	72	92	

Page Notes

Power aliases required by this page:
 - =PP3V3_GPU_VDD33
 - =PP3V3_GPU_MIO
 - =PP1V2_GPU_PLLVDD
 - =PP1V2_GPU_H_PLLVDD
 - =PP1V2_GPU_VID_PLLVDD

Signal aliases required by this page:
 (NONE)

BOM options provided by this page:
 (NONE)



OMIT

U8000
NB8P-GS-W-A2
BGA
(6 OF 8)

GPIO0	K3	GPU GPIO 0	74
GPIO1	H1	GPU GPIO 1	74
GPIO2	K5	GPU GPIO 2	74
GPIO3	G5	GPU GPIO 3	74
GPIO4	E2	GPU GPIO 4	74
GPIO5	J5	GPU GPIO 5	74
GPIO6	G6	GPU GPIO 6	74
GPIO7	K6	GPU GPIO 7	74
GPIO8	E1	GPU GPIO 8	74
GPIO9	D2	GPU GPIO 9	74
GPIO10	H5	GPU GPIO 10	74
GPIO11	F4	GPU GPIO 11	74
GPIO12	E3	GPU GPIO 12	74
GPIO13	U3	GPU GPIO 13	74
GPIO14	U4	GPU GPIO 14	74
SPDIP	J6	GPU SPDIF	74
STEREO	T3	GPU STEREO	74
BUFRST_L	F3	TP GPU BUFRST L	74
JTAG_TCK	AJ11	TP GPU JTAG TCK	74
JTAG_TDI	AK12	TP GPU JTAG TDI	74
JTAG_TDO	AL12	TP GPU JTAG TDO	74
JTAG_TMS	AK11	TP GPU JTAG TMS	74
(IPD) JTAG_TRST_L	AL13	TP GPU JTAG TRST L	74
MIOA_CLKOUT_P	R4	GPU MIOA CLKOUT P	74
MIOA_CLKOUT_N	P4	GPU MIOA CLKOUT N	74
MIOA_CTL3	P3	GPU MIOA CTL3	74
MIOA_DE	P1	GPU MIOA DE	74
MIOA_D0	P2	GPU MIOA D<0>	74
MIOA_D1	N2	GPU MIOA D<1>	74
MIOA_D2	N1	GPU MIOA D<2>	74
MIOA_D3	N3	GPU MIOA D<3>	74
MIOA_D4	M1	GPU MIOA D<4>	74
MIOA_D5	M3	GPU MIOA D<5>	74
MIOA_D6	P5	GPU MIOA D<6>	74
MIOA_D7	N6	GPU MIOA D<7>	74
MIOA_D8	N5	GPU MIOA D<8>	74
MIOA_D9	M4	GPU MIOA D<9>	74
MIOA_D10	L4	GPU MIOA D<10>	74
MIOA_D11	L5	GPU MIOA D<11>	74
MIOA_HSYNC	R3	GPU MIOA HSYNC	74
MIOA_VSYNC	R1	GPU MIOA VSYNC	74
MIOB_CLKIN	AE4	GPU MIOB CLKIN	74
MIOB_CLKOUT_P	AD4	GPU MIOB CLKOUT P	74
MIOB_CLKOUT_N	AD5	GPU MIOB CLKOUT N	74
MIOB_CTL3	AD3	GPU MIOB CTL3	74
MIOB_DE	AD1	GPU MIOB DE	74
MIOB_D0	AC3	GPU MIOB D<0>	74
MIOB_D1	AC1	GPU MIOB D<1>	74
MIOB_D2	AC2	GPU MIOB D<2>	74
MIOB_D3	AB2	GPU MIOB D<3>	74
MIOB_D4	AB1	GPU MIOB D<4>	74
MIOB_D5	AA1	GPU MIOB D<5>	74
MIOB_D6	AB3	GPU MIOB D<6>	74
MIOB_D7	AA3	GPU MIOB D<7>	74
MIOB_D8	AC5	GPU MIOB D<8>	74
MIOB_D9	AB5	GPU MIOB D<9>	74
MIOB_D10	AB4	GPU MIOB D<10>	74
MIOB_D11	AA5	GPU MIOB D<11>	74
MIOB_HSYNC	AF3	GPU MIOB HSYNC	74
MIOB_VSYNC	AE3	GPU MIOB VSYNC	74
THERMDP	K1	GPU THERMD P	74
THERMDN	J1	GPU THERMD N	74

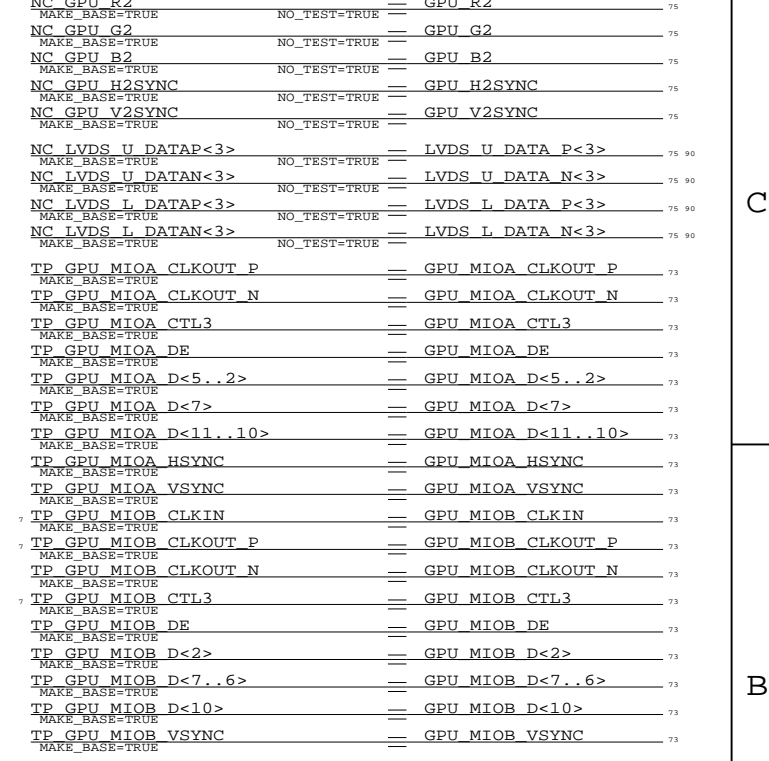
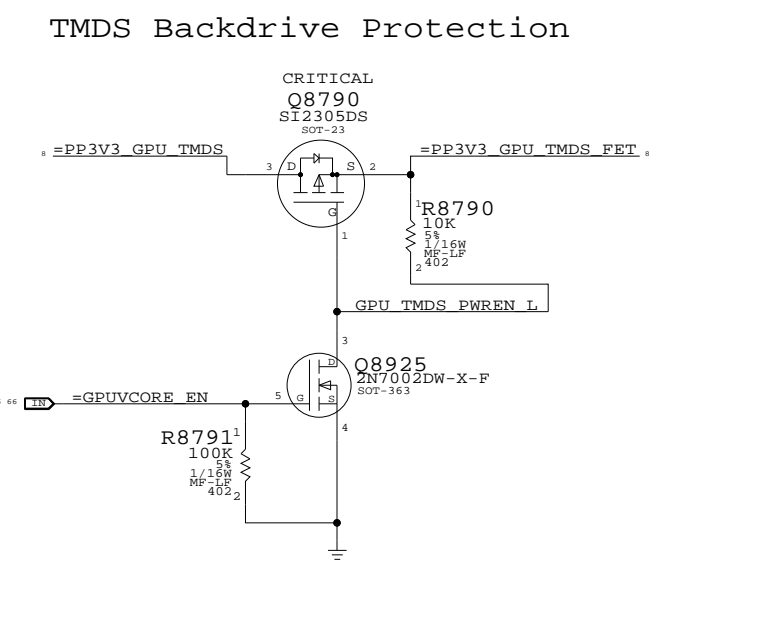
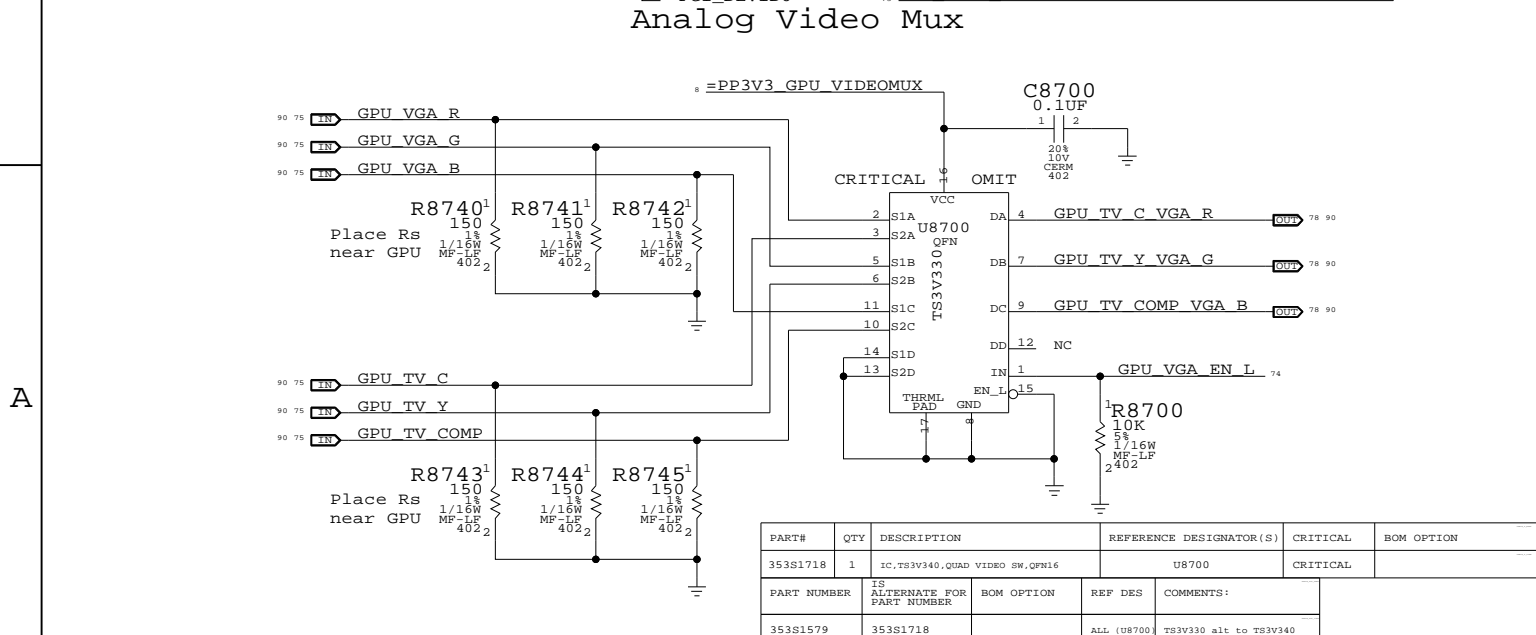
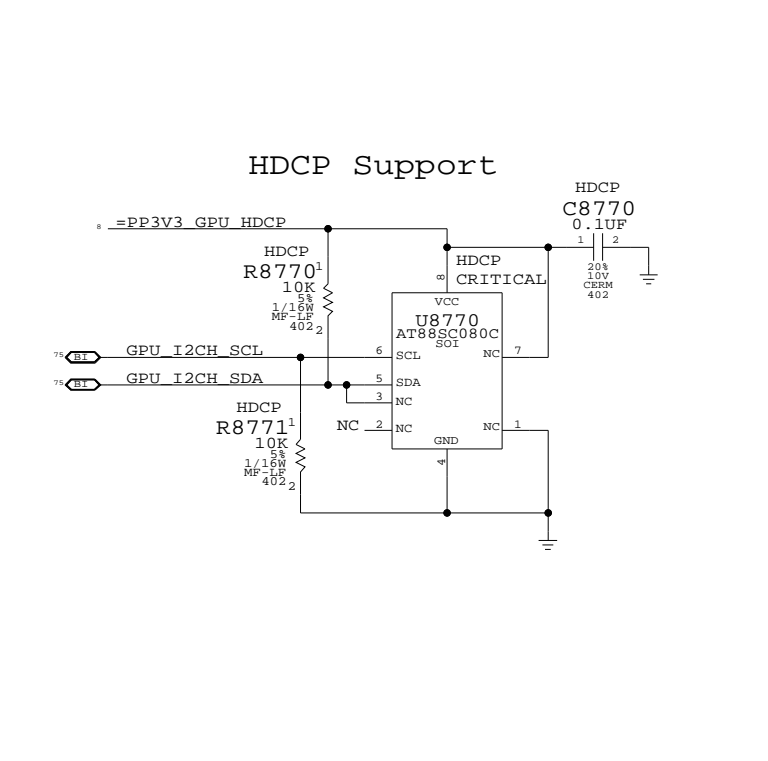
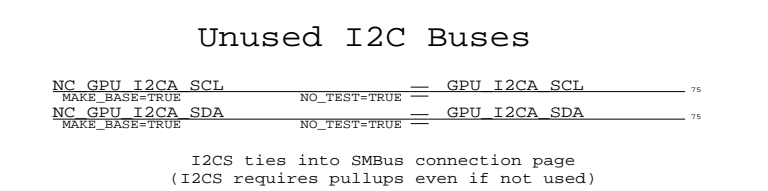
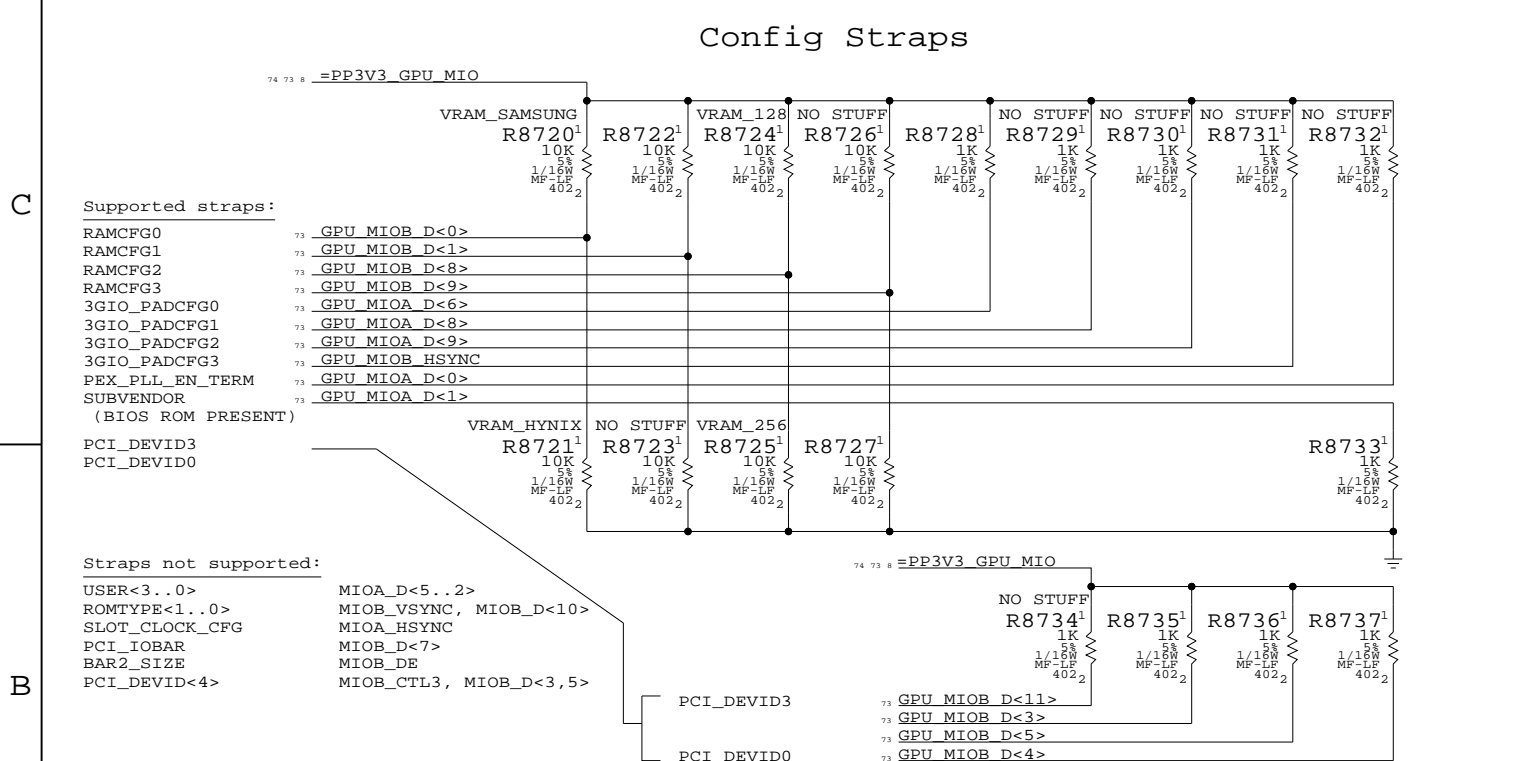

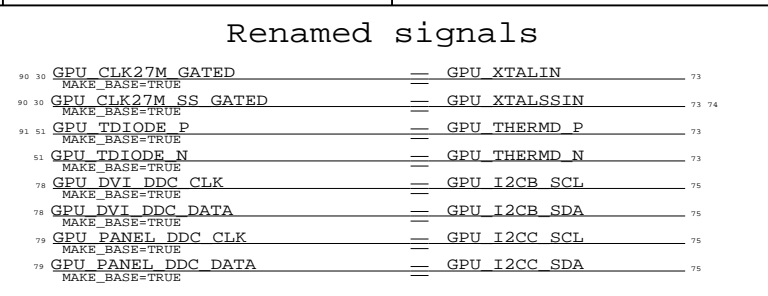
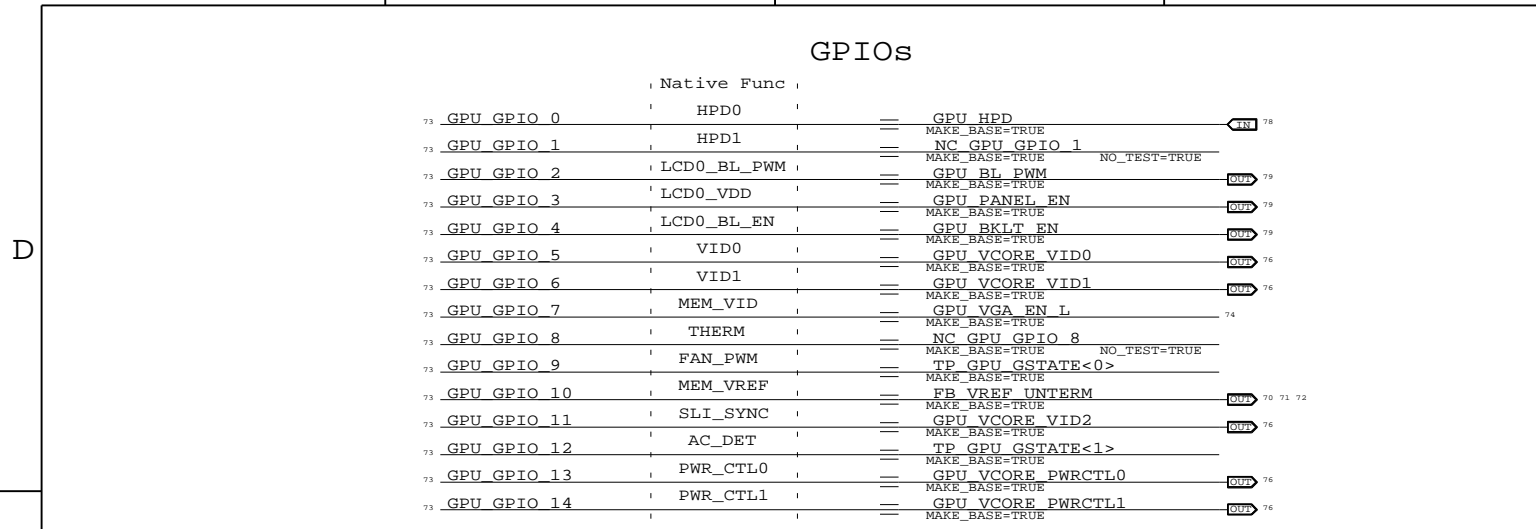
NV G84M GPIO/MIO/Misc

SYNC_MASTER=M75_MLB SYNC_DATE=03/19/2007

NOTICE OF PROPRIETARY PROPERTY

THE INFORMATION CONTAINED HEREIN IS THE PROPRIETARY PROPERTY OF APPLE COMPUTER, INC. THE POSSESSOR AGREES TO THE FOLLOWING
 I TO MAINTAIN THE DOCUMENT IN CONFIDENCE
 II NOT TO REPRODUCE OR COPY IT
 III NOT TO REVEAL OR PUBLISH IN WHOLE OR PART

APPLE COMPUTER INC.	SIZE	DRAWING NUMBER	REV.
	D	051-7261	A.0.0
SCALE	SHT	OF	REV.
NONE	73	92	



GPU Straps

SYNC_MASTER=M75_MLB SYNC_DATE=04/02/2007

NOTICE OF PROPRIETARY PROPERTY

THE INFORMATION CONTAINED HEREIN IS THE PROPRIETARY PROPERTY OF APPLE COMPUTER, INC. THE POSSESSOR AGREES TO THE FOLLOWING

I TO MAINTAIN THE DOCUMENT IN CONFIDENCE

II NOT TO REPRODUCE OR COPY IT

III NOT TO REVEAL OR PUBLISH IN WHOLE OR PART

SIZE	DRAWING NUMBER	REV.
D	051-7261	A.0.0

SCALE NONE SHEET 74 OF 92

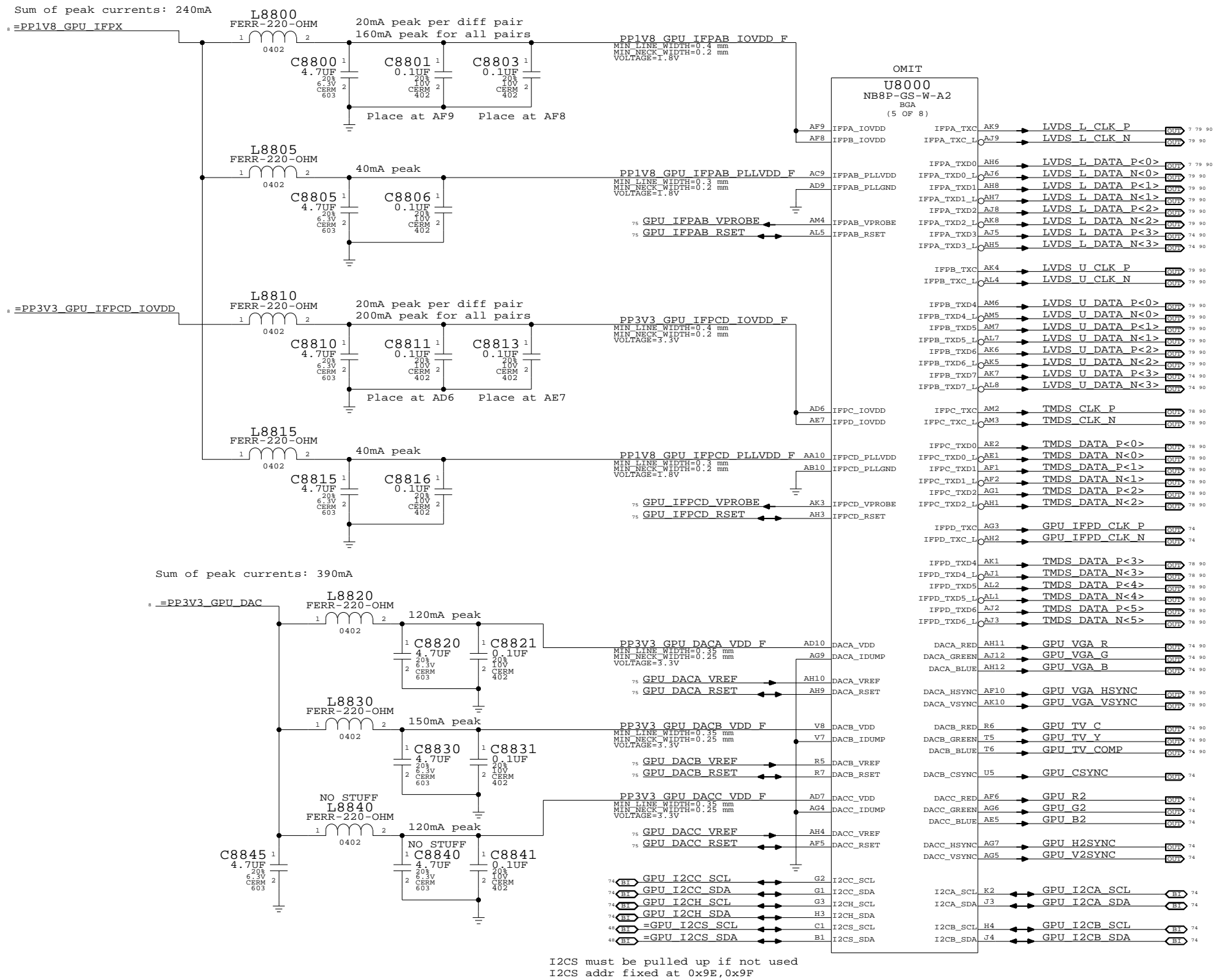
APPLE COMPUTER INC.

Page Notes

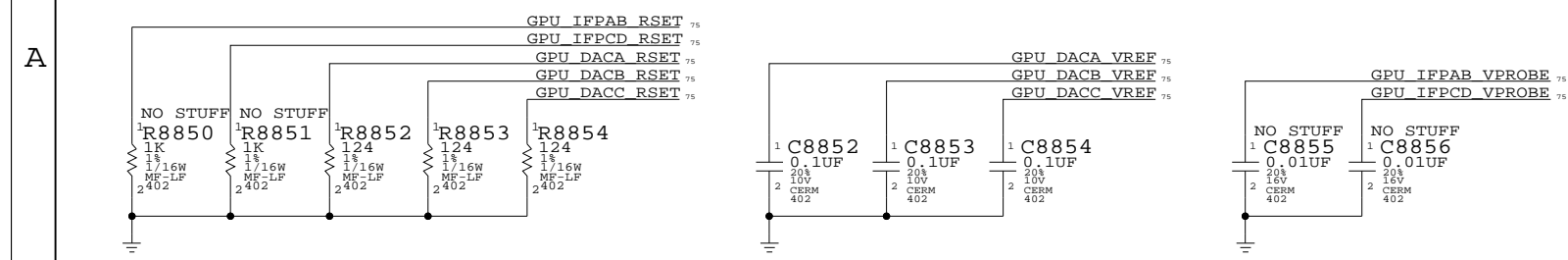
Power aliases required by this page:
 - =PP1V8_GPU_IFPX
 - =PP3V3_GPU_IFPCD_IOVDD
 - =PP3V3_GPU_DAC

Signal aliases required by this page:
 (NONE)

BOM options provided by this page:
 (NONE)



Composite/S-Video	VGA	Component
C	R	Pr
Y	G	Y
Comp	B	Pb



NV G84M Video Interfaces
 SYNC_MASTER=M75_MLB SYNC_DATE=03/19/2007

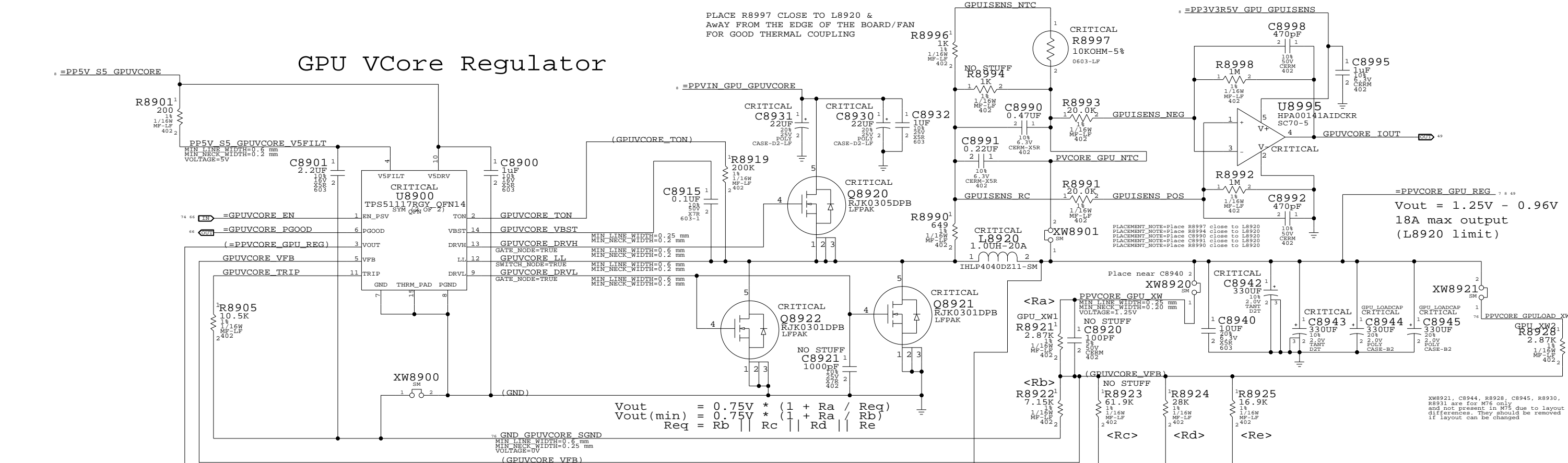
NOTICE OF PROPRIETARY PROPERTY
 THE INFORMATION CONTAINED HEREIN IS THE PROPRIETARY PROPERTY OF APPLE COMPUTER, INC. THE POSSESSOR AGREES TO THE FOLLOWING
 I TO MAINTAIN THE DOCUMENT IN CONFIDENCE
 II NOT TO REPRODUCE OR COPY IT
 III NOT TO REVEAL OR PUBLISH IN WHOLE OR PART

APPLE COMPUTER INC.	SIZE	DRAWING NUMBER	REV.
	D	051-7261	A.0.0
SCALE	NONE	SHT	75 OF 92

GPU VCore Regulator

GPU VCore Current Sense

PLACE R8997 CLOSE TO L8920 & AWAY FROM THE EDGE OF THE BOARD/FAN FOR GOOD THERMAL COUPLING



$$V_{out} = 1.25V - 0.96V$$

$$18A \text{ max output (L8920 limit)}$$

$$V_{out} = 0.75V * (1 + R_a / R_{eq})$$

$$V_{out}(\min) = 0.75V * (1 + R_a / R_b)$$

$$R_{eq} = R_b || R_c || R_d || R_e$$

GPU VCore Setpoints

VID2	VID1	VID0	C	D	E	State
0	0	0	-	-	-	1.050V (rsvd state)
0	0	1	Y	-	-	1.050V (max batt)
0	1	1	Y	Y	-	1.125V (balanced)
1	1	1	Y	Y	Y	1.250V (max perf)

All other states not defined

GPU (G84M) Core Supply

SYNC_MASTER=M75_MLB SYNC_DATE=03/21/2007

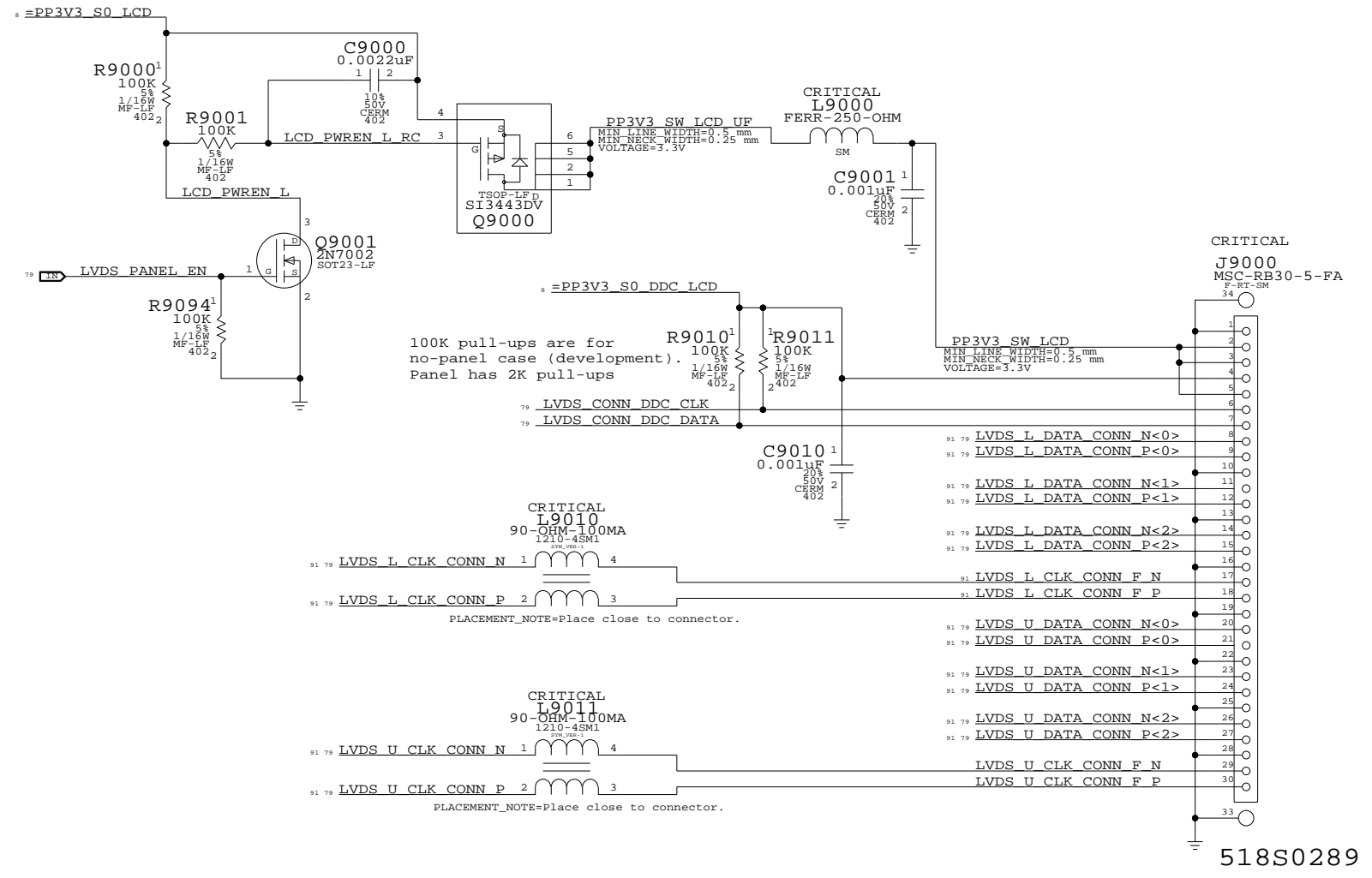
NOTICE OF PROPRIETARY PROPERTY
 THE INFORMATION CONTAINED HEREIN IS THE PROPRIETARY PROPERTY OF APPLE COMPUTER, INC. THE POSSESSOR AGREES TO THE FOLLOWING
 I TO MAINTAIN THE DOCUMENT IN CONFIDENCE
 II NOT TO REPRODUCE OR COPY IT
 III NOT TO REVEAL OR PUBLISH IN WHOLE OR PART

PART#	QTY	DESCRIPTION	REFERENCE DESIGNATOR(S)	CRITICAL	BOM OPTION
11480292	2	RES,5.76K,1%,1/16W,0402,LF	R8921,R8928		GPU_XW3

APPLE COMPUTER INC.

SIZE	D	DRAWING NUMBER	051-7261	REV.	A.0.0
SCALE	NONE	SHT	76	OF	92

LCD (LVDS) INTERFACE

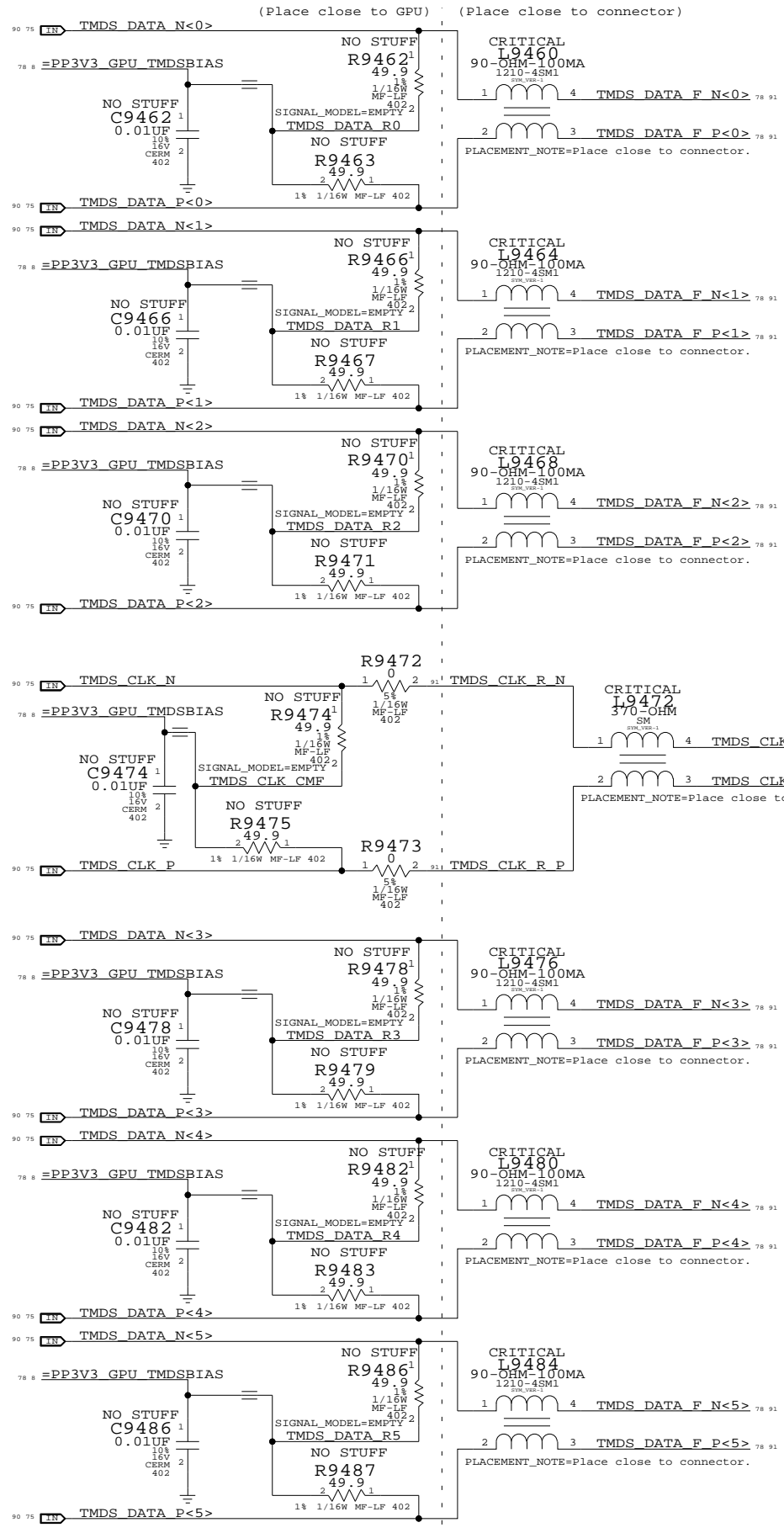


518S0289

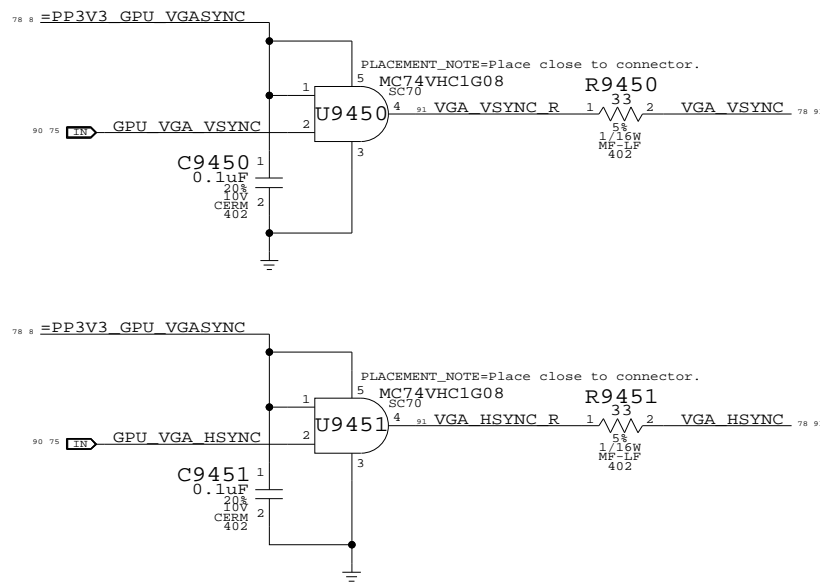
LVDS Display Connector
 SYNC_MASTER=M75_MLB SYNC_DATE=03/19/2007
NOTICE OF PROPRIETARY PROPERTY
 THE INFORMATION CONTAINED HEREIN IS THE PROPRIETARY PROPERTY OF APPLE COMPUTER, INC. THE POSSESSOR AGREES TO THE FOLLOWING
 I TO MAINTAIN THE DOCUMENT IN CONFIDENCE
 II NOT TO REPRODUCE OR COPY IT
 III NOT TO REVEAL OR PUBLISH IN WHOLE OR PART

APPLE COMPUTER INC.	SIZE	DRAWING NUMBER	REV.
	D	051-7261	A.0.0
SCALE	SHT 77 OF 92		
NONE			

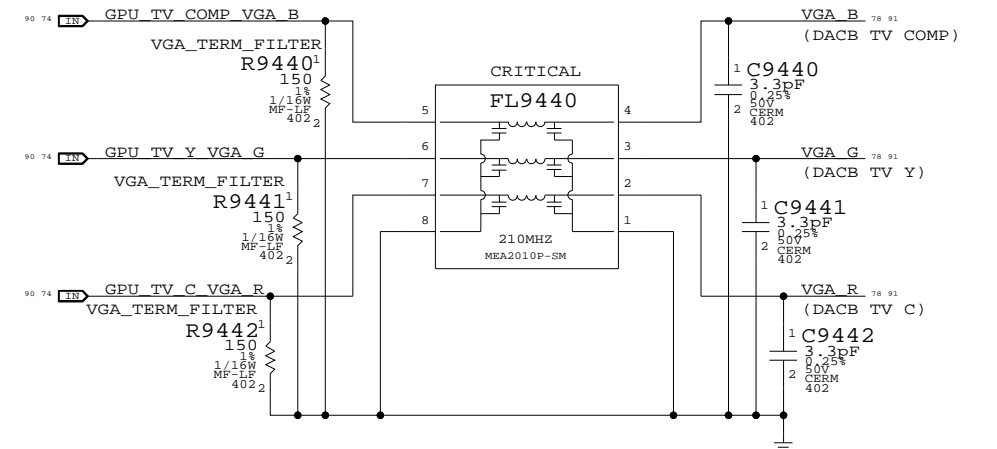
TMDS Filtering



VGA SYNC Buffers

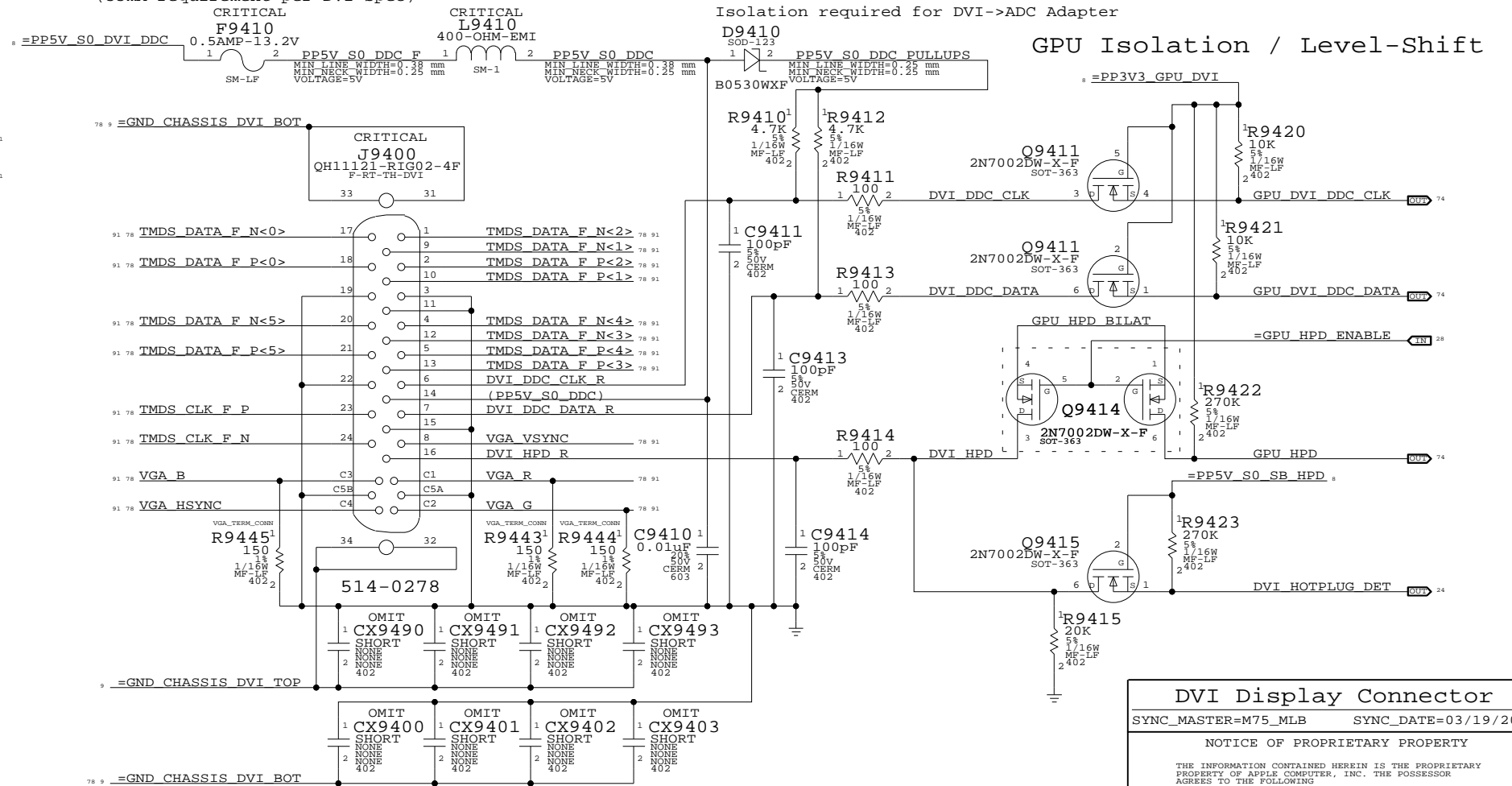


ANALOG FILTERING PLACE CLOSE TO CONNECTOR



DVI INTERFACE

DVI DDC Current Limit (55mA requirement per DVI spec)



DVI Display Connector

SYNC_MASTER=M75_MLB SYNC_DATE=03/19/2007

NOTICE OF PROPRIETARY PROPERTY

THE INFORMATION CONTAINED HEREIN IS THE PROPRIETARY PROPERTY OF APPLE COMPUTER, INC. THE POSSESSOR AGREES TO THE FOLLOWING

I TO MAINTAIN THE DOCUMENT IN CONFIDENCE

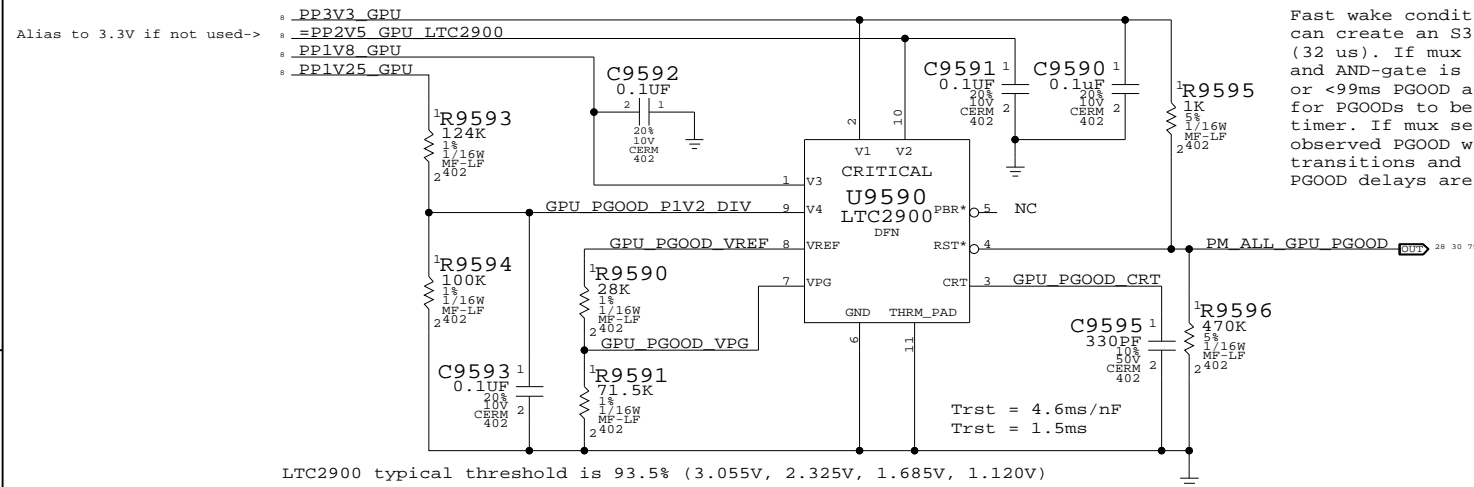
II NOT TO REPRODUCE OR COPY IT

III NOT TO REVEAL OR PUBLISH IN WHOLE OR PART

APPLE COMPUTER INC.	SIZE	DRAWING NUMBER	REV.
	D	051-7261	A.0.0
SCALE	SHEET	OF	
NONE	78	92	

PGOOD Monitor for GPU Rails

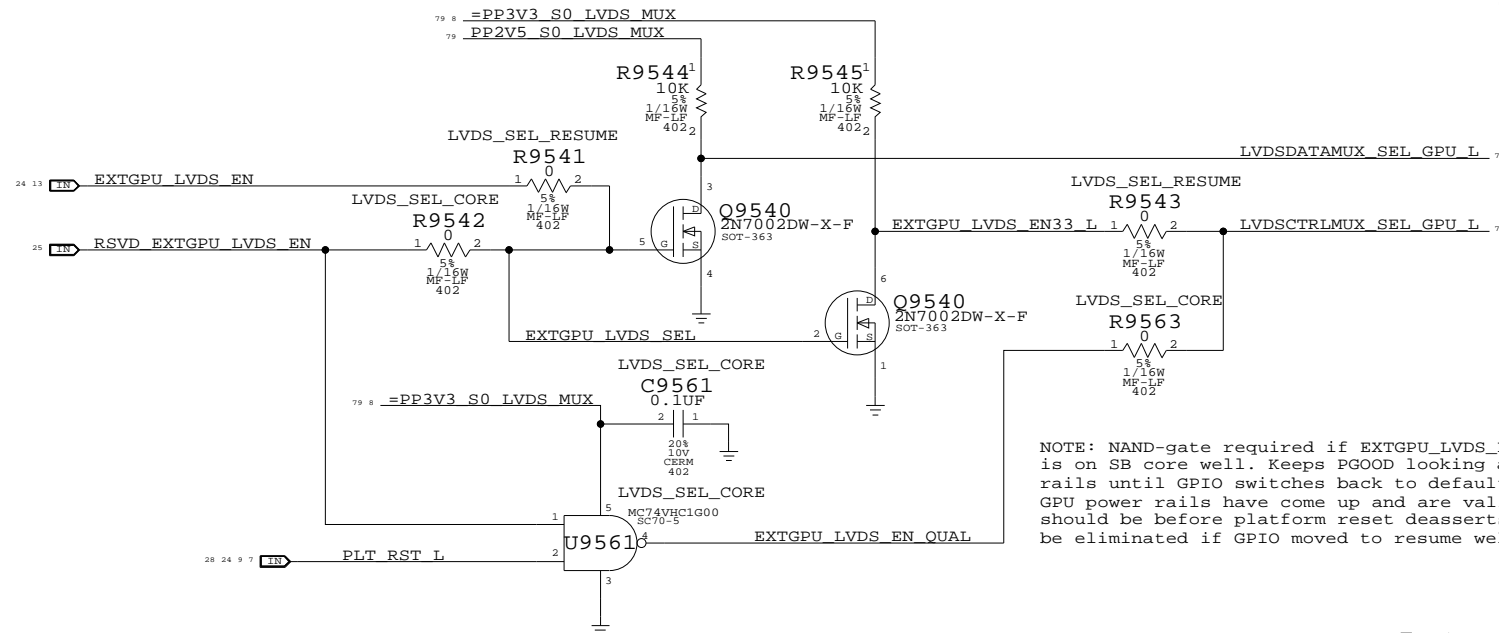
LTC2900 provides programmable reset delay which is required to play nice with ICHx PGOOD circuit



Fast wake condition is worst case. ICHx can create an S3 duration of 1 RTC clock (32 us). If mux select is on core well and AND-gate is implemented, glitch filter or <99ms PGOOD assertion time is required for PGOODs to be valid at end of 99 ms SMC timer. If mux select on resume well, then observed PGOOD will not change during S3 transitions and ICHx will honor whatever PGOOD delays are provided.

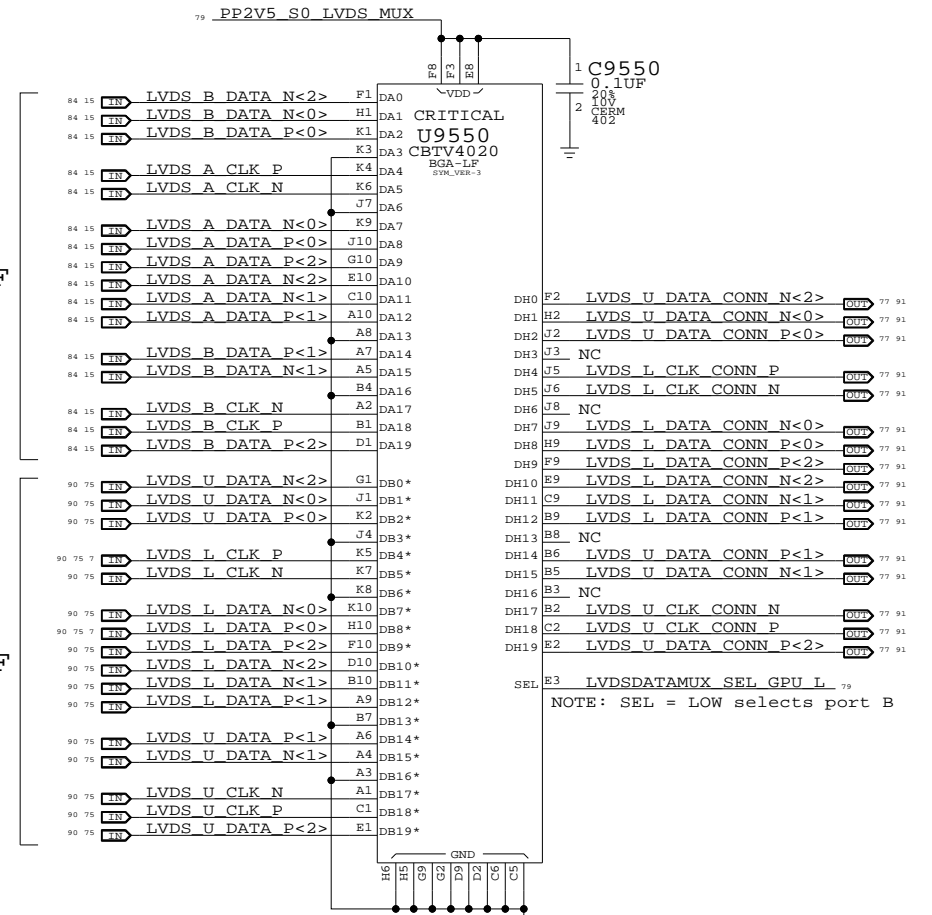
LTC2900 typical threshold is 93.5% (3.055V, 2.325V, 1.685V, 1.120V)

Mux Select Conditioning



NOTE: NAND-gate required if EXTGPU_LVDS_EN GPIO is on SB core well. Keeps PGOOD looking at non-GPU rails until GPIO switches back to default state and GPU power rails have come up and are valid (which should be before platform reset deasserts). Could be eliminated if GPIO moved to resume well.

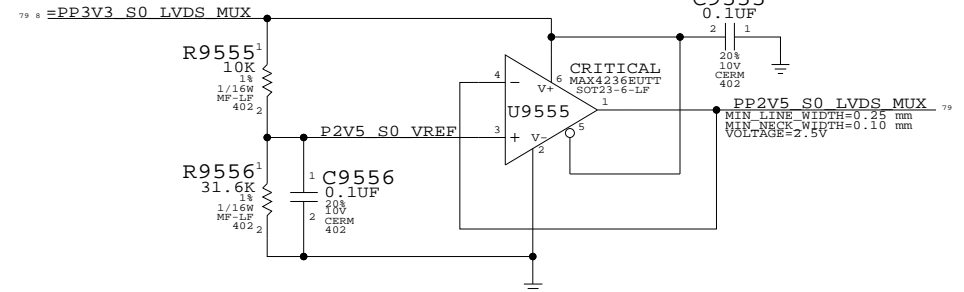
LVDS I/F Mux



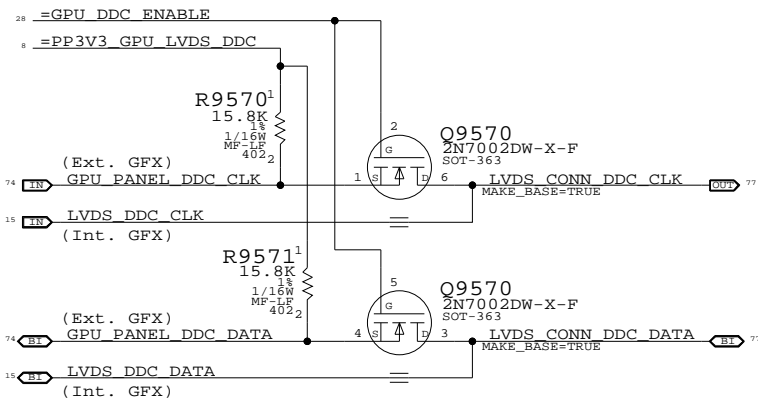
NB LVDS I/F

GPU LVDS I/F

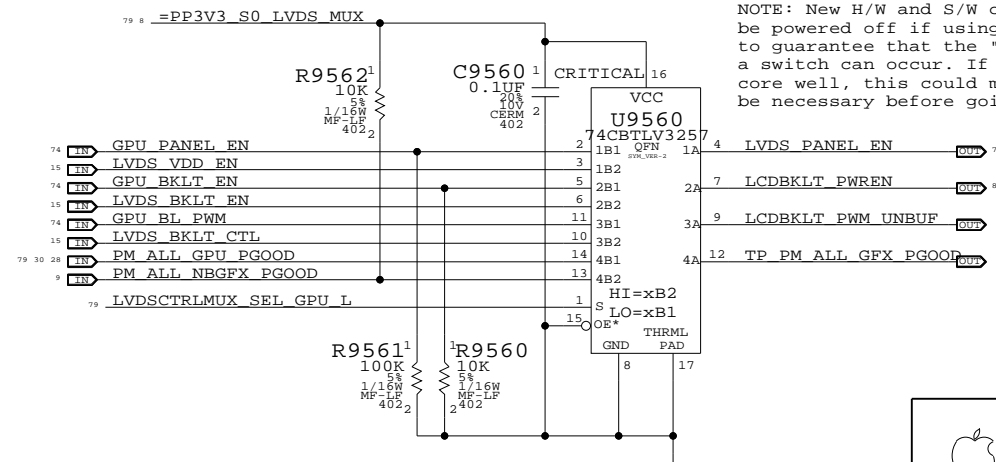
LVDS Data Mux Power Supply



GPU DDC Pass FETs



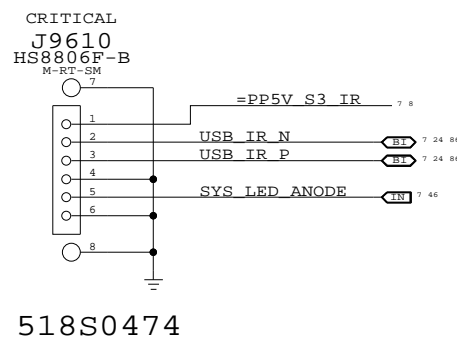
Panel/Backlight Control Mux



NOTE: New H/W and S/W challenge since NB gfx might be powered off if using external GPU. S/W will have to guarantee that the "other" device is ready before a switch can occur. If mux select GPIO is still on a core well, this could mean powering up IG supply will be necessary before going to sleep to keep PGOODs valid.

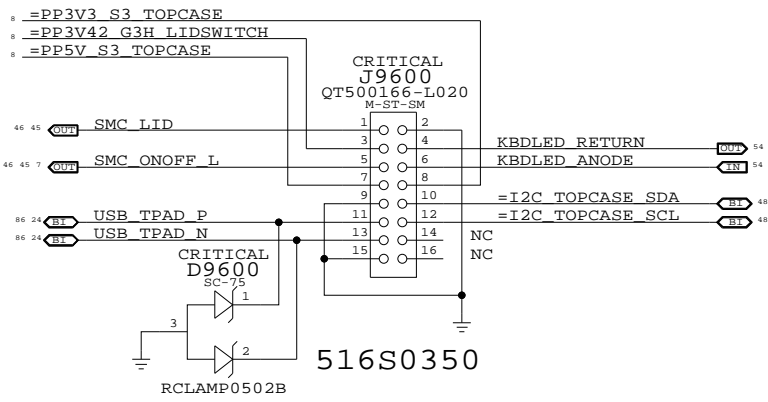
LVDS Interface Mux
 SYNC_MASTER=M75_MLB SYNC_DATE=03/19/2007
 NOTICE OF PROPRIETARY PROPERTY
 THE INFORMATION CONTAINED HEREIN IS THE PROPRIETARY PROPERTY OF APPLE COMPUTER, INC. THE POSSESSOR AGREES TO THE FOLLOWING:
 I TO MAINTAIN THE DOCUMENT IN CONFIDENCE
 II NOT TO REPRODUCE OR COPY IT
 III NOT TO REVEAL OR PUBLISH IN WHOLE OR PART

IR & Sleep LED Connector



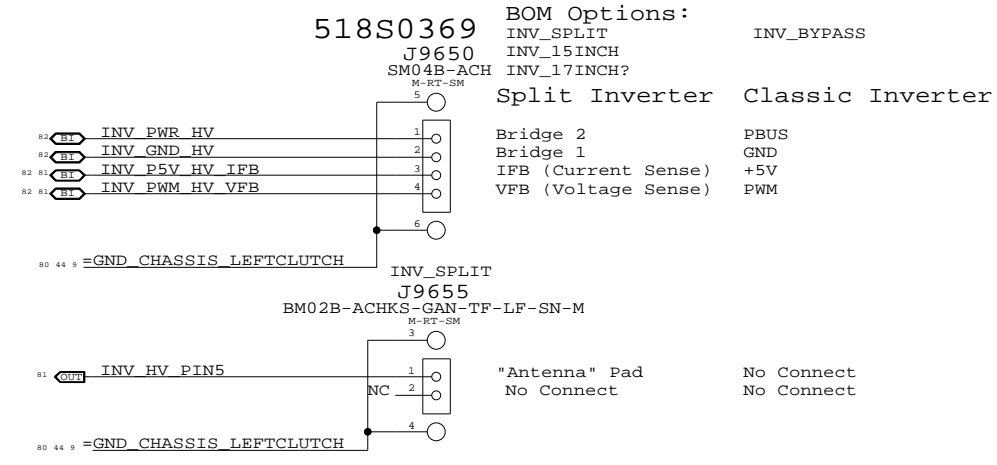
518S0474

Top-Case Connector



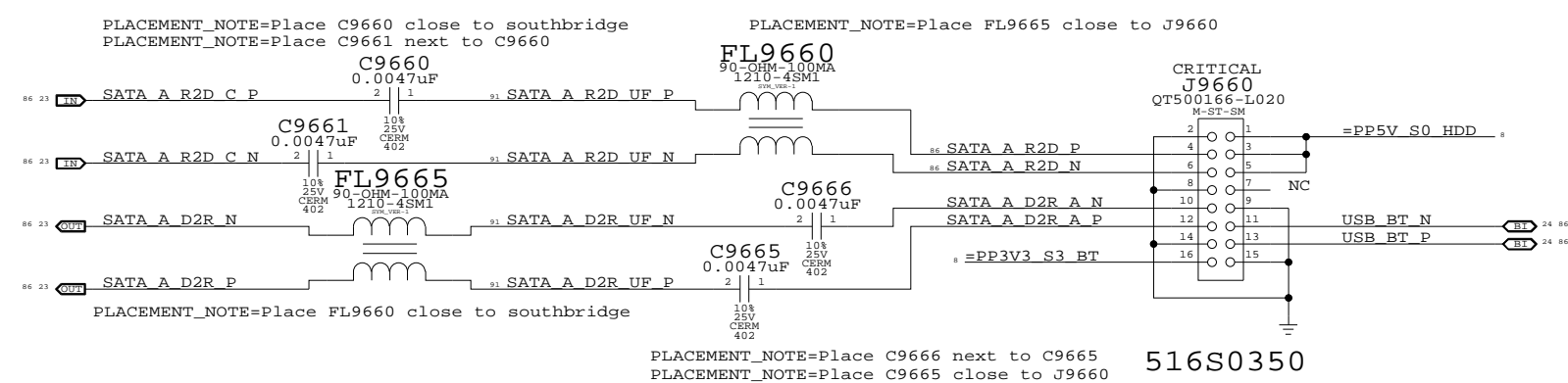
516S0350

Inverter Connectors



518S0487

Bluetooth (M13P) & SATA HDD Flex Connector



516S0350

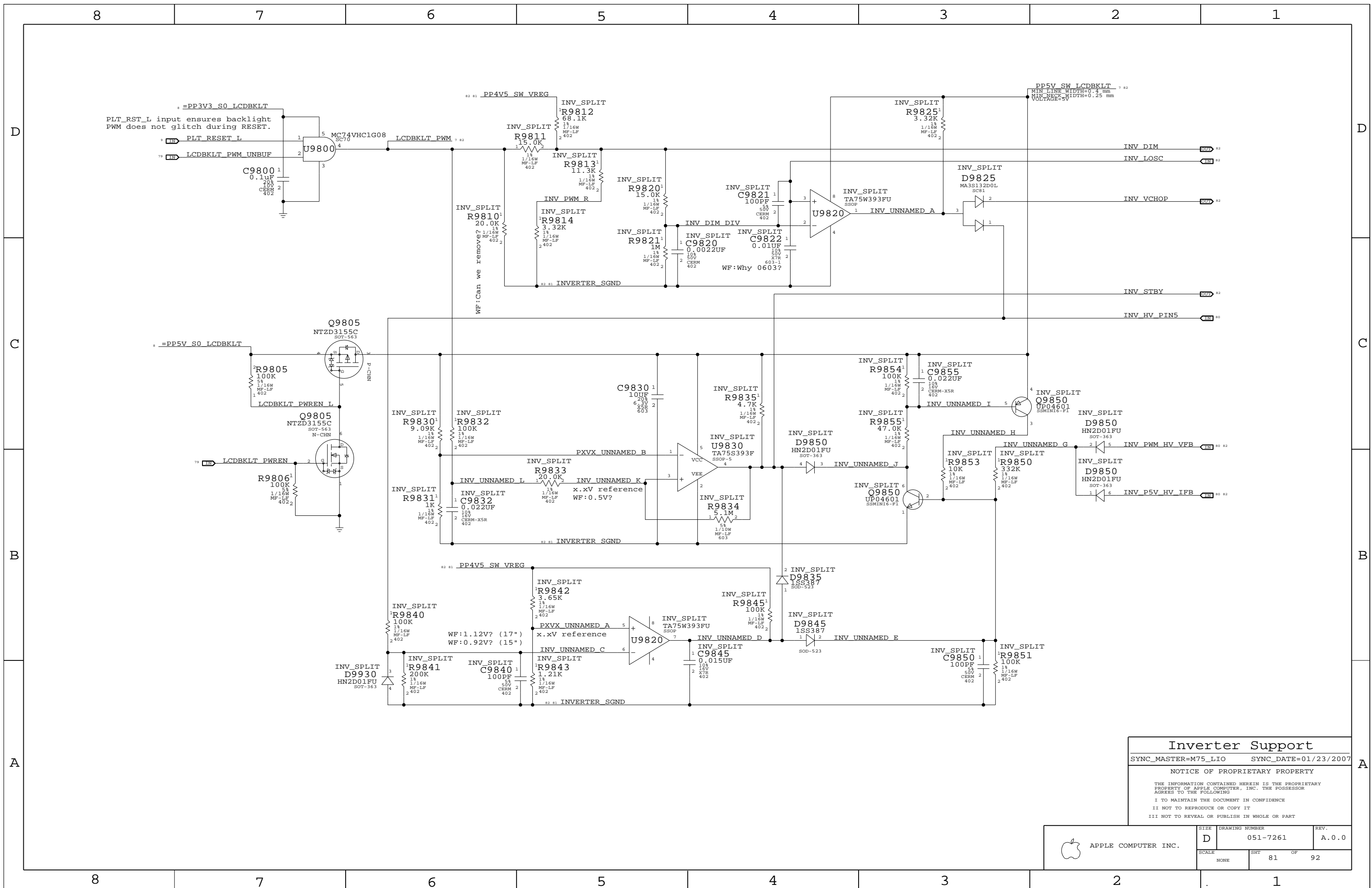
M76 Specific Connectors

SYNC_MASTER=(MASTER) SYNC_DATE=(MASTER)

NOTICE OF PROPRIETARY PROPERTY

THE INFORMATION CONTAINED HEREIN IS THE PROPRIETARY PROPERTY OF APPLE COMPUTER, INC. THE POSSESSOR AGREES TO THE FOLLOWING
 I TO MAINTAIN THE DOCUMENT IN CONFIDENCE
 II NOT TO REPRODUCE OR COPY IT
 III NOT TO REVEAL OR PUBLISH IN WHOLE OR PART

APPLE COMPUTER INC.	SIZE	DRAWING NUMBER	REV.
	D	051-7261	A.0.0
SCALE	SHT	OF	REV.
NONE	80	92	



Inverter Support

SYNC_MASTER=M75_LIO SYNC_DATE=01/23/2007

NOTICE OF PROPRIETARY PROPERTY

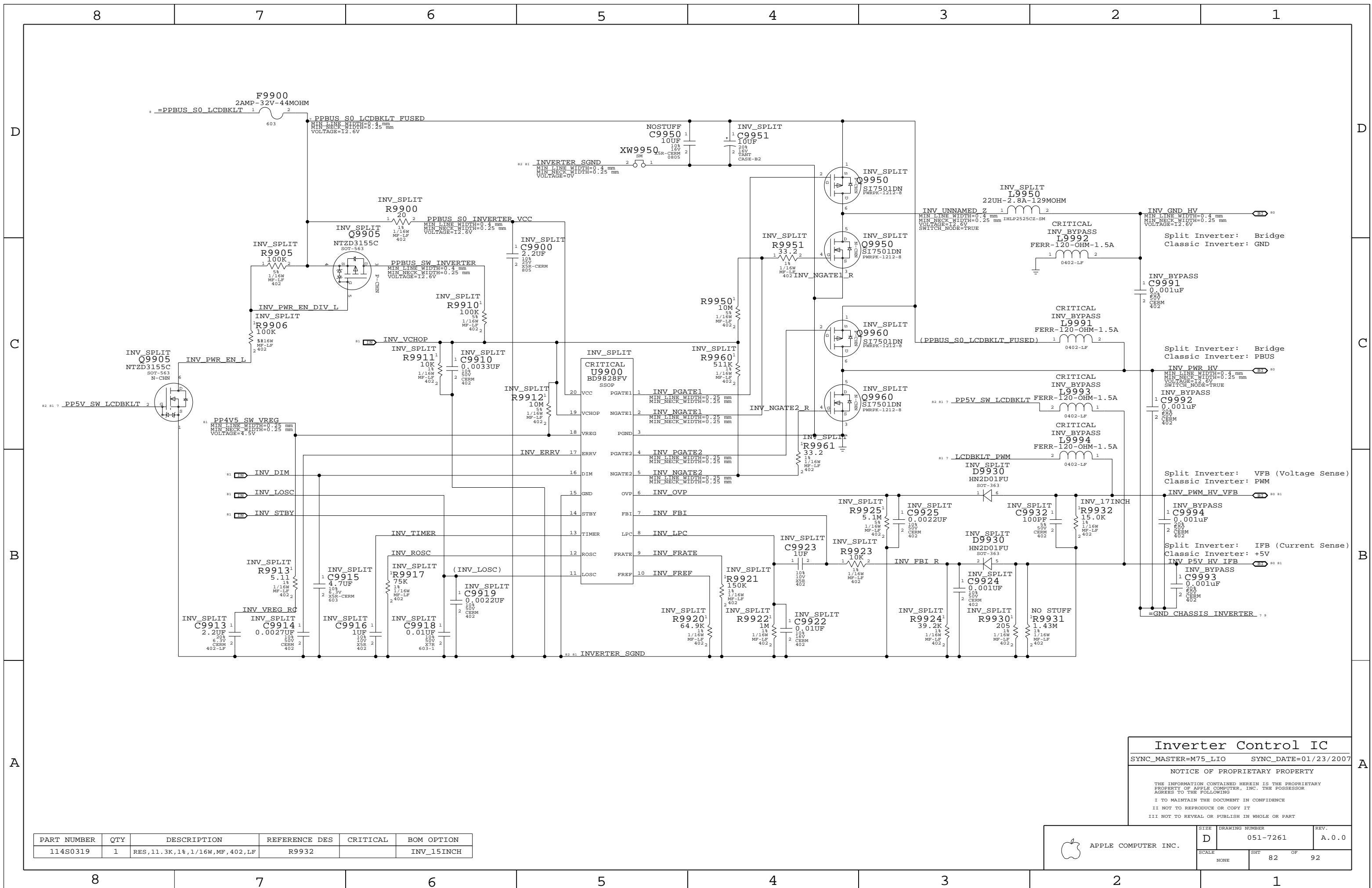
THE INFORMATION CONTAINED HEREIN IS THE PROPRIETARY PROPERTY OF APPLE COMPUTER, INC. THE POSSESSOR AGREES TO THE FOLLOWING

I TO MAINTAIN THE DOCUMENT IN CONFIDENCE

II NOT TO REPRODUCE OR COPY IT

III NOT TO REVEAL OR PUBLISH IN WHOLE OR PART

APPLE COMPUTER INC.	SIZE D	DRAWING NUMBER 051-7261	REV. A.0.0
	SCALE NONE	SHT 81	OF 92



PART NUMBER	QTY	DESCRIPTION	REFERENCE DES	CRITICAL	BOM OPTION
114S0319	1	RES, 11.3K, 1%, 1/16W, MF, 402, LF	R9932		INV_15INCH

Inverter Control IC

SYNC_MASTER=M75_LIO SYNC_DATE=01/23/2007

NOTICE OF PROPRIETARY PROPERTY

THE INFORMATION CONTAINED HEREIN IS THE PROPRIETARY PROPERTY OF APPLE COMPUTER, INC. THE POSSESSOR AGREES TO THE FOLLOWING

I TO MAINTAIN THE DOCUMENT IN CONFIDENCE

II NOT TO REPRODUCE OR COPY IT

III NOT TO REVEAL OR PUBLISH IN WHOLE OR PART

APPLE COMPUTER INC.	SIZE	DRAWING NUMBER	REV.
	D	051-7261	A.0.0
SCALE	SHT 82 OF 92		
NONE			

FSB (Front-Side Bus) Constraints

PHYSICAL_RULE_SET	LAYER	ALLOW ROUTE ON LAYER?	MINIMUM LINE WIDTH	MINIMUM NECK WIDTH	MAXIMUM NECK LENGTH	DIFFPAIR PRIMARY GAP	DIFFPAIR NECK GAP
FSB_55S	*	=55_OHM_SE	=55_OHM_SE	=55_OHM_SE	=55_OHM_SE	=STANDARD	=STANDARD
FSB_DSTB_55S	*	=1:1_DIFFPAIR	=55_OHM_SE	=55_OHM_SE	=55_OHM_SE	=1:1_DIFFPAIR	=1:1_DIFFPAIR

SPACING_RULE_SET	LAYER	LINE-TO-LINE SPACING	WEIGHT
FSB_ADDR	*	=3:1_SPACING	?
FSB_ADDR2ADDR	*	=2:1_SPACING	?
FSB_ADSTB	*	=3:1_SPACING	?
FSB_ADDR2ADSTB	*	=3:1_SPACING	?

SPACING_RULE_SET	LAYER	LINE-TO-LINE SPACING	WEIGHT
FSB_DATA	*	=3:1_SPACING	?
FSB_DATA2DATA	*	=2:1_SPACING	?
FSB_DSTB	*	=3:1_SPACING	?
FSB_DATA2DSTB	*	=3:1_SPACING	?

SPACING_RULE_SET	LAYER	LINE-TO-LINE SPACING	WEIGHT
FSB_COMMON	*	=2:1_SPACING	?

NET_SPACING_TYPE1	NET_SPACING_TYPE2	AREA_TYPE	SPACING_RULE_SET
FSB_ADDR	FSB_ADDR	*	FSB_ADDR2ADDR
FSB_ADDR	FSB_ADSTB	*	FSB_ADDR2ADSTB
FSB_DATA	FSB_DATA	*	FSB_DATA2DATA
FSB_DATA	FSB_DSTB	*	FSB_DATA2DSTB

All FSB signals with impedance requirements are 55-ohm single-ended. Worst-case spacing is 2:1 within Addr bus, with 3:1 spacing to the ADSTBs. Worst-case spacing is 2:1 within Data bus, with 3:1 spacing to the DSTBs. DSTB complementary pairs are spaced 1:1 and routed as differential pairs.

Design Guide recommends each strobe/signal group is routed on the same layer. Design Guide recommends FSB signals be routed only on internal layers.

NOTE: Design Guide does not indicate FSB spacing to other signals, assumed 3:1. NOTE: Design Guide allows closer spacing if signal lengths can be shortened.

SOURCE: Santa Rosa Platform DG, Rev 0.9 (#20517), Sections 4.2 & 4.3

CPU Signal Constraints

PHYSICAL_RULE_SET	LAYER	ALLOW ROUTE ON LAYER?	MINIMUM LINE WIDTH	MINIMUM NECK WIDTH	MAXIMUM NECK LENGTH	DIFFPAIR PRIMARY GAP	DIFFPAIR NECK GAP
CPU_27P4S	*	Y	=27P4_OHM_SE	=27P4_OHM_SE	=27P4_OHM_SE	7 MIL	7 MIL
CPU_55S	*	Y	=55_OHM_SE	=55_OHM_SE	=55_OHM_SE	=STANDARD	=STANDARD

SPACING_RULE_SET	LAYER	LINE-TO-LINE SPACING	WEIGHT
CPU_2T01	*	=2:1_SPACING	?
CPU_COMP	*	25 MIL	?
CPU_GTLREF	*	25 MIL	?
CPU_ITP	*	=2:1_SPACING	?
CPU_VCCSENSE	*	25 MIL	?

NOTE: 7 mil gap is for VCCSense pair, which Intel says to route with 7 mil spacing without specifying a target differential impedance.

DG recommends at least 25 mils, >50 mils preferred

Most CPU signals with impedance requirements are 55-ohm single-ended. Some signals require 27.4-ohm single-ended impedance.

SOURCE: Santa Rosa Platform DG, Rev 0.9 (#20517), Sections 4.4 & 5.8.2.4

CPU / FSB Net Properties

ELECTRICAL_CONSTRAINT_SET	NET_TYPE			
	PHYSICAL	SPACING		
FSB_COMMON	FSB_55S	FSB_COMMON	FSB ADS L	7 10 14
FSB_COMMON	FSB_55S	FSB_COMMON	FSB BNR L	7 10 14
FSB_COMMON	FSB_55S	FSB_COMMON	FSB BPRI L	10 14
FSB_COMMON	FSB_55S	FSB_COMMON	FSB BRQ0 L	7 10 14
FSB_COMMON	FSB_55S	FSB_COMMON	FSB DBSY L	7 10 14
FSB_COMMON	FSB_55S	FSB_COMMON	FSB DEFER L	10 14
FSB_COMMON	FSB_55S	FSB_COMMON	FSB DPWR L	7 10 14
FSB_COMMON	FSB_55S	FSB_COMMON	FSB DRDY L	7 10 14
FSB_COMMON	FSB_55S	FSB_COMMON	FSB HIT L	7 10 14
FSB_COMMON	FSB_55S	FSB_COMMON	FSB HITM L	7 10 14
FSB_COMMON	FSB_55S	FSB_COMMON	FSB LOCK L	7 10 14
FSB_COMMON	FSB_55S	FSB_COMMON	FSB RS L<2..0>	10 14
FSB_COMMON	FSB_55S	FSB_COMMON	FSB TRDY L	10 14
FSB_CPURST_L	FSB_55S	FSB_COMMON	FSB CPURST L	7 10 13 14
FSB_DATA_GROUP0	FSB_55S	FSB_DATA	FSB D L<15..0>	7 10 14
FSB_DATA_GROUP0	FSB_55S	FSB_DATA	FSB DINV L<0>	7 10 14
FSB_DSTB0	FSB_DSTB_55S	FSB_DSTB	FSB DSTB L P<0>	7 10 14
FSB_DSTB0	FSB_DSTB_55S	FSB_DSTB	FSB DSTB L N<0>	7 10 14
FSB_DATA_GROUP1	FSB_55S	FSB_DATA	FSB D L<31..16>	7 10 14
FSB_DATA_GROUP1	FSB_55S	FSB_DATA	FSB DINV L<1>	7 10 14
FSB_DSTB1	FSB_DSTB_55S	FSB_DSTB	FSB DSTB L P<1>	7 10 14
FSB_DSTB1	FSB_DSTB_55S	FSB_DSTB	FSB DSTB L N<1>	7 10 14
FSB_DATA_GROUP2	FSB_55S	FSB_DATA	FSB D L<47..32>	7 10 14
FSB_DATA_GROUP2	FSB_55S	FSB_DATA	FSB DINV L<2>	7 10 14
FSB_DSTB2	FSB_DSTB_55S	FSB_DSTB	FSB DSTB L P<2>	7 10 14
FSB_DSTB2	FSB_DSTB_55S	FSB_DSTB	FSB DSTB L N<2>	7 10 14
FSB_DATA_GROUP3	FSB_55S	FSB_DATA	FSB D L<63..48>	7 10 14
FSB_DATA_GROUP3	FSB_55S	FSB_DATA	FSB DINV L<3>	7 10 14
FSB_DSTB3	FSB_DSTB_55S	FSB_DSTB	FSB DSTB L P<3>	7 10 14
FSB_DSTB3	FSB_DSTB_55S	FSB_DSTB	FSB DSTB L N<3>	7 10 14
FSB_ADDR_GROUP0	FSB_55S	FSB_ADDR	FSB A L<16..3>	7 10 14
FSB_ADDR_GROUP0	FSB_55S	FSB_ADDR	FSB REQ L<4..0>	7 10 14
FSB_ADSTB0	FSB_55S	FSB_ADSTB	FSB ADSTB L<0>	7 10 14
FSB_ADDR_GROUP1	FSB_55S	FSB_ADDR	FSB A L<35..17>	7 10 14
FSB_ADSTB1	FSB_55S	FSB_ADSTB	FSB ADSTB L<1>	7 10 14
CPU_IERR_L	CPU_55S		CPU IERR L	10
CPU_FERR_L	CPU_55S		CPU FERR L	10 23
CPU_PROCHOT_L	CPU_55S	CPU_2T01	CPU PROCHOT L	10 46 59
CPU_PWRGD	CPU_55S		CPU PWRGD	7 10 13 23
CPU_FRGM_SB	CPU_55S		CPU INTR	10 23
CPU_FRGM_SB	CPU_55S		CPU NMI	10 23
CPU_FRGM_SB	CPU_55S		CPU A20M L	10 23
CPU_FRGM_SB	CPU_55S		CPU DPSTP L	7 10 23
CPU_FRGM_SB	CPU_55S		CPU IGNE L	10 23
CPU_INIT_L	CPU_55S		CPU INIT L	10 23 47
CPU_FRGM_SB	CPU_55S		CPU SMI L	10 23
CPU_FRGM_SB	CPU_55S		CPU STPCLK L	7 10 23
PM_THRMTRIP_L	CPU_55S	CPU_2T01	PM THRMTRIP L	10 16 23 46
FSB_CPUSLP_L	CPU_55S		FSB CPUSLP L	7 10 14
PM_DPRSLEVR	CPU_55S	CPU_2T01	PM DPRSLPVR	7 16 25 59
(See above)	CPU_55S	CPU_2T01	IMVP DPRSLPVR	7 59
CPU_BSEL0	CPU_55S	CPU_2T01	CPU BSEL<0>	10 30
(See above)	CPU_55S	CPU_2T01	NB BSEL<0>	13 16 30
CPU_BSEL1	CPU_55S	CPU_2T01	CPU BSEL<1>	10 30
(See above)	CPU_55S	CPU_2T01	NB BSEL<1>	13 16 30
CPU_BSEL2	CPU_55S	CPU_2T01	CPU BSEL<2>	10 30
(See above)	CPU_55S	CPU_2T01	NB BSEL<2>	13 16 30
CPU_DPRSTP_L	CPU_55S	CPU_2T01	CPU DPRSTP L	7 10 16 23 59
CPU_GTLREF	CPU_55S	CPU_GTLREF	CPU GTLREF	10
CPU_COMP	CPU_55S	CPU_COMP	CPU COMP<3>	10
CPU_COMP	CPU_27P4S	CPU_COMP	CPU COMP<2>	10
CPU_COMP	CPU_55S	CPU_COMP	CPU COMP<1>	10
CPU_COMP	CPU_27P4S	CPU_COMP	CPU COMP<0>	10
XDP_TDI	CPU_55S	CPU_ITP	XDP TDI	10 13
XDP_TDO	CPU_55S	CPU_ITP	XDP TDO	10 13
XDP_TMS	CPU_55S	CPU_ITP	XDP TMS	10 13
XDP_TCK	CPU_55S	CPU_ITP	XDP TCK	10 13
XDP_TEST_L	CPU_55S	CPU_ITP	XDP TRST L	10 13
XDP_BPM_L	CPU_55S	CPU_ITP	XDP BPM L<4..0>	10 13
XDP_BPM_L5	CPU_55S	CPU_ITP	XDP BPM L<5>	10 13
CLK_FSB_100D	CLK_FSB	CLK_FSB	XDP CLK P	13 30 88
CLK_FSB_100D	CLK_FSB	CLK_FSB	XDP CLK N	13 30 88
(FSB_CPURST_L)	CPU_55S	CPU_ITP	XDP CPURST L	13
CPU_VID<6..0>	CPU_55S	CPU_2T01	CPU VID<6..0>	11 12
CPU_VCCSENSE	CPU_27P4S	CPU_VCCSENSE	CPU VCCSENSE P	7 12 59
CPU_VCCSENSE	CPU_27P4S	CPU_VCCSENSE	CPU VCCSENSE N	11 59
CPU_27P4S	CPU_27P4S	CPU_VCCSENSE	IMVP6 VSEN P	59
CPU_27P4S	CPU_27P4S	CPU_VCCSENSE	IMVP6 VSEN N	59

CPU/FSB Constraints

SYNC_MASTER=T9_NOME SYNC_DATE=01/25/2007

NOTICE OF PROPRIETARY PROPERTY

THE INFORMATION CONTAINED HEREIN IS THE PROPRIETARY PROPERTY OF APPLE COMPUTER, INC. THE POSSESSOR AGREES TO THE FOLLOWING
I TO MAINTAIN THE DOCUMENT IN CONFIDENCE
II NOT TO REPRODUCE OR COPY IT
III NOT TO REVEAL OR PUBLISH IN WHOLE OR PART



APPLE COMPUTER INC.

SIZE	DRAWING NUMBER	REV.
D	051-7261	A.0.0
SCALE	SHT	OF
NONE	83	92

PCI-Express / DMI Bus Constraints

PHYSICAL_RULE_SET	LAYER	ALLOW ROUTE ON LAYER?	MINIMUM LINE WIDTH	MINIMUM NECK WIDTH	MAXIMUM NECK LENGTH	DIFFPAIR PRIMARY GAP	DIFFPAIR NECK GAP
PCIE_100D	*	=100_OHM_DIFF	=100_OHM_DIFF	=100_OHM_DIFF	=100_OHM_DIFF	=100_OHM_DIFF	=100_OHM_DIFF
DMI_100D	*	=100_OHM_DIFF	=100_OHM_DIFF	=100_OHM_DIFF	=100_OHM_DIFF	=100_OHM_DIFF	=100_OHM_DIFF

SPACING_RULE_SET	LAYER	LINE-TO-LINE SPACING	WEIGHT
PCIE	*	20 MIL	?
DMI	*	20 MIL	?

SOURCE: Santa Rosa Platform DG, Rev 1.0 (#21112), Sections 7.2, 9.2 & 10.5

Video Signal Constraints

PHYSICAL_RULE_SET	LAYER	ALLOW ROUTE ON LAYER?	MINIMUM LINE WIDTH	MINIMUM NECK WIDTH	MAXIMUM NECK LENGTH	DIFFPAIR PRIMARY GAP	DIFFPAIR NECK GAP
LVDS_100D	*	=100_OHM_DIFF	=100_OHM_DIFF	=100_OHM_DIFF	=100_OHM_DIFF	=100_OHM_DIFF	=100_OHM_DIFF
CRT_50S	*	=50_OHM_SE	=50_OHM_SE	=50_OHM_SE	=50_OHM_SE	=STANDARD	=STANDARD
CRT_55S	*	=55_OHM_SE	=55_OHM_SE	=55_OHM_SE	=55_OHM_SE	=STANDARD	=STANDARD

SPACING_RULE_SET	LAYER	LINE-TO-LINE SPACING	WEIGHT
LVDS	*	20 MIL	?
CRT	*	25 MIL	?
CRT_2CRT	*	20 MIL	?
CRT_SYNC	*	25 MIL	?
CRT_SYNC2SYNC	*	20 MIL	?
TVDAC	*	25 MIL	?
TVDAC_2TVDAC	*	20 MIL	?

DG Says 40 mil spacing minimum

DG Says 30 mil spacing minimum

DG Says 40 mil spacing minimum

NET_SPACING_TYPE1	NET_SPACING_TYPE2	AREA_TYPE	SPACING_RULE_SET
CRT	CRT	*	CRT_2CRT
CRT_SYNC	CRT_SYNC	*	CRT_SYNC2SYNC
TVDAC	TVDAC	*	TVDAC_2TVDAC

LVDS signals are 100-ohm +/- 20% differential impedance.
 CRT & TVDAC signal single-ended impedance varies by location:
 - 37.5-ohm +/- 15% from GMCH to first termination resistor.
 - 50-ohm +/- 15% from first to second termination resistor.
 - 55-ohm +/- 15% from second termination resistor to connector.
 CRT_HSYNC/CRT_VSYNC signals are 55-ohm +/- 15% single-ended impedance.

SOURCE: Santa Rosa Platform DG, Rev 1.0 (#21112), Sections 8.1 - 8.3.

ELECTRICAL_CONSTRAINT_SET	NET_TYPE		
	PHYSICAL	SPACING	
PEG_R2D	PCIE_100D	PCIE	PEG R2D P<15..0> 68
	PCIE_100D	PCIE	PEG R2D N<15..0> 68
	PCIE_100D	PCIE	PEG R2D C P<15..0> 15 68
	PCIE_100D	PCIE	PEG R2D C N<15..0> 15 68
PEG_D2R	PCIE_100D	PCIE	PEG D2R P<15..0> 15 68
	PCIE_100D	PCIE	PEG D2R N<15..0> 15 68
	PCIE_100D	PCIE	PEG D2R C P<15..0> 68
	PCIE_100D	PCIE	PEG D2R C N<15..0> 68
DMI_N2S	DMI_100D	DMI	DMI N2S P<3..0> 16 24
	DMI_100D	DMI	DMI N2S N<3..0> 16 24
DMI_S2N	DMI_100D	DMI	DMI S2N P<3..0> 16 24
	DMI_100D	DMI	DMI S2N N<3..0> 16 24
LVDS_A_CLK	LVDS_100D	LVDS	LVDS A CLK P 15 79
LVDS_A_CLK	LVDS_100D	LVDS	LVDS A CLK N 15 79
LVDS_A_DATA	LVDS_100D	LVDS	LVDS A DATA P<2..0> 15 79
LVDS_A_DATA	LVDS_100D	LVDS	LVDS A DATA N<2..0> 15 79
LVDS_A_DATA3	LVDS_100D	LVDS	LVDS A DATA P<3> 15 79
LVDS_A_DATA3	LVDS_100D	LVDS	LVDS A DATA N<3> 15 79
LVDS_B_CLK	LVDS_100D	LVDS	LVDS B CLK P 15 79
LVDS_B_CLK	LVDS_100D	LVDS	LVDS B CLK N 15 79
LVDS_B_DATA	LVDS_100D	LVDS	LVDS B DATA P<2..0> 15 79
LVDS_B_DATA	LVDS_100D	LVDS	LVDS B DATA N<2..0> 15 79
LVDS_B_DATA3	LVDS_100D	LVDS	LVDS B DATA P<3> 15 79
LVDS_B_DATA3	LVDS_100D	LVDS	LVDS B DATA N<3> 15 79
LVDS_IBG		LVDS	LVDS IBG 15 22
CRT_TVO_IREF		CRT	CRT TVO IREF
CRT_RED	CRT_50S	CRT	CRT RED
CRT_GREEN	CRT_50S	CRT	CRT GREEN
CRT_BLUE	CRT_50S	CRT	CRT BLUE
CRT_SYNC	CRT_55S	CRT_SYNC	CRT HSYNC R
CRT_SYNC	CRT_55S	CRT_SYNC	CRT VSYNC R
TV_A_DAC	CRT_50S	TVDAC	TV A DAC
TV_B_DAC	CRT_50S	TVDAC	TV B DAC
TV_C_DAC	CRT_50S	TVDAC	TV C DAC

NB Constraints

SYNC_MASTER=T9_NOME SYNC_DATE=01/25/2007

NOTICE OF PROPRIETARY PROPERTY

THE INFORMATION CONTAINED HEREIN IS THE PROPRIETARY PROPERTY OF APPLE COMPUTER, INC. THE POSSESSOR AGREES TO THE FOLLOWING

I TO MAINTAIN THE DOCUMENT IN CONFIDENCE

II NOT TO REPRODUCE OR COPY IT

III NOT TO REVEAL OR PUBLISH IN WHOLE OR PART



APPLE COMPUTER INC.

SIZE	DRAWING NUMBER	REV.
D	051-7261	A.0.0
SCALE	SHT	OF
NONE	84	92

DDR2 Memory Bus Constraints

PHYSICAL_RULE_SET	LAYER	ALLOW ROUTE ON LAYER?	MINIMUM LINE WIDTH	MINIMUM NECK WIDTH	MAXIMUM NECK LENGTH	DIFFPAIR PRIMARY GAP	DIFFPAIR NECK GAP
MEM_45S	*	=45_OHM_SE	=45_OHM_SE	=45_OHM_SE	=45_OHM_SE	=STANDARD	=STANDARD
MEM_55S	*	=55_OHM_SE	=55_OHM_SE	=55_OHM_SE	=55_OHM_SE	=STANDARD	=STANDARD
MEM_70D	*	=70_OHM_DIFF	=70_OHM_DIFF	=70_OHM_DIFF	=70_OHM_DIFF	=70_OHM_DIFF	=70_OHM_DIFF
MEM_85D	*	=85_OHM_DIFF	=85_OHM_DIFF	=85_OHM_DIFF	=85_OHM_DIFF	=85_OHM_DIFF	=85_OHM_DIFF

SPACING_RULE_SET	LAYER	LINE-TO-LINE SPACING	WEIGHT
MEM_CLK2MEM	*	=4:1_SPACING	?
MEM_CTRL2CTRL	*	=2:1_SPACING	?
MEM_CTRL2MEM	*	=3:1_SPACING	?
MEM_CMD2CMD	*	=1.5:1_SPACING	?
MEM_CMD2MEM	*	=3:1_SPACING	?
MEM_DATA2DATA	*	=1.5:1_SPACING	?
MEM_DATA2MEM	*	=3:1_SPACING	?
MEM_DQS2MEM	*	=3:1_SPACING	?
MEM_2OTHER	*	25 MIL	?

NET_SPACING_TYPE1	NET_SPACING_TYPE2	AREA_TYPE	SPACING_RULE_SET
MEM_CLK	MEM_CLK	*	MEM_CLK2MEM
MEM_CLK	MEM_CTRL	*	MEM_CLK2MEM
MEM_CLK	MEM_CMD	*	MEM_CLK2MEM
MEM_CLK	MEM_DATA	*	MEM_CLK2MEM
MEM_CLK	MEM_DQS	*	MEM_CLK2MEM

NET_SPACING_TYPE1	NET_SPACING_TYPE2	AREA_TYPE	SPACING_RULE_SET
MEM_CMD	MEM_CLK	*	MEM_CMD2MEM
MEM_CMD	MEM_CTRL	*	MEM_CMD2MEM
MEM_CMD	MEM_CMD	*	MEM_CMD2CMD
MEM_CMD	MEM_DATA	*	MEM_CMD2MEM
MEM_CMD	MEM_DQS	*	MEM_CMD2MEM

NET_SPACING_TYPE1	NET_SPACING_TYPE2	AREA_TYPE	SPACING_RULE_SET
MEM_CTRL	MEM_CLK	*	MEM_CTRL2MEM
MEM_CTRL	MEM_CTRL	*	MEM_CTRL2CTRL
MEM_CTRL	MEM_CMD	*	MEM_CTRL2MEM
MEM_CTRL	MEM_DATA	*	MEM_CTRL2MEM
MEM_CTRL	MEM_DQS	*	MEM_CTRL2MEM

NET_SPACING_TYPE1	NET_SPACING_TYPE2	AREA_TYPE	SPACING_RULE_SET
MEM_DATA	MEM_CLK	*	MEM_DATA2MEM
MEM_DATA	MEM_CTRL	*	MEM_DATA2MEM
MEM_DATA	MEM_CMD	*	MEM_DATA2MEM
MEM_DATA	MEM_DATA	*	MEM_DATA2DATA
MEM_DATA	MEM_DQS	*	MEM_DATA2MEM

NET_SPACING_TYPE1	NET_SPACING_TYPE2	AREA_TYPE	SPACING_RULE_SET
MEM_CLK	*	*	MEM_2OTHER
MEM_CTRL	*	*	MEM_2OTHER
MEM_CMD	*	*	MEM_2OTHER
MEM_DATA	*	*	MEM_2OTHER
MEM_DQS	*	*	MEM_2OTHER

NET_SPACING_TYPE1	NET_SPACING_TYPE2	AREA_TYPE	SPACING_RULE_SET
MEM_DQS	MEM_CLK	*	MEM_DQS2MEM
MEM_DQS	MEM_CTRL	*	MEM_DQS2MEM
MEM_DQS	MEM_CMD	*	MEM_DQS2MEM
MEM_DQS	MEM_DATA	*	MEM_DQS2MEM
MEM_DQS	MEM_DQS	*	MEM_DQS2MEM

Need to support MEM_*-style wildcards!

SOURCE: Santa Rosa Platform DG, Rev 1.0 (#21112), Section 6.2

Memory Net Properties

ELECTRICAL_CONSTRAINT_SET	NET_TYPE			
	PHYSICAL	SPACING		
MEM_A_CLK	MEM_70D	MEM_CLK	MEM CLK P<2..0>	16 31
	MEM_70D	MEM_CLK	MEM CLK N<2..0>	16 31
MEM_A_CNTRL	MEM_45S	MEM_CTRL	MEM CKE<1..0>	16 31 33
MEM_A_CNTRL	MEM_45S	MEM_CTRL	MEM CS L<1..0>	16 31 33
MEM_A_CNTRL	MEM_45S	MEM_CTRL	MEM ODT<1..0>	16 31 33
MEM_A_CMD	MEM_55S	MEM_CMD	MEM A A<14..0>	16 17 31 33
MEM_A_CMD	MEM_55S	MEM_CMD	MEM A BS<2..0>	17 31 33
MEM_A_CMD	MEM_55S	MEM_CMD	MEM A RAS L	17 31 33
MEM_A_CMD	MEM_55S	MEM_CMD	MEM A CAS L	17 31 33
MEM_A_CMD	MEM_55S	MEM_CMD	MEM A WE L	17 31 33
MEM_A_DQ_BYTE0	MEM_55S	MEM_DATA	MEM A DQ<7..0>	17 31
MEM_A_DQ_BYTE1	MEM_55S	MEM_DATA	MEM A DQ<15..8>	17 31
MEM_A_DQ_BYTE2	MEM_55S	MEM_DATA	MEM A DQ<23..16>	17 31
MEM_A_DQ_BYTE3	MEM_55S	MEM_DATA	MEM A DQ<31..24>	17 31
MEM_A_DQ_BYTE4	MEM_55S	MEM_DATA	MEM A DQ<39..32>	17 31
MEM_A_DQ_BYTE5	MEM_55S	MEM_DATA	MEM A DQ<47..40>	17 31
MEM_A_DQ_BYTE6	MEM_55S	MEM_DATA	MEM A DQ<55..48>	17 31
MEM_A_DQ_BYTE7	MEM_55S	MEM_DATA	MEM A DQ<63..56>	17 31
MEM_A_DM0	MEM_55S	MEM_DATA	MEM A DM<0>	17 31
MEM_A_DM1	MEM_55S	MEM_DATA	MEM A DM<1>	17 31
MEM_A_DM2	MEM_55S	MEM_DATA	MEM A DM<2>	17 31
MEM_A_DM3	MEM_55S	MEM_DATA	MEM A DM<3>	17 31
MEM_A_DM4	MEM_55S	MEM_DATA	MEM A DM<4>	17 31
MEM_A_DM5	MEM_55S	MEM_DATA	MEM A DM<5>	17 31
MEM_A_DM6	MEM_55S	MEM_DATA	MEM A DM<6>	17 31
MEM_A_DM7	MEM_55S	MEM_DATA	MEM A DM<7>	17 31
MEM_A_DQS0	MEM_85D	MEM_DQS	MEM A DQS P<0>	17 31
	MEM_85D	MEM_DQS	MEM A DQS N<0>	17 31
MEM_A_DQS1	MEM_85D	MEM_DQS	MEM A DQS P<1>	17 31
	MEM_85D	MEM_DQS	MEM A DQS N<1>	17 31
MEM_A_DQS2	MEM_85D	MEM_DQS	MEM A DQS P<2>	17 31
	MEM_85D	MEM_DQS	MEM A DQS N<2>	17 31
MEM_A_DQS3	MEM_85D	MEM_DQS	MEM A DQS P<3>	17 31
	MEM_85D	MEM_DQS	MEM A DQS N<3>	17 31
MEM_A_DQS4	MEM_85D	MEM_DQS	MEM A DQS P<4>	17 31
	MEM_85D	MEM_DQS	MEM A DQS N<4>	17 31
MEM_A_DQS5	MEM_85D	MEM_DQS	MEM A DQS P<5>	17 31
	MEM_85D	MEM_DQS	MEM A DQS N<5>	17 31
MEM_A_DQS6	MEM_85D	MEM_DQS	MEM A DQS P<6>	17 31
	MEM_85D	MEM_DQS	MEM A DQS N<6>	17 31
MEM_A_DQS7	MEM_85D	MEM_DQS	MEM A DQS P<7>	17 31
	MEM_85D	MEM_DQS	MEM A DQS N<7>	17 31
MEM_B_CLK	MEM_70D	MEM_CLK	MEM CLK P<5..3>	16 32
	MEM_70D	MEM_CLK	MEM CLK N<5..3>	16 32
MEM_B_CNTRL	MEM_45S	MEM_CTRL	MEM CKE<4..3>	16 32 33
MEM_B_CNTRL	MEM_45S	MEM_CTRL	MEM CS L<3..2>	16 32 33
MEM_B_CNTRL	MEM_45S	MEM_CTRL	MEM ODT<3..2>	16 32 33
MEM_B_CMD	MEM_55S	MEM_CMD	MEM B A<14..0>	16 17 32 33
MEM_B_CMD	MEM_55S	MEM_CMD	MEM B BS<2..0>	17 32 33
MEM_B_CMD	MEM_55S	MEM_CMD	MEM B RAS L	17 32 33
MEM_B_CMD	MEM_55S	MEM_CMD	MEM B CAS L	17 32 33
MEM_B_CMD	MEM_55S	MEM_CMD	MEM B WE L	17 32 33
MEM_B_DQ_BYTE0	MEM_55S	MEM_DATA	MEM B DQ<7..0>	17 32
MEM_B_DQ_BYTE1	MEM_55S	MEM_DATA	MEM B DQ<15..8>	17 32
MEM_B_DQ_BYTE2	MEM_55S	MEM_DATA	MEM B DQ<23..16>	17 32
MEM_B_DQ_BYTE3	MEM_55S	MEM_DATA	MEM B DQ<31..24>	17 32
MEM_B_DQ_BYTE4	MEM_55S	MEM_DATA	MEM B DQ<39..32>	17 32
MEM_B_DQ_BYTE5	MEM_55S	MEM_DATA	MEM B DQ<47..40>	17 32
MEM_B_DQ_BYTE6	MEM_55S	MEM_DATA	MEM B DQ<55..48>	17 32
MEM_B_DQ_BYTE7	MEM_55S	MEM_DATA	MEM B DQ<63..56>	17 32
MEM_B_DM0	MEM_55S	MEM_DATA	MEM B DM<0>	17 32
MEM_B_DM1	MEM_55S	MEM_DATA	MEM B DM<1>	17 32
MEM_B_DM2	MEM_55S	MEM_DATA	MEM B DM<2>	17 32
MEM_B_DM3	MEM_55S	MEM_DATA	MEM B DM<3>	17 32
MEM_B_DM4	MEM_55S	MEM_DATA	MEM B DM<4>	17 32
MEM_B_DM5	MEM_55S	MEM_DATA	MEM B DM<5>	17 32
MEM_B_DM6	MEM_55S	MEM_DATA	MEM B DM<6>	17 32
MEM_B_DM7	MEM_55S	MEM_DATA	MEM B DM<7>	17 32
MEM_B_DQS0	MEM_85D	MEM_DQS	MEM B DQS P<0>	17 32
	MEM_85D	MEM_DQS	MEM B DQS N<0>	17 32
MEM_B_DQS1	MEM_85D	MEM_DQS	MEM B DQS P<1>	17 32
	MEM_85D	MEM_DQS	MEM B DQS N<1>	17 32
MEM_B_DQS2	MEM_85D	MEM_DQS	MEM B DQS P<2>	17 32
	MEM_85D	MEM_DQS	MEM B DQS N<2>	17 32
MEM_B_DQS3	MEM_85D	MEM_DQS	MEM B DQS P<3>	17 32
	MEM_85D	MEM_DQS	MEM B DQS N<3>	17 32
MEM_B_DQS4	MEM_85D	MEM_DQS	MEM B DQS P<4>	17 32
	MEM_85D	MEM_DQS	MEM B DQS N<4>	17 32
MEM_B_DQS5	MEM_85D	MEM_DQS	MEM B DQS P<5>	17 32
	MEM_85D	MEM_DQS	MEM B DQS N<5>	17 32
MEM_B_DQS6	MEM_85D	MEM_DQS	MEM B DQS P<6>	17 32
	MEM_85D	MEM_DQS	MEM B DQS N<6>	17 32
MEM_B_DQS7	MEM_85D	MEM_DQS	MEM B DQS P<7>	17 32
	MEM_85D	MEM_DQS	MEM B DQS N<7>	17 32

Memory Constraints

SYNC_MASTER=T9_NOME SYNC_DATE=01/25/2007

NOTICE OF PROPRIETARY PROPERTY

THE INFORMATION CONTAINED HEREIN IS THE PROPRIETARY PROPERTY OF APPLE COMPUTER, INC. THE POSSESSOR AGREES TO THE FOLLOWING

I TO MAINTAIN THE DOCUMENT IN CONFIDENCE
 II NOT TO REPRODUCE OR COPY IT
 III NOT TO REVEAL OR PUBLISH IN WHOLE OR PART

APPLE COMPUTER INC.	SIZE	DRAWING NUMBER	REV.
	D	051-7261	A.0.0
SCALE	SHT	OF	
NONE	85	92	

Disk Interface Constraints

PHYSICAL_RULE_SET	LAYER	ALLOW ROUTE ON LAYER?	MINIMUM LINE WIDTH	MINIMUM NECK WIDTH	MAXIMUM NECK LENGTH	DIFFPAIR PRIMARY GAP	DIFFPAIR NECK GAP
IDE_55S	*	=55_OHM_SE	=55_OHM_SE	=55_OHM_SE	=55_OHM_SE	=STANDARD	=STANDARD
SATA_55S	*	=55_OHM_SE	=55_OHM_SE	=55_OHM_SE	=55_OHM_SE	=STANDARD	=STANDARD
SATA_100D	*	=100_OHM_DIFF	=100_OHM_DIFF	=100_OHM_DIFF	=100_OHM_DIFF	=100_OHM_DIFF	=100_OHM_DIFF

SPACING_RULE_SET	LAYER	LINE-TO-LINE SPACING	WEIGHT
IDE	*	=1.8:1_SPACING	?
SATA	*	20 MIL	?

SOURCE: Santa Rosa Platform DG, Rev 1.0 (#21112), Sections 10.7 & 10.9

HD Audio Interface Constraints

PHYSICAL_RULE_SET	LAYER	ALLOW ROUTE ON LAYER?	MINIMUM LINE WIDTH	MINIMUM NECK WIDTH	MAXIMUM NECK LENGTH	DIFFPAIR PRIMARY GAP	DIFFPAIR NECK GAP
HDA_55S	*	=55_OHM_SE	=55_OHM_SE	=55_OHM_SE	=55_OHM_SE	=STANDARD	=STANDARD

SPACING_RULE_SET	LAYER	LINE-TO-LINE SPACING	WEIGHT
HDA	*	=1.8:1_SPACING	?

SOURCE: Napa Platform DG, Rev 0.9 (#17978), Section 10.9.1

USB 2.0 Interface Constraints

PHYSICAL_RULE_SET	LAYER	ALLOW ROUTE ON LAYER?	MINIMUM LINE WIDTH	MINIMUM NECK WIDTH	MAXIMUM NECK LENGTH	DIFFPAIR PRIMARY GAP	DIFFPAIR NECK GAP
USB_60S	*	=55_OHM_SE	=55_OHM_SE	=55_OHM_SE	=55_OHM_SE	=STANDARD	=STANDARD
USB_90D	*	=90_OHM_DIFF	=90_OHM_DIFF	=90_OHM_DIFF	=90_OHM_DIFF	=90_OHM_DIFF	=90_OHM_DIFF

SPACING_RULE_SET	LAYER	LINE-TO-LINE SPACING	WEIGHT
USB	*	20 MIL	?
USB_2CLK	*	25 MIL	?

DG says minimum spacing 50 mils to clocks

SOURCE: Santa Rosa Platform DG, Rev 1.0 (#21112), Section 10.13.2

Internal Interface Constraints

PHYSICAL_RULE_SET	LAYER	ALLOW ROUTE ON LAYER?	MINIMUM LINE WIDTH	MINIMUM NECK WIDTH	MAXIMUM NECK LENGTH	DIFFPAIR PRIMARY GAP	DIFFPAIR NECK GAP
SMB_55S	*	=55_OHM_SE	=55_OHM_SE	=55_OHM_SE	=55_OHM_SE	=STANDARD	=STANDARD
SPI_55S	*	=55_OHM_SE	=55_OHM_SE	=55_OHM_SE	=55_OHM_SE	=STANDARD	=STANDARD

SPACING_RULE_SET	LAYER	LINE-TO-LINE SPACING	WEIGHT
SMB	*	=3:1_SPACING	?
SPI	*	=1.8:1_SPACING	?

SOURCE: Santa Platform DG, Rev 1.0 (#21112), Section 10.17

ELECTRICAL_CONSTRAINT_SET	NET_TYPE		
	PHYSICAL	SPACING	
IDE_PDD	IDE_55S	IDE	IDE PDD<15..0>
IDE_PDA	IDE_55S	IDE	IDE PDA<2..0>
IDE_PDCA	IDE_55S	IDE	IDE PDCA<1..0>
IDE_PDCS	IDE_55S	IDE	IDE PDCS1 L
IDE_PDCS	IDE_55S	IDE	IDE PDCS3 L
IDE_PDIOW	IDE_55S	IDE	IDE PDIOW L
IDE_PDIOR	IDE_55S	IDE	IDE PDIOR L
IDE_PDDACK	IDE_55S	IDE	IDE PDDACK L
IDE_PDDREO	IDE_55S	IDE	IDE PDDREO
IDE_PDIORDY	IDE_55S	IDE	IDE PDIORDY
IDE_IRQ14	IDE_55S	IDE	IDE IRQ14
IDE_RST_L	IDE_55S	IDE	ODD RST 5VTOL L
SATA_A_R2D	SATA_100D	SATA	SATA A R2D C P
SATA_A_R2D	SATA_100D	SATA	SATA A R2D C N
SATA_A_R2D	SATA_100D	SATA	SATA A R2D P
SATA_A_R2D	SATA_100D	SATA	SATA A R2D N
SATA_A_D2R	SATA_100D	SATA	SATA A D2R P
SATA_A_D2R	SATA_100D	SATA	SATA A D2R N
SATA_A_D2R	SATA_100D	SATA	SATA A D2R C P
SATA_A_D2R	SATA_100D	SATA	SATA A D2R C N
SATA_B_R2D	SATA_100D	SATA	SATA B R2D C P
SATA_B_R2D	SATA_100D	SATA	SATA B R2D C N
SATA_B_R2D	SATA_100D	SATA	SATA B R2D P
SATA_B_R2D	SATA_100D	SATA	SATA B R2D N
SATA_B_D2R	SATA_100D	SATA	SATA B D2R P
SATA_B_D2R	SATA_100D	SATA	SATA B D2R N
SATA_B_D2R	SATA_100D	SATA	SATA B D2R C P
SATA_B_D2R	SATA_100D	SATA	SATA B D2R C N
SATA_C_R2D	SATA_100D	SATA	SATA C R2D C P
SATA_C_R2D	SATA_100D	SATA	SATA C R2D C N
SATA_C_R2D	SATA_100D	SATA	SATA C R2D P
SATA_C_R2D	SATA_100D	SATA	SATA C R2D N
SATA_C_D2R	SATA_100D	SATA	SATA C D2R P
SATA_C_D2R	SATA_100D	SATA	SATA C D2R N
SATA_C_D2R	SATA_100D	SATA	SATA C D2R C P
SATA_C_D2R	SATA_100D	SATA	SATA C D2R C N
SATA_RBIAS	SATA_55S	SATA	SATA RBIAS
HDA_BIT_CLK	HDA_55S	HDA	HDA BIT CLK
HDA_BIT_CLK	HDA_55S	HDA	HDA BIT CLK R
HDA_SYNC	HDA_55S	HDA	HDA SYNC
HDA_SYNC	HDA_55S	HDA	HDA SYNC R
HDA_RST_L	HDA_55S	HDA	HDA RST L
HDA_RST_L	HDA_55S	HDA	HDA RST L R
HDA_SDIN0	HDA_55S	HDA	HDA SDIN0
HDA_SDIN0	HDA_55S	HDA	HDA SDIN CODEC
HDA_SDOUT	HDA_55S	HDA	HDA SDOUT
HDA_SDOUT	HDA_55S	HDA	HDA SDOUT R
USB_EXT_A	USB_90D	USB	USB EXT_A P
USB_EXT_A	USB_90D	USB	USB EXT_A N
USB_EXT_A	USB_90D	USB	USB EXT_A MUXED P
USB_EXT_A	USB_90D	USB	USB EXT_A MUXED N
USB_MINI	USB_90D	USB	USB MINI P
USB_MINI	USB_90D	USB	USB MINI N
USB_EXTD	USB_90D	USB	USB EXT_D P
USB_EXTD	USB_90D	USB	USB EXT_D N
USB_CAMERA	USB_90D	USB	USB CAMERA P
USB_CAMERA	USB_90D	USB	USB CAMERA N
USB_BT	USB_90D	USB	USB BT P
USB_BT	USB_90D	USB	USB BT N
USB_TPAD	USB_90D	USB	USB TPAD P
USB_TPAD	USB_90D	USB	USB TPAD N
USB_IR	USB_90D	USB	USB IR P
USB_IR	USB_90D	USB	USB IR N
USB_EXTB	USB_90D	USB	USB EXTB P
USB_EXTB	USB_90D	USB	USB EXTB N
USB_EXCARD	USB_90D	USB	USB EXCARD P
USB_EXCARD	USB_90D	USB	USB EXCARD N
USB_EXTC	USB_90D	USB	USB EXTC P
USB_EXTC	USB_90D	USB	USB EXTC N
USB_RBIAS	USB_60S	USB	USB RBIAS
SMB_SB_SCL	SMB_55S	SMB	SMB CLK
SMB_SB_SDA	SMB_55S	SMB	SMB DATA
SMB_SB_ME_SCL	SMB_55S	SMB	SMB ME CLK
SMB_SB_ME_SDA	SMB_55S	SMB	SMB ME DATA
SPI_SCLK	SPI_55S	SPI	SPI SCLK R
SPI_SCLK	SPI_55S	SPI	SPI SCLK
SPI_SCLK	SPI_55S	SPI	SPI A SCLK R
SPI_SCLK	SPI_55S	SPI	SPI B SCLK R
SPI_SI	SPI_55S	SPI	SPI SI R
SPI_SI	SPI_55S	SPI	SPI SI
SPI_SI	SPI_55S	SPI	SPI A SI R
SPI_SI	SPI_55S	SPI	SPI B SI R
SPI_SO	SPI_55S	SPI	SPI SO
SPI_SO	SPI_55S	SPI	SPI A SO R
SPI_SO	SPI_55S	SPI	SPI B SO
SPI_SO	SPI_55S	SPI	SPI B SO R
SPI_CE_L0	SPI_55S	SPI	SPI CE R L<0>
SPI_CE_L0	SPI_55S	SPI	SPI CE L<0>
SPI_CE_L1	SPI_55S	SPI	SPI CE R L<1>
SPI_CE_L1	SPI_55S	SPI	SPI CE L<1>

SB Constraints (1 of 2)

SYNC_MASTER=T9_NOME SYNC_DATE=01/25/2007

NOTICE OF PROPRIETARY PROPERTY

THE INFORMATION CONTAINED HEREIN IS THE PROPRIETARY PROPERTY OF APPLE COMPUTER, INC. THE POSSESSOR AGREES TO THE FOLLOWING
 I TO MAINTAIN THE DOCUMENT IN CONFIDENCE
 II NOT TO REPRODUCE OR COPY IT
 III NOT TO REVEAL OR PUBLISH IN WHOLE OR PART

APPLE COMPUTER INC.	SCALE	DRAWING NUMBER	REV.
	NONE	D 051-7261	A.0.0
SHEET		OF	
86		92	

PCI Bus Constraints

PHYSICAL_RULE_SET	LAYER	ALLOW ROUTE ON LAYER?	MINIMUM LINE WIDTH	MINIMUM NECK WIDTH	MAXIMUM NECK LENGTH	DIFFPAIR PRIMARY GAP	DIFFPAIR NECK GAP
PCI_55S	*	=55_OHM_SE	=55_OHM_SE	=55_OHM_SE	=55_OHM_SE	=STANDARD	=STANDARD

SPACING_RULE_SET	LAYER	LINE-TO-LINE SPACING	WEIGHT
PCI	*	=2:1_SPACING	?

SOURCE: Santa Rosa Platform DG, Rev 1.0 (#21112), Sections 10.18.1 & 10.19

Controller Link (AMT) Constraints

PHYSICAL_RULE_SET	LAYER	ALLOW ROUTE ON LAYER?	MINIMUM LINE WIDTH	MINIMUM NECK WIDTH	MAXIMUM NECK LENGTH	DIFFPAIR PRIMARY GAP	DIFFPAIR NECK GAP
CLINK_55S	*	=55_OHM_SE	=55_OHM_SE	=55_OHM_SE	=55_OHM_SE	=STANDARD	=STANDARD
CLINK_12MIL	*	=STANDARD	12 MILS	5 MILS	300 MILS	=STANDARD	=STANDARD

SPACING_RULE_SET	LAYER	LINE-TO-LINE SPACING	WEIGHT
CLINK	*	=1.8:1_SPACING	?
CLINK_VREF	*	12 MILS	?

SOURCE: Santa Rosa Platform DG, Rev 1.0 (#21112), Sections 10.27.1.5-7, 10.29 & 10.30

Ethernet (Yukon) Constraints

PHYSICAL_RULE_SET	LAYER	ALLOW ROUTE ON LAYER?	MINIMUM LINE WIDTH	MINIMUM NECK WIDTH	MAXIMUM NECK LENGTH	DIFFPAIR PRIMARY GAP	DIFFPAIR NECK GAP
ENET_100D	*	=100_OHM_DIFF	=100_OHM_DIFF	=100_OHM_DIFF	=100_OHM_DIFF	=100_OHM_DIFF	=100_OHM_DIFF

SPACING_RULE_SET	LAYER	LINE-TO-LINE SPACING	WEIGHT
ENET_MDI	*	25 MILS	?

SOURCE: Based on Santa Rosa Platform DG, Rev 1.0 (#21112), Sections 10.27.1.5-7, 10.29 & 10.30

ELECTRICAL_CONSTRAINT_SET	NET_TYPE			
	PHYSICAL	SPACING		
PCI_AD	PCI_55S	PCI	PCI AD<18..0>	24 38
PCI_AD19	PCI_55S	PCI	PCI AD<19>	24 38
PCI_AD20	PCI_55S	PCI	PCI AD<20>	24 38
PCI_AD	PCI_55S	PCI	PCI AD<31..21>	24 38
PCI_AD	PCI_55S	PCI	PCI PAR	24 38
PCI_C_BE_L	PCI_55S	PCI	PCI C BE L<3..0>	24 38
PCI_CNTRL	PCI_55S	PCI	PCI IRDY_L	24 38
PCI_CNTRL	PCI_55S	PCI	PCI DEVSEL_L	24 38
PCI_CNTRL	PCI_55S	PCI	PCI PERR_L	24 38
PCI_LOCK_L	PCI_55S	PCI	PCI LOCK_L	24 38
PCI_CNTRL	PCI_55S	PCI	PCI SERR_L	24 38
PCI_CNTRL	PCI_55S	PCI	PCI STOP_L	24 38
PCI_CNTRL	PCI_55S	PCI	PCI TRDY_L	24 38
PCI_CNTRL	PCI_55S	PCI	PCI FRAME_L	24 38
PCI_FW_REQ_L	PCI_55S	PCI	PCI FW REQ_L	24 38
PCI_FW_GNT_L	PCI_55S	PCI	PCI FW GNT_L	24 38
PCI_REQ1_L	PCI_55S	PCI	PCI REQ1_L	24 38
PCI_GNT1_L	PCI_55S	PCI	PCI GNT1_L	24 38
PCI_REQ2_L	PCI_55S	PCI	PCI REQ2_L	24 38
PCI_GNT2_L	PCI_55S	PCI	PCI GNT2_L	24 38
INT_PIRQA_L	PCI_55S	PCI	INT PIRQA_L	24 38
INT_PIRQB_L	PCI_55S	PCI	INT PIRQB_L	24 38
INT_PIRQC_L	PCI_55S	PCI	INT PIRQC_L	24 38
INT_PIRQD_L	PCI_55S	PCI	INT PIRQD_L	24 38
INT_PIRQE_L	PCI_55S	PCI	INT PIRQE_L	24 38
INT_PIRQF_L	PCI_55S	PCI	INT PIRQF_L	24 38
PCIE_A_R2D	PCIE_100D	PCIE	PCIE A R2D C P	24 34
PCIE_A_R2D	PCIE_100D	PCIE	PCIE A R2D C N	24 34
PCIE_A_D2R	PCIE_100D	PCIE	PCIE A D2R P	24 34
PCIE_A_D2R	PCIE_100D	PCIE	PCIE A D2R N	24 34
PCIE_B_R2D	PCIE_100D	PCIE	PCIE B R2D C P	24 34
PCIE_B_R2D	PCIE_100D	PCIE	PCIE B R2D C N	24 34
PCIE_B_D2R	PCIE_100D	PCIE	PCIE B D2R P	24 34
PCIE_B_D2R	PCIE_100D	PCIE	PCIE B D2R N	24 34
PCIE_EXCARD_R2D	PCIE_100D	PCIE	PCIE EXCARD R2D C P	24 34
PCIE_EXCARD_R2D	PCIE_100D	PCIE	PCIE EXCARD R2D C N	24 34
PCIE_EXCARD_D2R	PCIE_100D	PCIE	PCIE EXCARD D2R P	24 34
PCIE_EXCARD_D2R	PCIE_100D	PCIE	PCIE EXCARD D2R N	24 34
PCIE_FW_R2D	PCIE_100D	PCIE	PCIE FW R2D C P	24 34
PCIE_FW_R2D	PCIE_100D	PCIE	PCIE FW R2D C N	24 34
PCIE_FW_D2R	PCIE_100D	PCIE	PCIE FW D2R P	24 34
PCIE_FW_D2R	PCIE_100D	PCIE	PCIE FW D2R N	24 34
PCIE_MINI_R2D	PCIE_100D	PCIE	PCIE MINI R2D C P	24 34
PCIE_MINI_R2D	PCIE_100D	PCIE	PCIE MINI R2D C N	24 34
PCIE_MINI_D2R	PCIE_100D	PCIE	PCIE MINI D2R P	24 34
PCIE_MINI_D2R	PCIE_100D	PCIE	PCIE MINI D2R N	24 34
GLAN_COMP			GLAN COMP	23
CLINK_NB	CLINK_55S	CLINK	CLINK NB CLK	16 25
CLINK_NB	CLINK_55S	CLINK	CLINK NB DATA	16 25
CLINK_NB_RESET_L	CLINK_55S	CLINK	CLINK NB RESET_L	16 25
CLINK_WLAN	CLINK_55S	CLINK	CLINK WLAN CLK	16 25
CLINK_WLAN	CLINK_55S	CLINK	CLINK WLAN DATA	16 25
CLINK_WLAN_RESET_L	CLINK_55S	CLINK	CLINK WLAN RESET_L	16 25
NB_CLINK_VREF	CLINK_12MIL	CLINK_VREF	NB CLINK VREF	16 25
SB_CLINK_VREF0	CLINK_12MIL	CLINK_VREF	SB CLINK VREF0	25
SB_CLINK_VREF1	CLINK_12MIL	CLINK_VREF	SB CLINK VREF1	25
PCIE_ENET_R2D	PCIE_100D	PCIE	PCIE ENET R2D C P	24 35
PCIE_ENET_R2D	PCIE_100D	PCIE	PCIE ENET R2D C N	24 35
PCIE_ENET_R2D	PCIE_100D	PCIE	PCIE ENET R2D P	24 35
PCIE_ENET_R2D	PCIE_100D	PCIE	PCIE ENET R2D N	24 35
PCIE_ENET_D2R	PCIE_100D	PCIE	PCIE ENET D2R P	24 35
PCIE_ENET_D2R	PCIE_100D	PCIE	PCIE ENET D2R N	24 35
PCIE_ENET_D2R	PCIE_100D	PCIE	PCIE ENET D2R C P	24 35
PCIE_ENET_D2R	PCIE_100D	PCIE	PCIE ENET D2R C N	24 35
ENET_MDI	ENET_100D	ENET_MDI	ENET MDI P<0>	35 37
ENET_MDI	ENET_100D	ENET_MDI	ENET MDI N<0>	35 37
ENET_MDI	ENET_100D	ENET_MDI	ENET MDI P<1>	35 37
ENET_MDI	ENET_100D	ENET_MDI	ENET MDI N<1>	35 37
ENET_MDI	ENET_100D	ENET_MDI	ENET MDI P<2>	35 37
ENET_MDI	ENET_100D	ENET_MDI	ENET MDI N<2>	35 37
ENET_MDI	ENET_100D	ENET_MDI	ENET MDI P<3>	35 37
ENET_MDI	ENET_100D	ENET_MDI	ENET MDI N<3>	35 37

SB Constraints (2 of 2)

SYNC_MASTER=T9_NAME SYNC_DATE=01/25/2007

NOTICE OF PROPRIETARY PROPERTY

THE INFORMATION CONTAINED HEREIN IS THE PROPRIETARY PROPERTY OF APPLE COMPUTER, INC. THE POSSESSOR AGREES TO THE FOLLOWING

I TO MAINTAIN THE DOCUMENT IN CONFIDENCE

II NOT TO REPRODUCE OR COPY IT

III NOT TO REVEAL OR PUBLISH IN WHOLE OR PART



APPLE COMPUTER INC.

SIZE	DRAWING NUMBER	REV.
D	051-7261	A.0.0
SCALE	SHT	OF
NONE	87	92

Clock Signal Constraints

PHYSICAL_RULE_SET	LAYER	ALLOW ROUTE ON LAYER?	MINIMUM LINE WIDTH	MINIMUM NECK WIDTH	MAXIMUM NECK LENGTH	DIFFPAIR PRIMARY GAP	DIFFPAIR NECK GAP
CLK_FSB_100D	*	=100_OHM_DIFF	=100_OHM_DIFF	=100_OHM_DIFF	=100_OHM_DIFF	=100_OHM_DIFF	=100_OHM_DIFF
CLK_PCIE_100D	*	=100_OHM_DIFF	=100_OHM_DIFF	=100_OHM_DIFF	=100_OHM_DIFF	=100_OHM_DIFF	=100_OHM_DIFF
CLK_MED_55S	*	=55_OHM_SE	=55_OHM_SE	=55_OHM_SE	=55_OHM_SE	=STANDARD	=STANDARD
CLK_SLOW_55S	*	=55_OHM_SE	=55_OHM_SE	=55_OHM_SE	=55_OHM_SE	=STANDARD	=STANDARD

SPACING_RULE_SET	LAYER	LINE-TO-LINE SPACING	WEIGHT
CLK_FSB	*	25 MIL	?
CLK_PCIE	*	20 MIL	?
CLK_MED	*	20 MIL	?
CLK_SLOW	*	10 MIL	?

SOURCE: Santa Rosa Platform DG, Rev 1.0 (#21112), Sections 14.1 - 14.6

Clock Net Properties

ELECTRICAL_CONSTRAINT_SET	NET_TYPE			
	PHYSICAL	SPACING		
CK505_CPU0	CLK_FSB_100D	CLK_FSB	CK505_CPU0 P	29 30
CK505_CPU1	CLK_FSB_100D	CLK_FSB	CK505_CPU0 N	29 30
CK505_NB	CLK_FSB_100D	CLK_FSB	CK505_CPU1 P	29 30
CK505_NB	CLK_FSB_100D	CLK_FSB	CK505_CPU1 N	29 30
CK505_ITP	CLK_FSB_100D	CLK_FSB	CK505_CPU2 ITP_SRC10 P	29 30
CK505_ITP	CLK_FSB_100D	CLK_FSB	CK505_CPU2 ITP_SRC10 N	29 30
CK505_PCIF0	CLK_MED_55S	CLK_MED	CK505_PCIF0 CLK ITPEN	29 30
CK505_PCIF1	CLK_MED_55S	CLK_MED	CK505_PCIF1 CLK	29 30
CK505_PCI1	CLK_MED_55S	CLK_MED	CK505_PCI1 CLK	29 30
CK505_PCI2	CLK_MED_55S	CLK_MED	CK505_PCI2 CLK	29 30
CK505_PCI3	CLK_MED_55S	CLK_MED	CK505_PCI3 CLK	29 30
CK505_PCI4	CLK_MED_55S	CLK_MED	CK505_PCI4 CLK	29 30
CK505_PCI5	CLK_MED_55S	CLK_MED	CK505_PCI5 CLK FCTSEL	29 30
(CPU_BSEL0)	CLK_MED_55S	CLK_MED	CK505_48M_FSA	29 30
(CPU_BSEL2)	CLK_MED_55S	CLK_MED	CK505_REF0_FSC	29 30
CK505_DOT96	CLK_PCIE_100D	CLK_PCIE	CK505_DOT96_27M P	29 30
	CLK_PCIE_100D	CLK_PCIE	CK505_DOT96_27M N	29 30
CK505_LVDS	CLK_PCIE_100D	CLK_PCIE	CK505_LVDS P	29 30
	CLK_PCIE_100D	CLK_PCIE	CK505_LVDS N	29 30
CK505_SRC1	CLK_PCIE_100D	CLK_PCIE	CK505_SRC1 P	29 30
	CLK_PCIE_100D	CLK_PCIE	CK505_SRC1 N	29 30
CK505_SRC2	CLK_PCIE_100D	CLK_PCIE	CK505_SRC2 P	29 30
	CLK_PCIE_100D	CLK_PCIE	CK505_SRC2 N	29 30
CK505_SRC3	CLK_PCIE_100D	CLK_PCIE	CK505_SRC3 P	29 30
	CLK_PCIE_100D	CLK_PCIE	CK505_SRC3 N	29 30
CK505_SRC4	CLK_PCIE_100D	CLK_PCIE	CK505_SRC4 P	29 30
	CLK_PCIE_100D	CLK_PCIE	CK505_SRC4 N	29 30
CK505_SRC5	CLK_PCIE_100D	CLK_PCIE	CK505_SRC5 P	29 30
	CLK_PCIE_100D	CLK_PCIE	CK505_SRC5 N	29 30
CK505_SRC6	CLK_PCIE_100D	CLK_PCIE	CK505_SRC6 P	29 30
	CLK_PCIE_100D	CLK_PCIE	CK505_SRC6 N	29 30
CK505_SRC7	CLK_PCIE_100D	CLK_PCIE	CK505_SRC7 P	29 30
	CLK_PCIE_100D	CLK_PCIE	CK505_SRC7 N	29 30
CK505_SRC8	CLK_PCIE_100D	CLK_PCIE	CK505_SRC8 P	29 30
	CLK_PCIE_100D	CLK_PCIE	CK505_SRC8 N	29 30
(CK505_CPU)	CLK_FSB_100D	CLK_FSB	FSB_CLK_CPU P	7 10 30
(CK505_CPU)	CLK_FSB_100D	CLK_FSB	FSB_CLK_CPU N	7 10 30
(CK505_NB)	CLK_FSB_100D	CLK_FSB	FSB_CLK_NB P	7 14 30
(CK505_NB)	CLK_FSB_100D	CLK_FSB	FSB_CLK_NB N	7 14 30
(CK505_ITP)	CLK_FSB_100D	CLK_FSB	XDP_CLK P	13 30 83
(CK505_ITP)	CLK_FSB_100D	CLK_FSB	XDP_CLK N	13 30 83
(CK505_PCIF0)	CLK_MED_55S	CLK_MED	PCI_CLK33M_LPCPLUS	7 30 47
(CK505_PCIF1)	CLK_MED_55S	CLK_MED	PCI_CLK33M_SB	24 30
(CK505_PCI1)	CLK_MED_55S	CLK_MED	PCI_CLK33M_FW	30 38
(CK505_PCI2)	CLK_MED_55S	CLK_MED	PCI_CLK33M_TPM	
(CK505_PCI3)	CLK_MED_55S	CLK_MED	PCI_CLK33M_SMC	30 45
(CPU_BSEL0)	CLK_MED_55S	CLK_MED	CK505_PCI4 is project-specific	
(CPU_BSEL2)	CLK_MED_55S	CLK_MED	CK505_PCI5 is project-specific	
(CPU_BSEL0)	CLK_MED_55S	CLK_MED	SB_CLK48M_USBCTRL	25 30
(CPU_BSEL2)	CLK_MED_55S	CLK_MED	SB_CLK14P3M_TIMER	25 30
(CPU_BSEL0)	CLK_MED_55S	CLK_MED	CK505_FSA	30
(CPU_BSEL2)	CLK_MED_55S	CLK_MED	CK505_FSC	30
(CK505_DOT96)	CLK_PCIE_100D	CLK_PCIE	NB_CLK96M_DOT P	7
(CK505_DOT96)	CLK_PCIE_100D	CLK_PCIE	NB_CLK96M_DOT N	7
(CK505_LVDS)	CLK_PCIE_100D	CLK_PCIE	NB_CLK100M_DPLLSS P	7 22 30
(CK505_LVDS)	CLK_PCIE_100D	CLK_PCIE	NB_CLK100M_DPLLSS N	7 22 30
(CK505_SRC1)	CLK_PCIE_100D	CLK_PCIE	PEG_CLK100M P	9
(CK505_SRC1)	CLK_PCIE_100D	CLK_PCIE	PEG_CLK100M N	9
(CK505_SRC2)	CLK_PCIE_100D	CLK_PCIE	SB_CLK100M_DMI P	24 30
(CK505_SRC2)	CLK_PCIE_100D	CLK_PCIE	SB_CLK100M_DMI N	24 30
(CK505_SRC3)	CLK_PCIE_100D	CLK_PCIE	PCIE_CLK100M_EXCARD P	30 34
(CK505_SRC3)	CLK_PCIE_100D	CLK_PCIE	PCIE_CLK100M_EXCARD N	30 34
(CK505_SRC4)	CLK_PCIE_100D	CLK_PCIE	SB_CLK100M_SATA P	23 30
(CK505_SRC4)	CLK_PCIE_100D	CLK_PCIE	SB_CLK100M_SATA N	23 30
(CK505_SRC5)	CLK_PCIE_100D	CLK_PCIE	NB_CLK100M_PCIE P	7 16 30
(CK505_SRC5)	CLK_PCIE_100D	CLK_PCIE	NB_CLK100M_PCIE N	7 16 30
(CK505_SRC6)	CLK_PCIE_100D	CLK_PCIE	PCIE_CLK100M_MINI P	30 34
(CK505_SRC6)	CLK_PCIE_100D	CLK_PCIE	PCIE_CLK100M_MINI N	30 34
(CK505_SRC7)			CK505_SRC7 is project-specific	
(CK505_SRC8)	CLK_PCIE_100D	CLK_PCIE	PCIE_CLK100M_ENET P	30 35
(CK505_SRC8)	CLK_PCIE_100D	CLK_PCIE	PCIE_CLK100M_ENET N	30 35

SMC SMBus Net Properties

ELECTRICAL_CONSTRAINT_SET	NET_TYPE			
	PHYSICAL	SPACING		
SMBUS_SMC_A_S3_SCL	SMB_55S	SMB	SMBUS_SMC_A_S3_SCL	48
SMBUS_SMC_A_S3_SDA	SMB_55S	SMB	SMBUS_SMC_A_S3_SDA	48
SMBUS_SMC_B_S0_SCL	SMB_55S	SMB	SMBUS_SMC_B_S0_SCL	48
SMBUS_SMC_B_S0_SDA	SMB_55S	SMB	SMBUS_SMC_B_S0_SDA	48
SMBUS_SMC_0_S0_SCL	SMB_55S	SMB	SMBUS_SMC_0_S0_SCL	48
SMBUS_SMC_0_S0_SDA	SMB_55S	SMB	SMBUS_SMC_0_S0_SDA	48
SMBUS_SMC_BSA_SCL	SMB_55S	SMB	SMBUS_SMC_BSA_SCL	48
SMBUS_SMC_BSA_SDA	SMB_55S	SMB	SMBUS_SMC_BSA_SDA	48
SMBUS_SMC_MGMT_SCL	SMB_55S	SMB	SMBUS_SMC_MGMT_SCL	48
SMBUS_SMC_MGMT_SDA	SMB_55S	SMB	SMBUS_SMC_MGMT_SDA	48

Clock & SMC Constraints

SYNC_MASTER=T9_NAME SYNC_DATE=01/25/2007

NOTICE OF PROPRIETARY PROPERTY

THE INFORMATION CONTAINED HEREIN IS THE PROPRIETARY PROPERTY OF APPLE COMPUTER, INC. THE POSSESSOR AGREES TO THE FOLLOWING
 I TO MAINTAIN THE DOCUMENT IN CONFIDENCE
 II NOT TO REPRODUCE OR COPY IT
 III NOT TO REVEAL OR PUBLISH IN WHOLE OR PART



APPLE COMPUTER INC.

SIZE	DRAWING NUMBER	REV.
D	051-7261	A.0.0
SCALE	SHT	OF
NONE	88	92

FireWire Interface Constraints

PHYSICAL_RULE_SET	LAYER	ALLOW ROUTE ON LAYER?	MINIMUM LINE WIDTH	MINIMUM NECK WIDTH	MAXIMUM NECK LENGTH	DIFFPAIR PRIMARY GAP	DIFFPAIR NECK GAP
FW_55S	*	=55_OHM_SE	=55_OHM_SE	=55_OHM_SE	=55_OHM_SE	=STANDARD	=STANDARD
FW_110D	*	=110_OHM_DIFF	=110_OHM_DIFF	=110_OHM_DIFF	=110_OHM_DIFF	=110_OHM_DIFF	=110_OHM_DIFF

SPACING_RULE_SET	LAYER	LINE-TO-LINE SPACING	WEIGHT
FW	*	=2:1_SPACING	?
FW_TP	*	=3:1_SPACING	?

FireWire Net Properties

ELECTRICAL_CONSTRAINT_SET	NET_TYPE		
	PHYSICAL	SPACING	
EW_D_CTL	EW_55S	FW	FW LINK<7..0>
EW_D_CTL	EW_55S	FW	FW CTL<1..0>
EW_LCLK	CLK_MED_55S	CLK_MED	CLKFW LINK_LCLK
EW_LCLK	CLK_MED_55S	CLK_MED	CLKFW PHY_LCLK 38 39
EW_PCLK	CLK_MED_55S	CLK_MED	CLKFW LINK_PCLK 38 39
EW_PCLK	CLK_MED_55S	CLK_MED	CLKFW PHY_PCLK 38 39
EW_LKON	EW_55S	FW	FW LKON
EW_LKON	EW_55S	FW	FW LKON R
EW_LPS	EW_55S	FW	FW LPS 38 39
EW_LREQ	EW_55S	FW	FW LREQ 38 39
EW_PINT	EW_55S	FW	FW PINT 38 39
EWPHY_CLK98P304M_XI	CLK_MED_55S	CLK_MED	CLK98P304M FW_XI_R
EWPHY_CLK98P304M_XI	CLK_MED_55S	CLK_MED	CLK98P304M FW_XI
EW_0_TPA	EW_110D	EW_TP	FW 0 TPA P 39 41
EW_0_TPA	EW_110D	EW_TP	FW 0 TPA N 39 41
EW_0_TPB	EW_110D	EW_TP	FW 0 TPB P 39 41
EW_0_TPB	EW_110D	EW_TP	FW 0 TPB N 39 41
EW_1_TPA	EW_110D	EW_TP	FW 1 TPA P 39 41
EW_1_TPA	EW_110D	EW_TP	FW 1 TPA N 39 41
EW_1_TPB	EW_110D	EW_TP	FW 1 TPB P 39 41
EW_1_TPB	EW_110D	EW_TP	FW 1 TPB N 39 41
Port 2 Not Used			

FireWire Constraints

SYNC_MASTER=T9_NOME SYNC_DATE=01/25/2007


NOTICE OF PROPRIETARY PROPERTY

THE INFORMATION CONTAINED HEREIN IS THE PROPRIETARY PROPERTY OF APPLE COMPUTER, INC. THE POSSESSOR AGREES TO THE FOLLOWING

I TO MAINTAIN THE DOCUMENT IN CONFIDENCE

II NOT TO REPRODUCE OR COPY IT

III NOT TO REVEAL OR PUBLISH IN WHOLE OR PART

 APPLE COMPUTER INC.	SIZE	DRAWING NUMBER	REV.
	D	051-7261	A.0.0
SCALE	SHT	OF	
NONE	89	92	

GDDR3 Frame Buffer Signal Constraints

PHYSICAL_RULE_SET	LAYER	ALLOW ROUTE ON LAYER?	MINIMUM LINE WIDTH	MINIMUM NECK WIDTH	MAXIMUM NECK LENGTH	DIFFPAIR PRIMARY GAP	DIFFPAIR NECK GAP
GDDR3_40R50SE	*	=50_OHM_SE	=40_OHM_SE	=50_OHM_SE	12.7 MM	=STANDARD	=STANDARD
GDDR3_50SE	*	=50_OHM_SE	=50_OHM_SE	=50_OHM_SE	=50_OHM_SE	=STANDARD	=STANDARD
GDDR3_80D	*	=80_OHM_DIFF	=80_OHM_DIFF	=80_OHM_DIFF	=80_OHM_DIFF	=80_OHM_DIFF	=80_OHM_DIFF

SPACING_RULE_SET	LAYER	LINE-TO-LINE SPACING	WEIGHT
GDDR3_CLK	*	=2.5:1_SPACING	?
GDDR3_CMD	*	=2.5:1_SPACING	?
GDDR3_DATA	*	=2.5:1_SPACING	?
GDDR3_DQS	*	=2.5:1_SPACING	?

Video Signal Constraints

PHYSICAL_RULE_SET	LAYER	ALLOW ROUTE ON LAYER?	MINIMUM LINE WIDTH	MINIMUM NECK WIDTH	MAXIMUM NECK LENGTH	DIFFPAIR PRIMARY GAP	DIFFPAIR NECK GAP
TMDS_100D	*	=100_OHM_DIFF	=100_OHM_DIFF	=100_OHM_DIFF	=100_OHM_DIFF	=100_OHM_DIFF	=100_OHM_DIFF
VGA_50S	*	=50_OHM_SE	=50_OHM_SE	=50_OHM_SE	=50_OHM_SE	=STANDARD	=STANDARD
VGA_55S	*	=55_OHM_SE	=55_OHM_SE	=55_OHM_SE	=55_OHM_SE	=STANDARD	=STANDARD

SPACING_RULE_SET	LAYER	LINE-TO-LINE SPACING	WEIGHT
TMDS	*	20 MIL	?
VGA	*	20 MIL	?
VGA_SYNC	*	20 MIL	?

GDDR3 FB A/B Net Properties

ELECTRICAL_CONSTRAINT_SET	NET_TYPE			
	PHYSICAL	SPACING		
FB_A_CLK_P	GDDR3_80D	GDDR3_CLK	FB A CLK P<0>	70 71
FB_A_CLK_N	GDDR3_80D	GDDR3_CLK	FB A CLK N<0>	70 71
FB_B_CLK_P	GDDR3_80D	GDDR3_CLK	FB A CLK P<1>	70 71
FB_B_CLK_N	GDDR3_80D	GDDR3_CLK	FB A CLK N<1>	70 71
FB_AB_CMD	GDDR3_40R50SE	GDDR3_CMD	FB A MA<1..0>	70 71
FB_AB_CMD	GDDR3_40R50SE	GDDR3_CMD	FB A MA<11..6>	70 71
FB_AB_CMD	GDDR3_40R50SE	GDDR3_CMD	FB A BA<2..0>	70 71
FB_AB_CMD	GDDR3_40R50SE	GDDR3_CMD	FB A RAS L	70 71
FB_AB_CMD	GDDR3_40R50SE	GDDR3_CMD	FB A CAS L	70 71
FB_AB_CMD	GDDR3_40R50SE	GDDR3_CMD	FB A WE L	70 71
FB_AB_CMD_PD	GDDR3_40R50SE	GDDR3_CMD	FB A CKE	70 71
FB_AB_CMD	GDDR3_40R50SE	GDDR3_CMD	FB A CS0 L	70 71
FB_AB_CMD_PD	GDDR3_40R50SE	GDDR3_CMD	FB A DRAM_RST	70 71
FB_A_CMD	GDDR3_50SE	GDDR3_CMD	FB A LMA<5..2>	70 71
FB_B_CMD	GDDR3_50SE	GDDR3_CMD	FB A UMA<5..2>	70 71
FB_A_WDQS0	GDDR3_50SE	GDDR3_DQS	FB A WDQS<0>	70 71
FB_A_WDQS1	GDDR3_50SE	GDDR3_DQS	FB A WDQS<1>	70 71
FB_A_WDQS2	GDDR3_50SE	GDDR3_DQS	FB A WDQS<2>	70 71
FB_A_WDQS3	GDDR3_50SE	GDDR3_DQS	FB A WDQS<3>	70 71
FB_A_RDQS0	GDDR3_50SE	GDDR3_DQS	FB A RDQS<0>	70 71
FB_A_RDQS1	GDDR3_50SE	GDDR3_DQS	FB A RDQS<1>	70 71
FB_A_RDQS2	GDDR3_50SE	GDDR3_DQS	FB A RDQS<2>	70 71
FB_A_RDQS3	GDDR3_50SE	GDDR3_DQS	FB A RDQS<3>	70 71
FB_A_DQ_BYTE0	GDDR3_50SE	GDDR3_DATA	FB A DQ<7..0>	70 71
FB_A_DQ_BYTE1	GDDR3_50SE	GDDR3_DATA	FB A DQ<15..8>	70 71
FB_A_DQ_BYTE2	GDDR3_50SE	GDDR3_DATA	FB A DQ<23..16>	70 71
FB_A_DQ_BYTE3	GDDR3_50SE	GDDR3_DATA	FB A DQ<31..24>	70 71
FB_A_DQM0	GDDR3_50SE	GDDR3_DATA	FB A DQM L<0>	70 71
FB_A_DQM1	GDDR3_50SE	GDDR3_DATA	FB A DQM L<1>	70 71
FB_A_DQM2	GDDR3_50SE	GDDR3_DATA	FB A DQM L<2>	70 71
FB_A_DQM3	GDDR3_50SE	GDDR3_DATA	FB A DQM L<3>	70 71
FB_B_WDQS0	GDDR3_50SE	GDDR3_DQS	FB A WDQS<4>	70 71
FB_B_WDQS1	GDDR3_50SE	GDDR3_DQS	FB A WDQS<5>	70 71
FB_B_WDQS2	GDDR3_50SE	GDDR3_DQS	FB A WDQS<6>	70 71
FB_B_WDQS3	GDDR3_50SE	GDDR3_DQS	FB A WDQS<7>	70 71
FB_B_RDQS0	GDDR3_50SE	GDDR3_DQS	FB A RDQS<4>	70 71
FB_B_RDQS1	GDDR3_50SE	GDDR3_DQS	FB A RDQS<5>	70 71
FB_B_RDQS2	GDDR3_50SE	GDDR3_DQS	FB A RDQS<6>	70 71
FB_B_RDQS3	GDDR3_50SE	GDDR3_DQS	FB A RDQS<7>	70 71
FB_B_DQ_BYTE0	GDDR3_50SE	GDDR3_DATA	FB A DQ<39..32>	70 71
FB_B_DQ_BYTE1	GDDR3_50SE	GDDR3_DATA	FB A DQ<47..40>	70 71
FB_B_DQ_BYTE2	GDDR3_50SE	GDDR3_DATA	FB A DQ<55..48>	70 71
FB_B_DQ_BYTE3	GDDR3_50SE	GDDR3_DATA	FB A DQ<63..56>	70 71
FB_B_DQM0	GDDR3_50SE	GDDR3_DATA	FB A DQM L<4>	70 71
FB_B_DQM1	GDDR3_50SE	GDDR3_DATA	FB A DQM L<5>	70 71
FB_B_DQM2	GDDR3_50SE	GDDR3_DATA	FB A DQM L<6>	70 71
FB_B_DQM3	GDDR3_50SE	GDDR3_DATA	FB A DQM L<7>	70 71

GDDR3 FB C/D Net Properties

ELECTRICAL_CONSTRAINT_SET	NET_TYPE			
	PHYSICAL	SPACING		
FB_C_CLK_P	GDDR3_80D	GDDR3_CLK	FB B CLK P<0>	70 72
FB_C_CLK_N	GDDR3_80D	GDDR3_CLK	FB B CLK N<0>	70 72
FB_D_CLK_P	GDDR3_80D	GDDR3_CLK	FB B CLK P<1>	70 72
FB_D_CLK_N	GDDR3_80D	GDDR3_CLK	FB B CLK N<1>	70 72
FB_CD_CMD	GDDR3_40R50SE	GDDR3_CMD	FB B MA<1..0>	70 72
FB_CD_CMD	GDDR3_40R50SE	GDDR3_CMD	FB B MA<11..6>	70 72
FB_CD_CMD	GDDR3_40R50SE	GDDR3_CMD	FB B BA<2..0>	70 72
FB_CD_CMD	GDDR3_40R50SE	GDDR3_CMD	FB B RAS L	70 72
FB_CD_CMD	GDDR3_40R50SE	GDDR3_CMD	FB B CAS L	70 72
FB_CD_CMD	GDDR3_40R50SE	GDDR3_CMD	FB B WE L	70 72
FB_CD_CMD_PD	GDDR3_40R50SE	GDDR3_CMD	FB B CKE	70 72
FB_CD_CMD	GDDR3_40R50SE	GDDR3_CMD	FB B CS0 L	70 72
FB_CD_CMD_PD	GDDR3_40R50SE	GDDR3_CMD	FB B DRAM_RST	70 72
FB_C_CMD	GDDR3_50SE	GDDR3_CMD	FB B LMA<5..2>	70 72
FB_D_CMD	GDDR3_50SE	GDDR3_CMD	FB B UMA<5..2>	70 72
FB_C_WDQS0	GDDR3_50SE	GDDR3_DQS	FB B WDQS<0>	70 72
FB_C_WDQS1	GDDR3_50SE	GDDR3_DQS	FB B WDQS<1>	70 72
FB_C_WDQS2	GDDR3_50SE	GDDR3_DQS	FB B WDQS<2>	70 72
FB_C_WDQS3	GDDR3_50SE	GDDR3_DQS	FB B WDQS<3>	70 72
FB_C_RDQS0	GDDR3_50SE	GDDR3_DQS	FB B RDQS<0>	70 72
FB_C_RDQS1	GDDR3_50SE	GDDR3_DQS	FB B RDQS<1>	70 72
FB_C_RDQS2	GDDR3_50SE	GDDR3_DQS	FB B RDQS<2>	70 72
FB_C_RDQS3	GDDR3_50SE	GDDR3_DQS	FB B RDQS<3>	70 72
FB_C_DQ_BYTE0	GDDR3_50SE	GDDR3_DATA	FB B DQ<7..0>	70 72
FB_C_DQ_BYTE1	GDDR3_50SE	GDDR3_DATA	FB B DQ<15..8>	70 72
FB_C_DQ_BYTE2	GDDR3_50SE	GDDR3_DATA	FB B DQ<23..16>	70 72
FB_C_DQ_BYTE3	GDDR3_50SE	GDDR3_DATA	FB B DQ<31..24>	70 72
FB_C_DQM0	GDDR3_50SE	GDDR3_DATA	FB B DQM L<0>	70 72
FB_C_DQM1	GDDR3_50SE	GDDR3_DATA	FB B DQM L<1>	70 72
FB_C_DQM2	GDDR3_50SE	GDDR3_DATA	FB B DQM L<2>	70 72
FB_C_DQM3	GDDR3_50SE	GDDR3_DATA	FB B DQM L<3>	70 72
FB_D_WDQS0	GDDR3_50SE	GDDR3_DQS	FB B WDQS<4>	70 72
FB_D_WDQS1	GDDR3_50SE	GDDR3_DQS	FB B WDQS<5>	70 72
FB_D_WDQS2	GDDR3_50SE	GDDR3_DQS	FB B WDQS<6>	70 72
FB_D_WDQS3	GDDR3_50SE	GDDR3_DQS	FB B WDQS<7>	70 72
FB_D_RDQS0	GDDR3_50SE	GDDR3_DQS	FB B RDQS<4>	70 72
FB_D_RDQS1	GDDR3_50SE	GDDR3_DQS	FB B RDQS<5>	70 72
FB_D_RDQS2	GDDR3_50SE	GDDR3_DQS	FB B RDQS<6>	70 72
FB_D_RDQS3	GDDR3_50SE	GDDR3_DQS	FB B RDQS<7>	70 72
FB_D_DQ_BYTE0	GDDR3_50SE	GDDR3_DATA	FB B DQ<39..32>	70 72
FB_D_DQ_BYTE1	GDDR3_50SE	GDDR3_DATA	FB B DQ<47..40>	70 72
FB_D_DQ_BYTE2	GDDR3_50SE	GDDR3_DATA	FB B DQ<55..48>	70 72
FB_D_DQ_BYTE3	GDDR3_50SE	GDDR3_DATA	FB B DQ<63..56>	70 72
FB_D_DQM0	GDDR3_50SE	GDDR3_DATA	FB B DQM L<4>	70 72
FB_D_DQM1	GDDR3_50SE	GDDR3_DATA	FB B DQM L<5>	70 72
FB_D_DQM2	GDDR3_50SE	GDDR3_DATA	FB B DQM L<6>	70 72
FB_D_DQM3	GDDR3_50SE	GDDR3_DATA	FB B DQM L<7>	70 72

G84M Net Properties

ELECTRICAL_CONSTRAINT_SET	NET_TYPE			
	PHYSICAL	SPACING		
(CK505_DOT96)	CLK_SLOW_55S	CLK_SLOW	GPU_CLK27M	30
	CLK_SLOW_55S	CLK_SLOW	GPU_CLK27M_GATED	30 74
CK505_CLK27MSS	CLK_SLOW_55S	CLK_SLOW	GPU_CLK27M_SS	30
	CLK_SLOW_55S	CLK_SLOW	GPU_CLK27M_SS_GATED	30 74
	LVDS_100D	LVDS	LVDS L CLK P	7 75 79
	LVDS_100D	LVDS	LVDS L CLK N	7 75 79
	LVDS_100D	LVDS	LVDS L DATA P<3..0>	7 74 75 79
	LVDS_100D	LVDS	LVDS L DATA N<3..0>	74 75 79
	LVDS_100D	LVDS	LVDS U CLK P	75 79
	LVDS_100D	LVDS	LVDS U CLK N	75 79
	LVDS_100D	LVDS	LVDS U DATA P<3..0>	74 75 79
	LVDS_100D	LVDS	LVDS U DATA N<3..0>	74 75 79
TMDS_CLK	TMDS_100D	TMDS	TMDS CLK P	75 78
TMDS_CLK	TMDS_100D	TMDS	TMDS CLK N	75 78
TMDS_DATA	TMDS_100D	TMDS	TMDS DATA P<5..0>	75 78
TMDS_DATA	TMDS_100D	TMDS	TMDS DATA N<5..0>	75 78
VGA_B_TV_C	VGA_50S	VGA	GPU_TV_C_VGA_R	74 78
VGA_G_TV_Y	VGA_50S	VGA	GPU_TV_Y_VGA_G	74 78
VGA_B_TV_COMP	VGA_50S	VGA	GPU_TV_COMP_VGA_B	74 78
	VGA_50S	VGA	GPU_VGA_R	74 75
	VGA_50S	VGA	GPU_VGA_G	74 75
	VGA_50S	VGA	GPU_VGA_B	74 75
	VGA_50S	VGA	GPU_TV_C	74 75
	VGA_50S	VGA	GPU_TV_Y	74 75
	VGA_50S	VGA	GPU_TV_COMP	74 75
VGA_SYNC	VGA_55S	VGA_SYNC	GPU_VGA_HSYNC	75 78
VGA_SYNC	VGA_55S	VGA_SYNC	GPU_VGA_VSYNC	75 78

GPU (G84M) Constraints

SYNC_MASTER=M75_MLB SYNC_DATE=01/26/2007

NOTICE OF PROPRIETARY PROPERTY

THE INFORMATION CONTAINED HEREIN IS THE PROPRIETARY PROPERTY OF APPLE COMPUTER, INC. THE POSSESSOR AGREES TO THE FOLLOWING
 I TO MAINTAIN THE DOCUMENT IN CONFIDENCE
 II NOT TO REPRODUCE OR COPY IT
 III NOT TO REVEAL OR PUBLISH IN WHOLE OR PART

APPLE COMPUTER INC.	SIZE	DRAWING NUMBER	REV.
	D	051-7261	A.0.0
SCALE	SHT	OF	
NONE	90	92	

PHYSICAL_RULE_SET	LAYER	ALLOW ROUTE ON LAYER?	MINIMUM LINE WIDTH	MINIMUM NECK WIDTH	MAXIMUM NECK LENGTH	DIFFPAIR PRIMARY GAP	DIFFPAIR NECK GAP
SENSE_1T01_55S	*	=1:1_DIFFPAIR	=55_OHM_SE	=55_OHM_SE	=55_OHM_SE	=1:1_DIFFPAIR	=1:1_DIFFPAIR
THERM_1T01_55S	*	=1:1_DIFFPAIR	=55_OHM_SE	=55_OHM_SE	=55_OHM_SE	=1:1_DIFFPAIR	=1:1_DIFFPAIR

SPACING_RULE_SET	LAYER	LINE-TO-LINE SPACING	WEIGHT
SENSE	*	=2:1_SPACING	?
THERM	*	=2:1_SPACING	?

SPACING_RULE_SET	LAYER	LINE-TO-LINE SPACING	WEIGHT
ENETCONN	*	25 MILS	?

SPACING_RULE_SET	LAYER	LINE-TO-LINE SPACING	WEIGHT
GND	*	=STANDARD	?
PP1V8_MEM	*	=STANDARD	?

SPACING_RULE_SET	LAYER	LINE-TO-LINE SPACING	WEIGHT
GND_P2MM	*	0.20 MM	1000
PWR_P2MM	*	0.20 MM	1000

NET_SPACING_TYPE1	NET_SPACING_TYPE2	AREA_TYPE	SPACING_RULE_SET
MEM_CLK	GND	*	GND_P2MM
MEM_CMD	GND	*	GND_P2MM
MEM_CTRL	GND	*	GND_P2MM
MEM_DATA	GND	*	GND_P2MM
MEM_DQS	GND	*	GND_P2MM
MEM_CLK	PP1V8_MEM	*	PWR_P2MM
MEM_CMD	PP1V8_MEM	*	PWR_P2MM
MEM_CTRL	PP1V8_MEM	*	PWR_P2MM
MEM_DATA	PP1V8_MEM	*	PWR_P2MM
MEM_DQS	PP1V8_MEM	*	PWR_P2MM

NET_SPACING_TYPE1	NET_SPACING_TYPE2	AREA_TYPE	SPACING_RULE_SET
CLINK_VREF	GND	*	GND_P2MM
CLK_MED	GND	*	GND_P2MM
CLK_PCIE	GND	*	GND_P2MM
DMI	GND	*	GND_P2MM
PCIE	GND	*	GND_P2MM
SATA	GND	*	GND_P2MM
USB	GND	*	GND_P2MM
CLK_PCIE	SB_POWER	*	PWR_P2MM
DMI	SB_POWER	*	PWR_P2MM
SATA	SB_POWER	*	PWR_P2MM
USB	SB_POWER	*	PWR_P2MM

NET_SPACING_TYPE1	NET_SPACING_TYPE2	AREA_TYPE	SPACING_RULE_SET
LVDS	GND	*	GND_P2MM

Memory Constraint Relaxations

Allow 0.127 mm necks for >0.127 mm lines for GMCH fanout.

PHYSICAL_RULE_SET	LAYER	ALLOW ROUTE ON LAYER?	MINIMUM LINE WIDTH	MINIMUM NECK WIDTH	MAXIMUM NECK LENGTH	DIFFPAIR PRIMARY GAP	DIFFPAIR NECK GAP
MEM_70D	BOTTOM			0.127 MM	6.35 MM		

Allow 0.1 mm necks for >0.1 mm lines between thru-hole SO-DIMM pins.

PHYSICAL_RULE_SET	LAYER	ALLOW ROUTE ON LAYER?	MINIMUM LINE WIDTH	MINIMUM NECK WIDTH	MAXIMUM NECK LENGTH	DIFFPAIR PRIMARY GAP	DIFFPAIR NECK GAP
MEM_45S	OVERRIDE	OVERRIDE	OVERRIDE	0.100 MM	2.54 MM	OVERRIDE	OVERRIDE
MEM_70D	ISL10			0.100 MM	2.54 MM		
MEM_85D	ISL4, ISL10			0.100 MM	2.54 MM		

Graphics Constraint Relaxations

Alternate diffpair width/gap through BGA fanout areas (95-ohm diff)

NET_PHYSICAL_TYPE	AREA_TYPE	PHYSICAL_RULE_SET
PCIE_100D	*	100_DIFF_BGA
LVDS_100D	*	100_DIFF_BGA
TMDS_100D	*	100_DIFF_BGA

SIM Card Constraints

PHYSICAL_RULE_SET	LAYER	ALLOW ROUTE ON LAYER?	MINIMUM LINE WIDTH	MINIMUM NECK WIDTH	MAXIMUM NECK LENGTH	DIFFPAIR PRIMARY GAP	DIFFPAIR NECK GAP
WWAN_SIM	*	=50_OHM_SE	=50_OHM_SE	=50_OHM_SE	=50_OHM_SE	=50_OHM_SE	=50_OHM_SE

SPACING_RULE_SET	LAYER	LINE-TO-LINE SPACING	WEIGHT
WWAN_SIM	*	=2:1_SPACING	?

M76 Specific Net Properties

ELECTRICAL_CONSTRAINT_SET	NET_TYPE		
	PHYSICAL	SPACING	
(PCIE_EXCARD)	PCIE_100D	PCIE	PCIE_EXCARD_R2D_P
(PCIE_EXCARD)	PCIE_100D	PCIE	PCIE_EXCARD_R2D_N
(PCIE_MINI)	PCIE_100D	PCIE	PCIE_MINI_R2D_P
(PCIE_MINI)	PCIE_100D	PCIE	PCIE_MINI_R2D_N
	ENET_100D	ENET_MDI	ENET_MDI_R_P<3..0>
	ENET_100D	ENET_MDI	ENET_MDI_R_N<3..0>
	ENET_100D	ENETCONN	ENETCONN_P<3..0>
	ENET_100D	ENETCONN	ENETCONN_N<3..0>
	FW_110D	FW_TP	FW_PORT0_TPA_FL_P
	FW_110D	FW_TP	FW_PORT0_TPA_FL_N
	FW_110D	FW_TP	FW_PORT0_TPB_FL_P
	FW_110D	FW_TP	FW_PORT0_TPB_FL_N
(SATA_A_R2D)	SATA_100D	SATA	SATA_A_R2D_UF_P
(SATA_A_R2D)	SATA_100D	SATA	SATA_A_R2D_UF_N
(SATA_A_D2R)	SATA_100D	SATA	SATA_A_D2R_UF_P
(SATA_A_D2R)	SATA_100D	SATA	SATA_A_D2R_UF_N
(USB_EXT_A)	USB_90D	USB	USB2_EXT_A_MUXED_P
(USB_EXT_A)	USB_90D	USB	USB2_EXT_A_MUXED_N
(USB_EXT_A)	USB_90D	USB	USB2_RT_P
(USB_EXT_A)	USB_90D	USB	USB2_RT_N
(USB_EXT_D)	USB_90D	USB	USB_WWAN_F_P
(USB_EXT_D)	USB_90D	USB	USB_WWAN_F_N
(USB_CAMERA)	USB_90D	USB	USB_CAMERA_F_P
(USB_CAMERA)	USB_90D	USB	USB_CAMERA_F_N
SENSE_DIFFPAIR	SENSE_1T01_55S	SENSE	GFXIMVP6_VSEN_P
SENSE_DIFFPAIR	SENSE_1T01_55S	SENSE	NBCOREISNS_P
SENSE_DIFFPAIR	SENSE_1T01_55S	SENSE	P1V8ISNS_P
SENSE_DIFFPAIR	SENSE_1T01_55S	SENSE	P1V25ISNS_P
THERM_DIFFPAIR	THERM_1T01_55S	THERM	CPU_THERMSNS_D2_P
THERM_DIFFPAIR	THERM_1T01_55S	THERM	CPU_THERMD_P
THERM_DIFFPAIR	THERM_1T01_55S	THERM	GPU_THERMSNS_D_P
THERM_DIFFPAIR	THERM_1T01_55S	THERM	GPU_TDIODE_P
THERM_DIFFPAIR	THERM_1T01_55S	THERM	HSTHERMSNS_D_P
THERM_DIFFPAIR	THERM_1T01_55S	THERM	REMTHERMSNS_DX_P
THERM_DIFFPAIR	THERM_1T01_55S	THERM	RSFSTHERMSNS_D_P
	LVDS_100D	LVDS	LVDS_L_CLK_CONN_F_P
	LVDS_100D	LVDS	LVDS_L_CLK_CONN_F_N
	LVDS_100D	LVDS	LVDS_L_CLK_CONN_P
	LVDS_100D	LVDS	LVDS_L_CLK_CONN_N
	LVDS_100D	LVDS	LVDS_L_DATA_CONN_P<3..0>
	LVDS_100D	LVDS	LVDS_L_DATA_CONN_N<3..0>
	LVDS_100D	LVDS	LVDS_U_CLK_CONN_P
	LVDS_100D	LVDS	LVDS_U_CLK_CONN_N
	LVDS_100D	LVDS	LVDS_U_DATA_CONN_P<3..0>
	LVDS_100D	LVDS	LVDS_U_DATA_CONN_N<3..0>
	TMDS_100D	TMDS	TMDS_CLK_R_P
	TMDS_100D	TMDS	TMDS_CLK_R_N
	TMDS_100D	TMDS	TMDS_CLK_F_P
	TMDS_100D	TMDS	TMDS_CLK_F_N
	TMDS_100D	TMDS	TMDS_DATA_F_P<5..0>
	TMDS_100D	TMDS	TMDS_DATA_F_N<5..0>
(VGA_R_TV_Y)	VGA_50S	VGA	VGA_R
(VGA_G_TV_C)	VGA_50S	VGA	VGA_G
(VGA_B_TV_COMP)	VGA_50S	VGA	VGA_B
(VGA_SYNC)	VGA_55S	VGA_SYNC	VGA_HSYNC_R
(VGA_SYNC)	VGA_55S	VGA_SYNC	VGA_VSYNC_R
(VGA_SYNC)	VGA_55S	VGA_SYNC	VGA_HSYNC
(VGA_SYNC)	VGA_55S	VGA_SYNC	VGA_VSYNC
	PP1V8_MEM		=PP1V8_S3M_MEM_A
	PP1V8_MEM		=PP1V8_S3M_MEM_B
	GND		GND
	SB_POWER		PP3V3_S5
	SB_POWER		PP3V3_S0
	SB_POWER		PP1V5_S0
	WWAN_SIM	WWAN_SIM	WWAN_SIM_CLOCK
	WWAN_SIM	WWAN_SIM	WWAN_SIM_DATA

M76 Specific Constraints
 SYNC_MASTER=M76_MLB SYNC_DATE=02/02/2007

NOTICE OF PROPRIETARY PROPERTY

THE INFORMATION CONTAINED HEREIN IS THE PROPRIETARY PROPERTY OF APPLE COMPUTER, INC. THE POSSESSOR AGREES TO THE FOLLOWING
 I TO MAINTAIN THE DOCUMENT IN CONFIDENCE
 II NOT TO REPRODUCE OR COPY IT
 III NOT TO REVEAL OR PUBLISH IN WHOLE OR PART

APPLE COMPUTER INC.	SIZE	DRAWING NUMBER	REV.
	D	051-7261	A.0.0
SCALE	SHT		OF
NONE	91		92

M75/M76 Board-Specific Spacing & Physical Constraints

BOARD LAYERS				BOARD AREAS			BOARD UNITS (MIL OR MM)	ALLEGRO VERSION
TOP, ISL2, ISL3, ISL4, ISL5, ISL6, ISL7, ISL8, ISL9, ISL10, ISL11, BOTTOM				NO_TYPE, BGA			MM	15.5.1

PHYSICAL_RULE_SET	LAYER	ALLOW ROUTE ON LAYER?	MINIMUM LINE WIDTH	MINIMUM NECK WIDTH	MAXIMUM NECK LENGTH	DIFFPAIR PRIMARY GAP	DIFFPAIR NECK GAP
DEFAULT	*	Y	=55_OHM_SE	=55_OHM_SE	30 MM	0 MM	0 MM
STANDARD	*	Y	=DEFAULT	=DEFAULT	12.7 MM	=DEFAULT	=DEFAULT

PHYSICAL_RULE_SET	LAYER	ALLOW ROUTE ON LAYER?	MINIMUM LINE WIDTH	MINIMUM NECK WIDTH	MAXIMUM NECK LENGTH	DIFFPAIR PRIMARY GAP	DIFFPAIR NECK GAP
55_OHM_SE	TOP, BOTTOM	Y	0.100 MM	0.100 MM			
55_OHM_SE	ISL2, ISL11	Y	0.250 MM	0.076 MM			
55_OHM_SE	*	Y	0.076 MM	0.076 MM	=STANDARD	=STANDARD	=STANDARD

PHYSICAL_RULE_SET	LAYER	ALLOW ROUTE ON LAYER?	MINIMUM LINE WIDTH	MINIMUM NECK WIDTH	MAXIMUM NECK LENGTH	DIFFPAIR PRIMARY GAP	DIFFPAIR NECK GAP
50_OHM_SE	TOP, BOTTOM	Y	0.125 MM	0.125 MM			
50_OHM_SE	*	Y	0.090 MM	0.090 MM	=STANDARD	=STANDARD	=STANDARD

PHYSICAL_RULE_SET	LAYER	ALLOW ROUTE ON LAYER?	MINIMUM LINE WIDTH	MINIMUM NECK WIDTH	MAXIMUM NECK LENGTH	DIFFPAIR PRIMARY GAP	DIFFPAIR NECK GAP
45_OHM_SE	TOP, BOTTOM	Y	0.150 MM	0.150 MM			
45_OHM_SE	*	Y	0.105 MM	0.105 MM	=STANDARD	=STANDARD	=STANDARD

PHYSICAL_RULE_SET	LAYER	ALLOW ROUTE ON LAYER?	MINIMUM LINE WIDTH	MINIMUM NECK WIDTH	MAXIMUM NECK LENGTH	DIFFPAIR PRIMARY GAP	DIFFPAIR NECK GAP
40_OHM_SE	TOP, BOTTOM	Y	0.185 MM	0.185 MM			
40_OHM_SE	*	Y	0.131 MM	0.131 MM	=STANDARD	=STANDARD	=STANDARD

PHYSICAL_RULE_SET	LAYER	ALLOW ROUTE ON LAYER?	MINIMUM LINE WIDTH	MINIMUM NECK WIDTH	MAXIMUM NECK LENGTH	DIFFPAIR PRIMARY GAP	DIFFPAIR NECK GAP
27P4_OHM_SE	TOP, BOTTOM	Y	0.335 MM	0.335 MM			
27P4_OHM_SE	*	Y	0.240 MM	0.240 MM	=STANDARD	=STANDARD	=STANDARD

PHYSICAL_RULE_SET	LAYER	ALLOW ROUTE ON LAYER?	MINIMUM LINE WIDTH	MINIMUM NECK WIDTH	MAXIMUM NECK LENGTH	DIFFPAIR PRIMARY GAP	DIFFPAIR NECK GAP
70_OHM_DIFF	*	N	=STANDARD	=STANDARD	=STANDARD	=STANDARD	=STANDARD
70_OHM_DIFF	ISL3, ISL4	Y	0.149 MM	0.149 MM		0.125 MM	0.125 MM
70_OHM_DIFF	ISL9, ISL10	Y	0.149 MM	0.149 MM		0.125 MM	0.125 MM
70_OHM_DIFF	ISL2, ISL11	Y	0.185 MM	0.185 MM		0.125 MM	0.125 MM
70_OHM_DIFF	TOP, BOTTOM	Y	0.185 MM	0.185 MM		0.125 MM	0.125 MM

PHYSICAL_RULE_SET	LAYER	ALLOW ROUTE ON LAYER?	MINIMUM LINE WIDTH	MINIMUM NECK WIDTH	MAXIMUM NECK LENGTH	DIFFPAIR PRIMARY GAP	DIFFPAIR NECK GAP
80_OHM_DIFF	*	N	=STANDARD	=STANDARD	=STANDARD	=STANDARD	=STANDARD
80_OHM_DIFF	ISL3, ISL4	Y	0.115 MM	0.115 MM		0.125 MM	0.125 MM
80_OHM_DIFF	ISL9, ISL10	Y	0.115 MM	0.115 MM		0.125 MM	0.125 MM
80_OHM_DIFF	ISL2, ISL11	Y	0.140 MM	0.140 MM		0.125 MM	0.125 MM
80_OHM_DIFF	TOP, BOTTOM	Y	0.140 MM	0.140 MM		0.125 MM	0.125 MM

PHYSICAL_RULE_SET	LAYER	ALLOW ROUTE ON LAYER?	MINIMUM LINE WIDTH	MINIMUM NECK WIDTH	MAXIMUM NECK LENGTH	DIFFPAIR PRIMARY GAP	DIFFPAIR NECK GAP
85_OHM_DIFF	*	N	=STANDARD	=STANDARD	=STANDARD	=STANDARD	=STANDARD
85_OHM_DIFF	ISL3, ISL4	Y	0.101 MM	0.101 MM		0.125 MM	0.125 MM
85_OHM_DIFF	ISL9, ISL10	Y	0.101 MM	0.101 MM		0.125 MM	0.125 MM
85_OHM_DIFF	ISL2, ISL11	Y	0.125 MM	0.125 MM		0.125 MM	0.125 MM
85_OHM_DIFF	TOP, BOTTOM	Y	0.125 MM	0.125 MM		0.125 MM	0.125 MM

PHYSICAL_RULE_SET	LAYER	ALLOW ROUTE ON LAYER?	MINIMUM LINE WIDTH	MINIMUM NECK WIDTH	MAXIMUM NECK LENGTH	DIFFPAIR PRIMARY GAP	DIFFPAIR NECK GAP
90_OHM_DIFF	*	N	=STANDARD	=STANDARD	=STANDARD	=STANDARD	=STANDARD
90_OHM_DIFF	ISL3, ISL4	Y	0.102 MM	0.102 MM		0.220 MM	0.220 MM
90_OHM_DIFF	ISL9, ISL10	Y	0.102 MM	0.102 MM		0.220 MM	0.220 MM
90_OHM_DIFF	ISL2, ISL11	Y	0.130 MM	0.130 MM		0.220 MM	0.220 MM
90_OHM_DIFF	TOP, BOTTOM	Y	0.130 MM	0.130 MM		0.220 MM	0.220 MM

PHYSICAL_RULE_SET	LAYER	ALLOW ROUTE ON LAYER?	MINIMUM LINE WIDTH	MINIMUM NECK WIDTH	MAXIMUM NECK LENGTH	DIFFPAIR PRIMARY GAP	DIFFPAIR NECK GAP
100_OHM_DIFF	*	N	=STANDARD	=STANDARD	=STANDARD	=STANDARD	=STANDARD
100_OHM_DIFF	ISL3, ISL4	Y	0.080 MM	0.080 MM		0.200 MM	0.200 MM
100_OHM_DIFF	ISL9, ISL10	Y	0.080 MM	0.080 MM		0.200 MM	0.200 MM
100_OHM_DIFF	ISL2, ISL11	Y	0.099 MM	0.099 MM		0.200 MM	0.200 MM
100_OHM_DIFF	TOP, BOTTOM	Y	0.099 MM	0.099 MM		0.200 MM	0.200 MM

PHYSICAL_RULE_SET	LAYER	ALLOW ROUTE ON LAYER?	MINIMUM LINE WIDTH	MINIMUM NECK WIDTH	MAXIMUM NECK LENGTH	DIFFPAIR PRIMARY GAP	DIFFPAIR NECK GAP
110_OHM_DIFF	*	N	=STANDARD	=STANDARD	=STANDARD	=STANDARD	=STANDARD
110_OHM_DIFF	ISL3, ISL4	Y	0.077 MM	0.077 MM		0.330 MM	0.330 MM
110_OHM_DIFF	ISL9, ISL10	Y	0.077 MM	0.077 MM		0.330 MM	0.330 MM
110_OHM_DIFF	ISL2, ISL11	Y	0.089 MM	0.089 MM		0.330 MM	0.330 MM
110_OHM_DIFF	TOP, BOTTOM	Y	0.089 MM	0.089 MM		0.330 MM	0.330 MM

SPACING_RULE_SET	LAYER	LINE-TO-LINE SPACING	WEIGHT
DEFAULT	*	0.1 MM	?
STANDARD	*	=DEFAULT	?
BGA_P1MM	*	=DEFAULT	?
BGA_P2MM	*	=DEFAULT	?
BGA_P3MM	*	=DEFAULT	?

SPACING_RULE_SET	LAYER	LINE-TO-LINE SPACING	WEIGHT
1.5:1_SPACING	*	0.15 MM	?
1.8:1_SPACING	*	0.18 MM	?
2:1_SPACING	*	0.2 MM	?
2.5:1_SPACING	*	0.25 MM	?
3:1_SPACING	*	0.3 MM	?
4:1_SPACING	*	0.4 MM	?

NET_SPACING_TYPE1	NET_SPACING_TYPE2	AREA_TYPE	SPACING_RULE_SET
*	*	BGA	BGA_P1MM
MEM_CLK	*	BGA	BGA_P2MM
CLK_FSB	*	BGA	BGA_P2MM
CLK_PCIE	*	BGA	BGA_P2MM
CLK_MED	*	BGA	BGA_P2MM
CLK_SLOW	*	BGA	BGA_P2MM
FSB_DSTB	FSB_DSTB	BGA	BGA_P3MM

PHYSICAL_RULE_SET	LAYER	ALLOW ROUTE ON LAYER?	MINIMUM LINE WIDTH	MINIMUM NECK WIDTH	MAXIMUM NECK LENGTH	DIFFPAIR PRIMARY GAP	DIFFPAIR NECK GAP
1:1_DIFFPAIR	*	Y	=STANDARD	=STANDARD	=STANDARD	0.1 MM	0.1 MM

PHYSICAL_RULE_SET	LAYER	ALLOW ROUTE ON LAYER?	MINIMUM LINE WIDTH	MINIMUM NECK WIDTH	MAXIMUM NECK LENGTH	DIFFPAIR PRIMARY GAP	DIFFPAIR NECK GAP
100_DIFF_BGA	*	=100_OHM_DIFF	=100_OHM_DIFF	=100_OHM_DIFF	=100_OHM_DIFF	=100_OHM_DIFF	=100_OHM_DIFF
100_DIFF_BGA	ISL3, ISL4	Y		0.075 MM			0.125 MM
100_DIFF_BGA	ISL9, ISL10	Y		0.075 MM			0.125 MM
100_DIFF_BGA	ISL2, ISL11	Y		0.085 MM			0.140 MM
100_DIFF_BGA	TOP, BOTTOM	Y		0.085 MM			0.140 MM

NOTE: 100_DIFF_BGA is for select 100-ohm differential pairs with routing difficulties through BGAs. Default width/spacing is 100-ohm differential, but pairs can neck to 95-ohms without DRC.

M75/M76 Rule Definitions

SYNC_MASTER=M76_MLB SYNC_DATE=02/02/2007

NOTICE OF PROPRIETARY PROPERTY

THE INFORMATION CONTAINED HEREIN IS THE PROPRIETARY PROPERTY OF APPLE COMPUTER, INC. THE POSSESSOR AGREES TO THE FOLLOWING:
 I TO MAINTAIN THE DOCUMENT IN CONFIDENCE
 II NOT TO REPRODUCE OR COPY IT
 III NOT TO REVEAL OR PUBLISH IN WHOLE OR PART



APPLE COMPUTER INC.

SIZE	DRAWING NUMBER	REV.
D	051-7261	A.0.0
SCALE	SHT	OF
NONE	92	92